

BAY and BAKOOL Sub-National Food Security Cluster Meeting

27th October 2013

ORDO Office



Agenda

Standing items

1. Introductions
2. Review and agreement of previous minutes
3. Review/follow-up actions from previous meeting
4. Access constraints
5. Presentation of district level information
6. VC Elections - Nominations
7. AOB



Access Constraints & Implications on Operations

To be completed for every meeting



Review of FSC Responses for Bay and Bakool (September 2013)



Cluster Members Responses by Response Priority

Region	Improved Access		Livelihood Investment		Safety Net Responses	
	No. Reached	No. Reported	No. Reached	No. Reported	No. Reached	No. Reported
Bay	1,980	2	4,620	5	0	0
	No. Reached	No. Reported	No. Reached	No. Reported	No. Reached	No. Reported
Bakool	0	2	11,694	3	0	1
	No. Reached	No. Reported	No. Reached	No. Reported	No. Reached	No. Reported

District Level Response

i) Improved Access to Food & Safety Nets

Region	District	Emergency Relief Assistance Cash (Food/Cash/Vouche)	Safety Net Responses
Bakool	El Berde	0	0
	Hudur	0	0
	Rab Dhure	0	0
	Tayeeglow	0	0
	Wajid	0	0
Bay	Baidoa	1,980	0
	Buur Hakaba	0	0
	Dinsor	0	0
	Qansah Dere	0	0

District Level Response Livelihood Investment

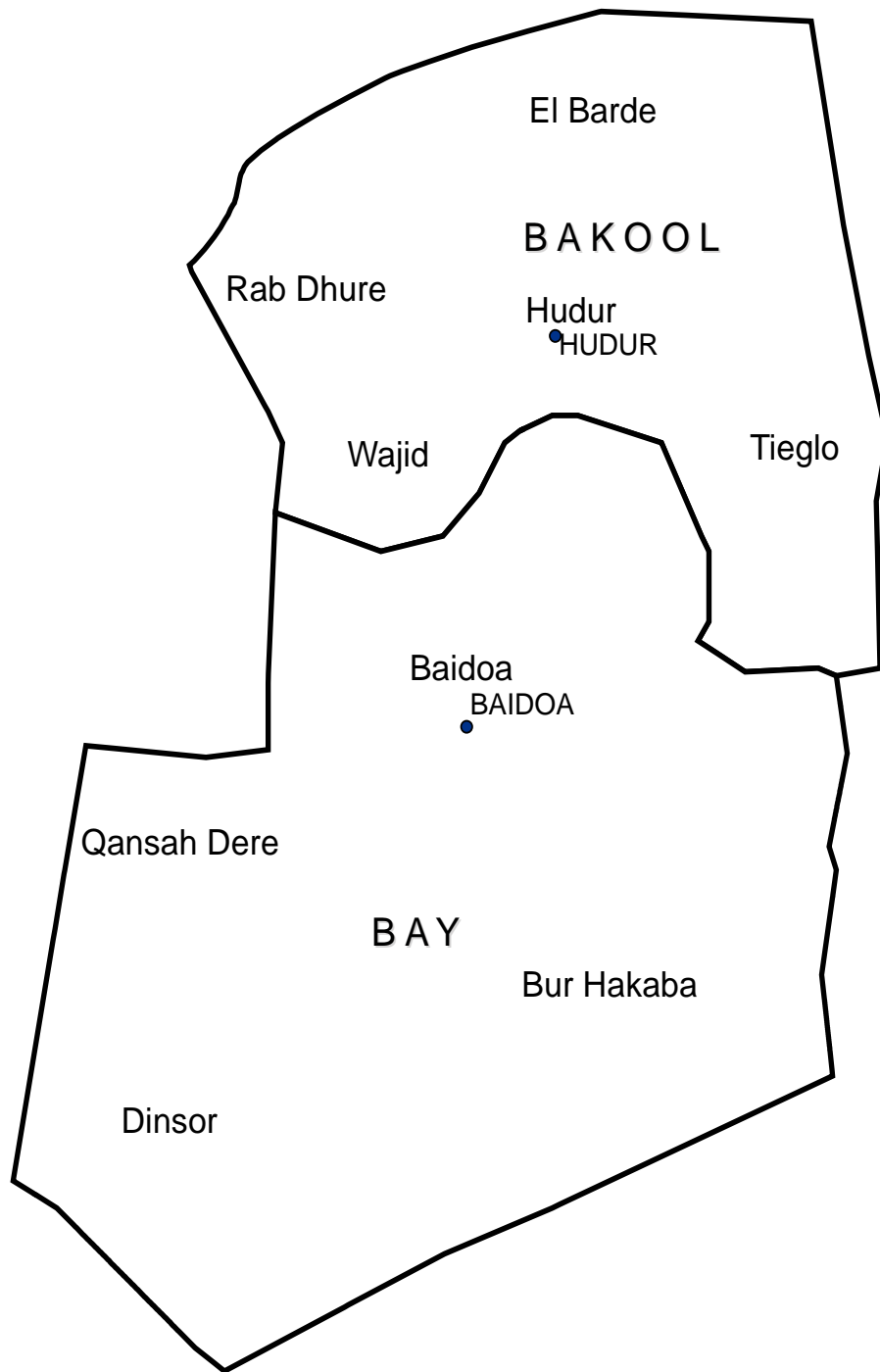
Region	District	Livelihood investment
Bakool	El Berde	6,000
	Hudur	0
	Rab Dhure	5,694
	Tayeeglow	0
	Wajid	0
Bay	Baidoa	4,620
	Buur Hakaba	0
	Dinsor	0
	Qansah Dere	0

District Level Response

ii) Livelihood Investment Activity Breakdown

Region	District	Assets	Seeds Distribution	Animal Re-distribution	Animal Treatment	Poultry Farming
Bakool	El Berde	6,000	0	0	0	0
	Hudur	0	0	0	0	0
	Rab Dhure	5,694	0	0	0	0
	Tayeeglow	0	0	0	0	0
	Wajid	0	0	0	0	0
Bay	Baidoa	4,620	0	0	0	0
	Buur Hakaba	0	0	0	0	0
	Dinsor	0	0	0	0	0
	Qansah Dere	0	0	0	0	0

Gap Analysis: Improved Access and Safety Net Responses



Legend

● Region Capital

□ District Boundary

▭ Region Boundary

Sept. Improved Access and Safety Net

Percentage

0 to 10 percent

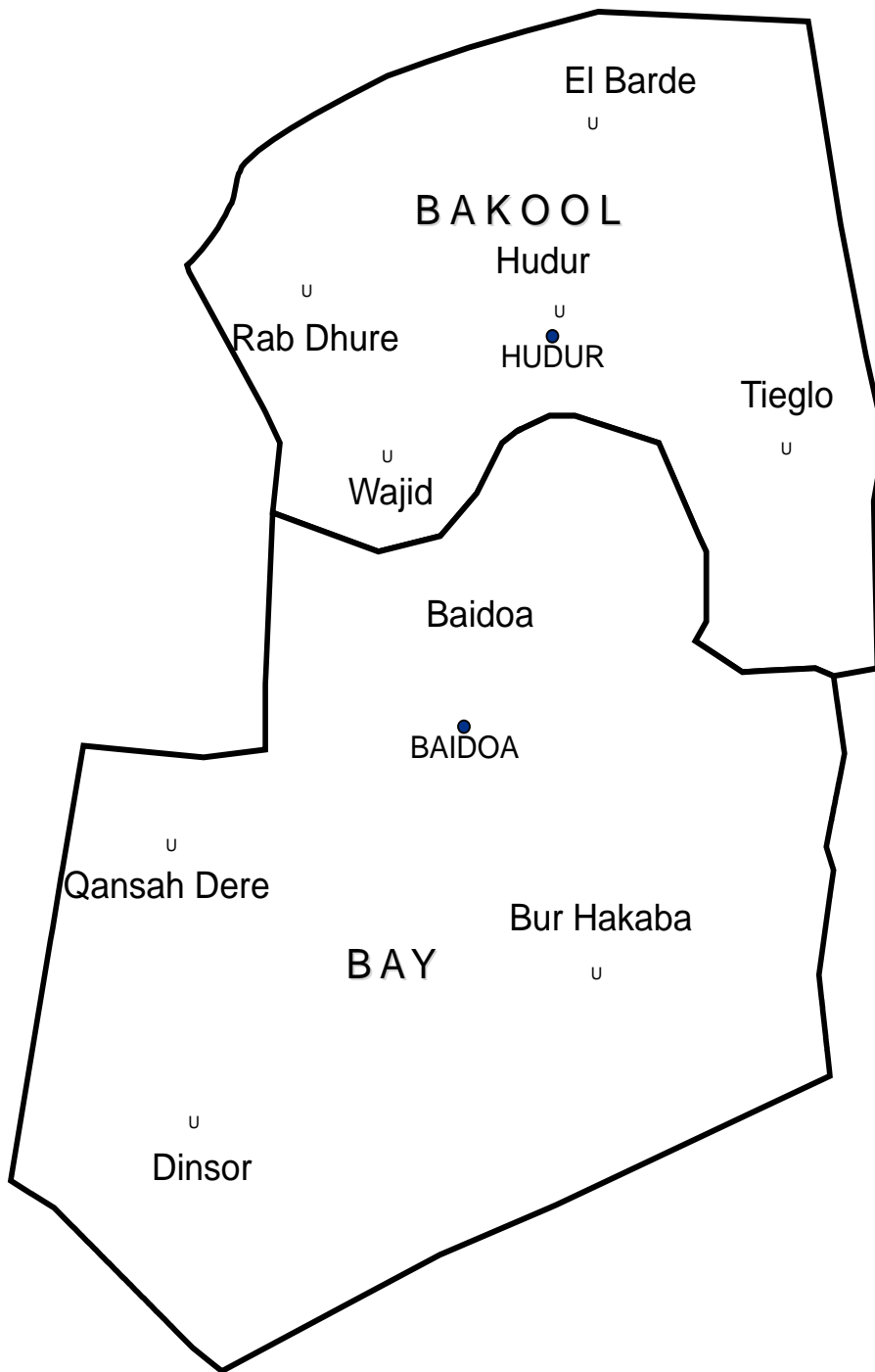
10 to 25 percent

25 to 50 percent

50 to 75 percent

75+ percent

Gap Analysis: Livelihood Investment Assets Responses



Legend

● Region Capital

□ District Boundary

▭ Region Boundary

Sept. Livelihood Assets GAP

Gap magnitude

U < 20.000

U 20.000 to 100.000

U > 100.000

Sept. Livelihood Assets

Percentage

0 to 10 percent

10 to 25 percent

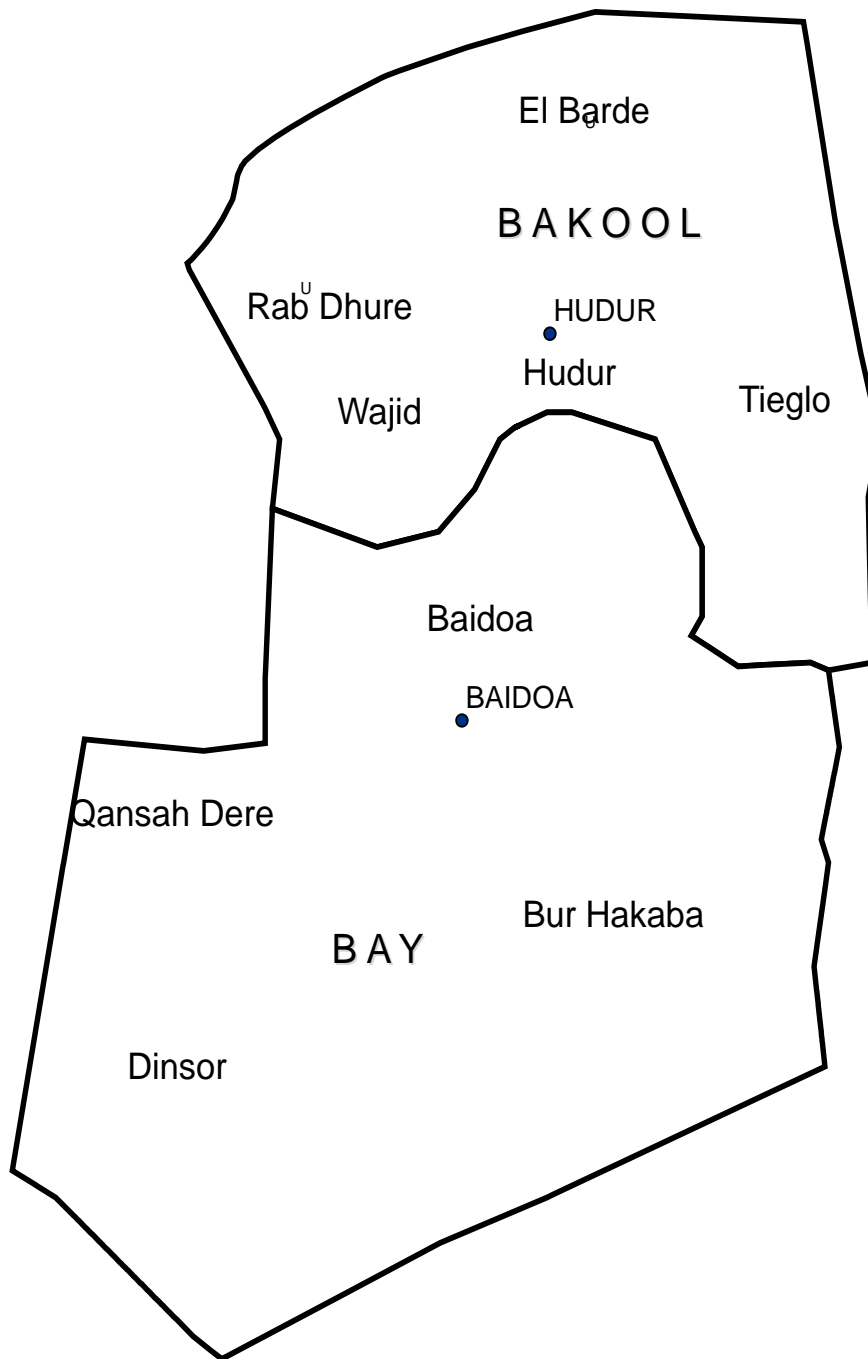
25 to 50 percent

50 to 75 percent

75+ percent



Gap Analysis: Livelihood Investment Inputs' Responses



Legend

- Region Capital
- District Boundary
- Region Boundary

Sept. Livelihood Input GAP

Gap Magnitude

- U 0 to 20,000
- U 20,000 to 100,000
- U >100,000

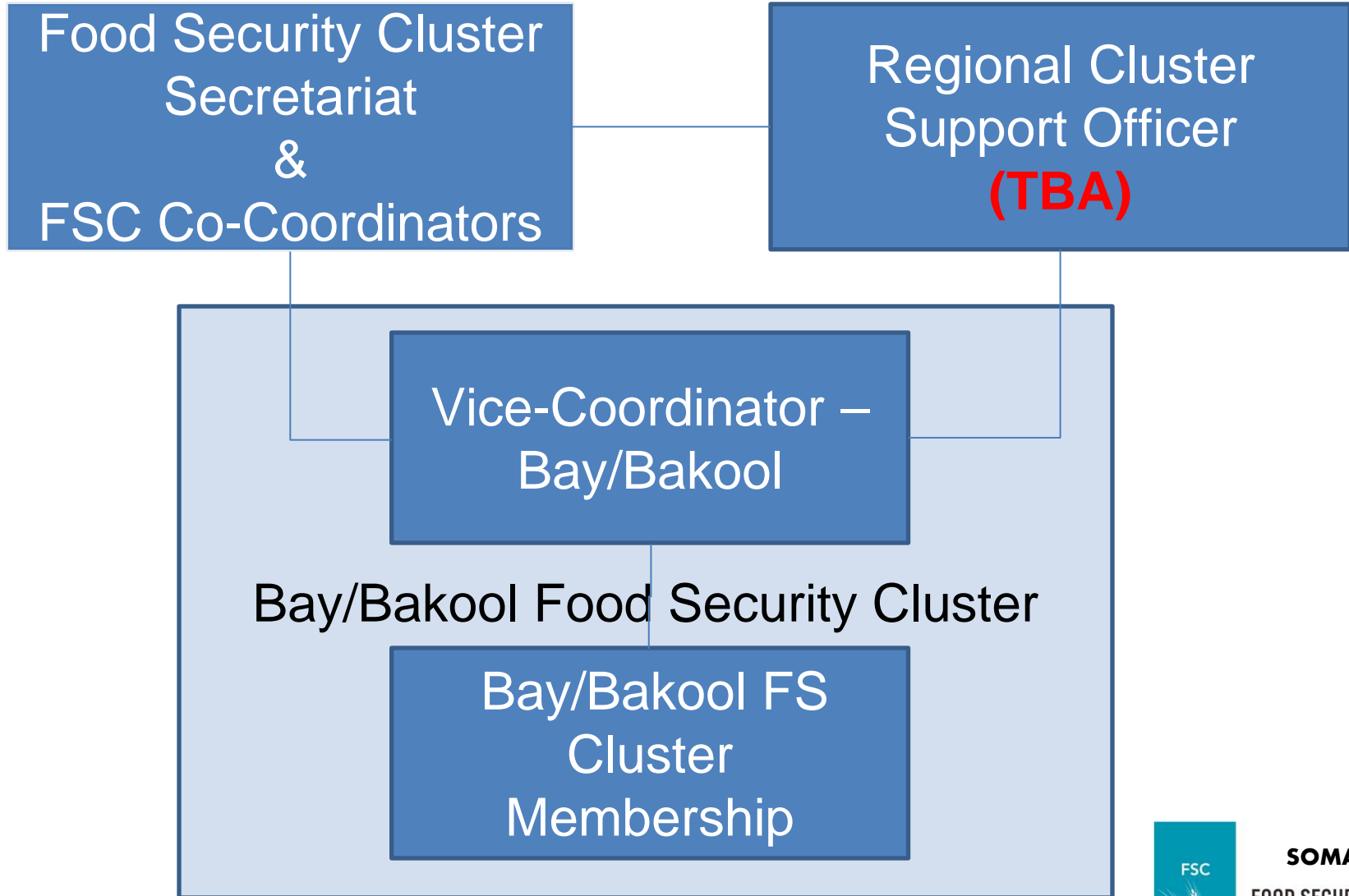
Sept. Livelihood inputs

Percentage

- 0 to 10 percent
- 10 to 25 percent
- 25 to 50 percent
- 50 to 75 percent
- 75+ percent



VICE COORDINATOR



VICE COORDINATOR

Accountability

- The Vice-Coordinator reports to the designated FSC Co-Coordinator

Objectives

- Under the supervision of the designated Food Security Cluster Co-Coordinator, the Vice coordinator (RCS) is responsible, in concert with the Regional Support Officer, for ensuring that field level coordination is effective and meets the coordination needs of the regional FSCs and the reporting and monitoring needs, in conjunction with the M&E Officer, of the FSC membership is met.



SPECIFIC RESPONSIBILITIES

- Ensuring that all the partners working within the geographical footprint of the cluster are aware and engaged with the FSC
- Act as the primary conduit for dissemination of strategic decisions undertaken by the SAG to the regional FSCs
- As required at the area office level call, chair and ensure the appropriate recoding of the actions of the regional FSC
- Report quarterly to the FCS membership on the status of the regional FSC and highlight key challenges faced by the regional FSC leadership and membership.
- Act as the focal point, for ensuring, with the Reporting Officer, that members 3Ws are completed and regularly updated
- Disseminate minutes, presentation and information generated by the regional FSC to the global FSC membership
- Advise the FSC Coordinators of concerns or challenges related to the regional management and coordination of the field FSCs
- Represent the FSC at the regional ICWG meetings



Eligibility for Vice coordination Membership

- The organization must have operational presence in Bay/Bakool (where existing sub-clusters are functional this criteria will be verified at that level);
- The organization must select an individual- to represent them in the Vice Coordination role- who has relevant technical expertise in Food Security/Agriculture and Livelihoods sector
- The organization must be registered into the cluster's 3W matrix.
- Commitment to dedicating the required time to FSC/VC functions.



LOG IN

FORM MANAGEMENT TOOL (FMT)

You were successfully logged out. To log in again, use the form below:

Username

Password



Ballot “Paper”

Vote Bay/Bakool Region VC

1. SELECT AND AGENCY FROM THE LISTING BELOW

Vote Bay/Bakool Region VC	Select	▼
---------------------------	--------	---

Election time table: Bay/Bakool

- Present your Organization's candidacy by Tuesday, 5 November 2013 to the following email:
info.somalia@foodsecuritycluster.net
- By Wednesday, 13 November, you will receive the URL, USERNAME and PASSWORD.
- The ballot will be open until Thursday, 21 November 2013 (at noon).



Agencies interested in the CANDIDACY of FSC Vice Coordinator – Bay/Bakool Region should provide the information below

Name of agency in full	Name of Representative for position of Vice Coordinator	Email address to use	Telephone



Any Other Business

