

WFP Market Monitor - Sudan

August 2020

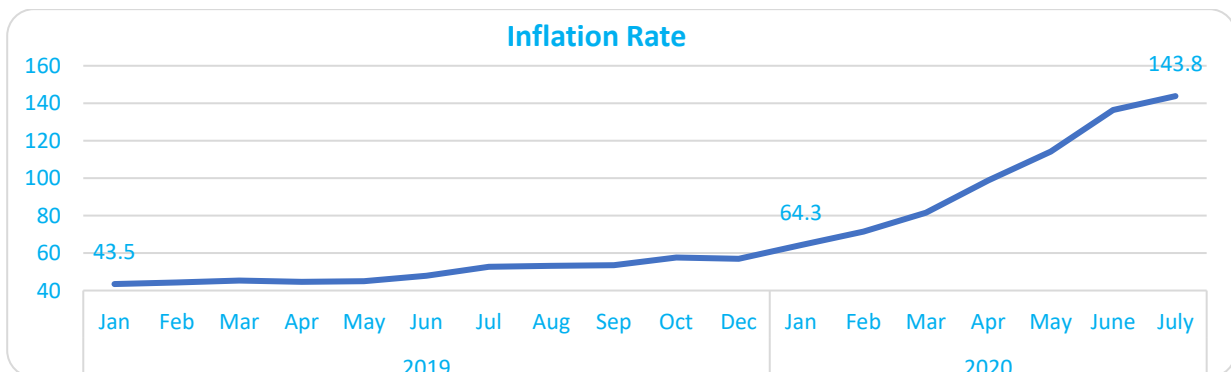
Highlights

- The national average cost of **local food basket** was **SDG89.5**, which is an increase by **17.3%** compared to the previous month.
- The national average retail price of **sorghum** was **SDG70.0/kg**, which is a sharp increase by **16.3%** compared to the previous month.
- The national average retail price of **goat** was **SDG5,303/head**, which is an increase by **6.7%** compared to the previous month.
- The national average retail price of **groundnut** was **SDG3,090/sack**, which is an increase by **9.2%** compared to the previous month.

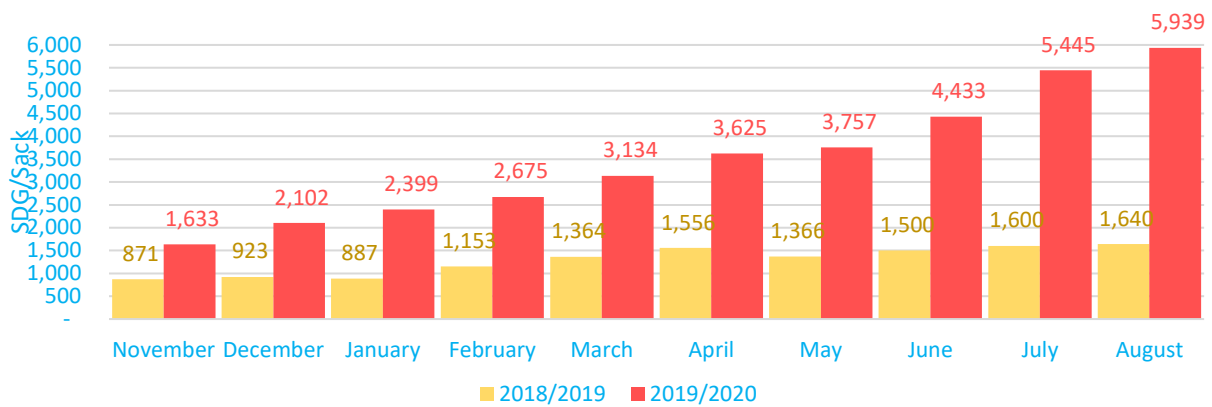
Commodity	Unit of measurement	Current	Previous month		1 year before	
		SDG	SDG	% Change	SDG	% Change
Sorghum	KG	70.0	60.2	↑ 16.3%	20.7	↑ 239%
Goat	Head	5,303	4,972	↑ 6.7%	3,340	↑ 59%
Groundnut	Sack (45 KG)	3,090	2,830	↑ 9.2%	779	↑ 297%
Local Food Basket	Unit	89.5	76.3	↑ 17.3%	31.5	↑ 184%

Food Security Outlook

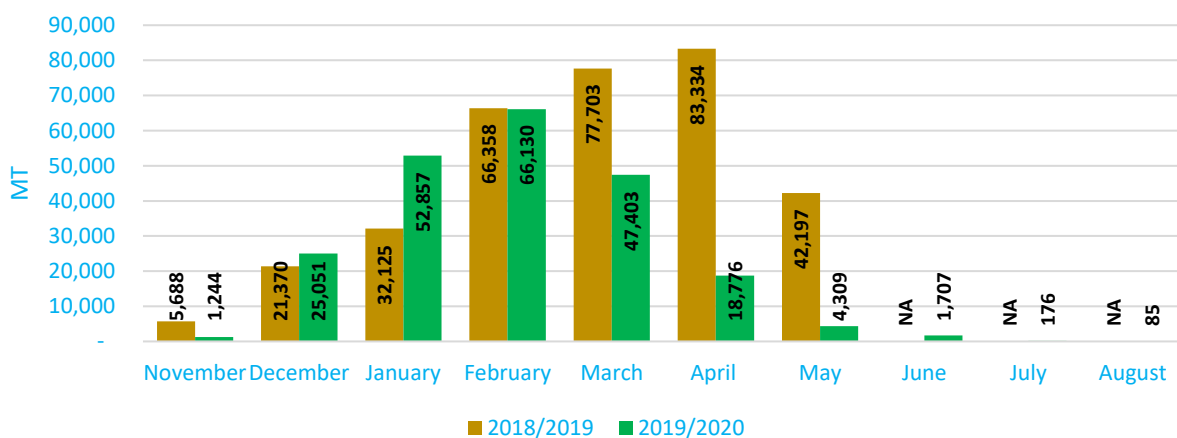
Inflation in July 2020 was 143.8 percent compared to 52.6 percent in July 2019 and 63.9 percent in July 2018. August also showed a tremendous deterioration in the Sudanese currency, it was traded around three times of the official rate in the parallel market. As the result, the cost of local food basket has showing steady increase since the beginning of this year (see chart in page 6). Coupled with limited income opportunities that worsened by the Covid-19 lockdown, the high food commodity prices are eroding the purchasing power of the population. Possible disruption of food supply chain is expected in the coming months due to the floods and roads blockage, which should be closely monitored.



Sorghum Prices and Supplies in Al Gadarif Auction Market



- In August, the average price of sorghum in El-Gadarif Auction was **SDG5,939/sack**, which is an increase **9 percent** compared to the previous month and **262 percent** higher compared to the same month of the previous year (**August 2019**).



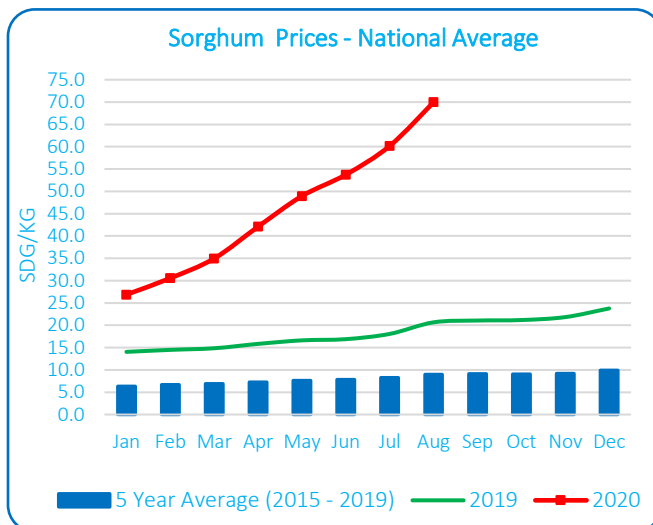
Commodities Prices in WFP Areas



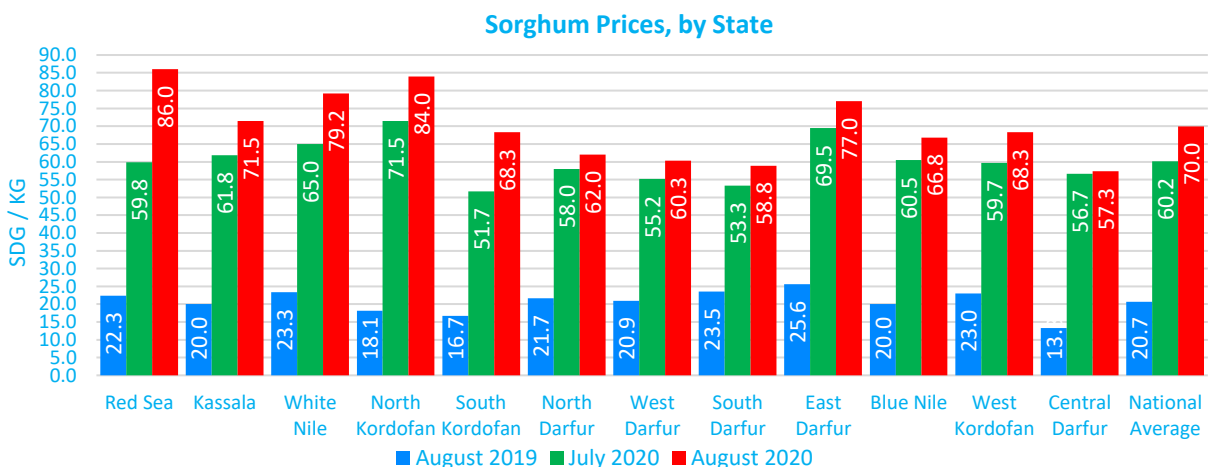
Sorghum

National

The average national retail price of sorghum reached **70.0 Sudanese pound per Kg** in August, which is an increase by **16.3 percent** compared to July 2020. This is mainly due to the below average production of the previous season and exhaust of reserve from the previous seasons. Sorghum prices are expected to remain high up at least until the production of current season arrived the market in October / November 2020. The average retail price of sorghum is more than **238 percent** higher than the same period of the previous year. It was **682 percent** higher than the average for the past five years of August. These sharp increases, compared to previous years, is mainly attributed to the inflationary increase in the cost of production and deterioration in the Sudanese currency.




By States



In August, sorghum retail prices increased in all states by **1 to 44 percent** compared to previous month. It was sharply increased in Red Sea (**43.7 percent**), South Kordofan (**32.3 percent**), White Nile (**21.8 percent**), South Kordofan (**17.5 percent**), Kassala (**15.6 percent**), West Kordofan (**14.5 percent**), East Darfur (**10.8 percent**), Blue Nile (**10.5 percent**), South Darfur (**10.3 percent**), West Darfur (**9.5 percent**) and North Darfur (**6.9 percent**); while it slightly increased in Central Darfur (**1.2 percent**).

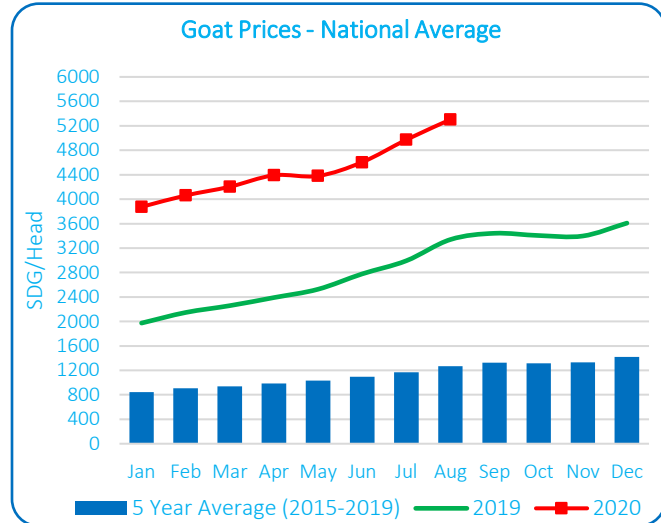
The prices of sorghum increased by **150 to 363 percent** in all states compared to the same period of the previous year. The prices of sorghum have increased in all states by **486 to 951 percent** compared to the average price for the past five years of August.



Goat

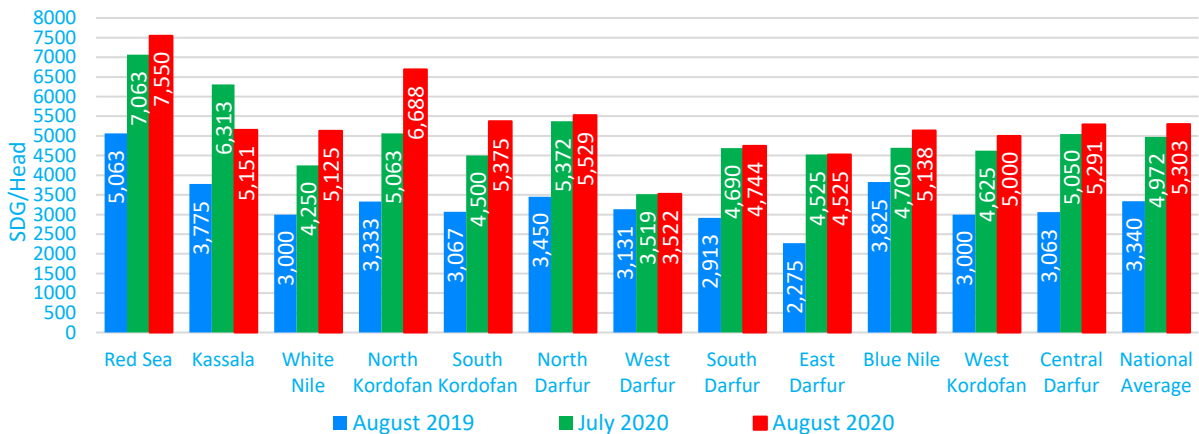
National

The average price of goat was **5,303 Sudanese pound** per head, an increase of **6.7 percent** over the previous month. The average retail price of goat increased by **59 percent** compared to the same month in the previous year. It was higher by **363 percent** compared to the five-year average of August. The rise in the prices of goat is due to the high prices of animal feeds and other inputs, drugs, concentrates, etc. Goat prices are expected to rise gradually over the coming months (rainy season), as the result of improvement in the pasture condition and water supply.



By States

Goat Prices, by State



In August, the retail prices for goat varied across the states, it increased in all states except Kassala state where it sharply decreased by about **18 percent** and remained unchanged in East Darfur compared to the previous month. Goat retail prices sharply increased in North Kordofan (**32.1 percent**), White Nile (**20.6 percent**) and South Kordofan (**19.4 percent**). It significantly increased in Blue Nile (**9.3 percent**), West Kordofan (**8.1 percent**), Red Sea (**6.9 percent**) while it slightly increased in Central Darfur (**4.8 percent**), South Darfur (**1.2 percent**) and West Darfur (**0.1 percent**).

Goat prices increased by **12 to 101 percent** in all states compared to the same month in the previous year. It also increased by **231 to 582 percent** in all states compared to the five years average of August.



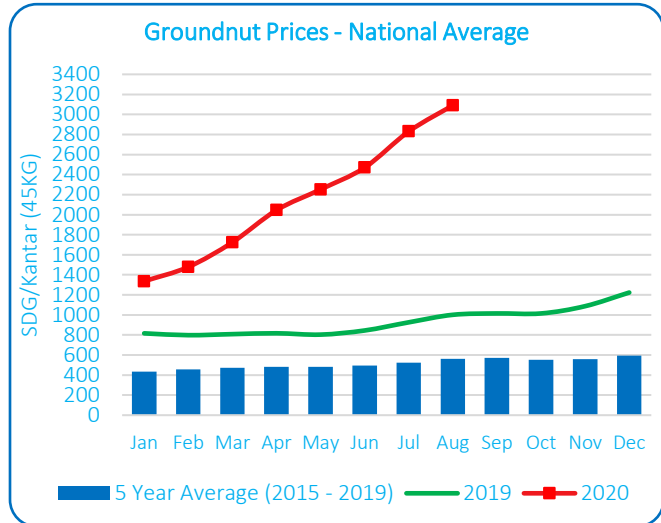
Groundnuts

National

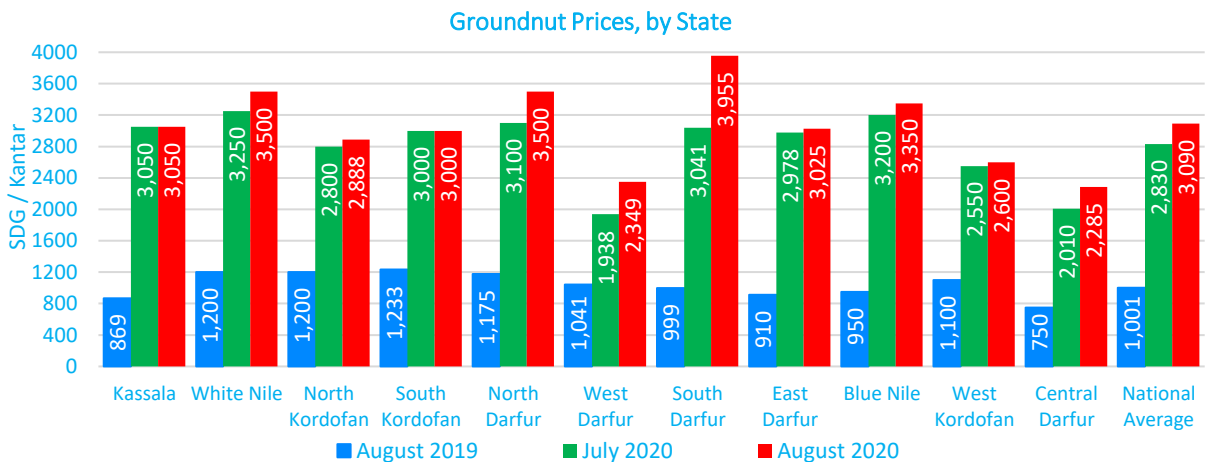
The average price of groundnut was **3,090 Sudanese pound** per Kantar, which is an increase by **9.2 percent** compared to the previous month. This sharp increase in the price of groundnut is mainly attributed to the consumption of most of previous season production and increase in the demand from the local market. This is clearly reflected in the tremendous increase in the price of vegetable oils during the past months.

The national average price of groundnut was higher by **209 percent** compared to the same month of the previous year.

The national average price of groundnut was higher by **451 percent** compared to the five-years average of August.



By States

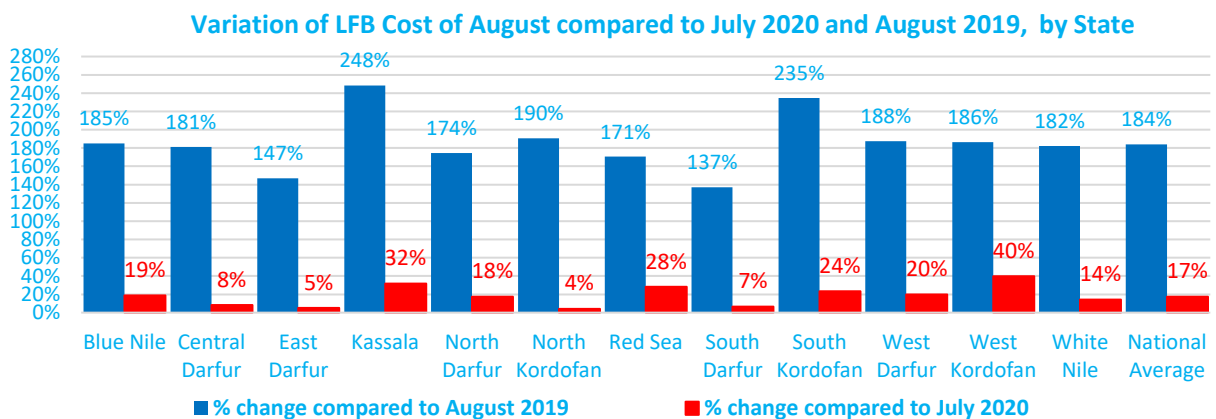
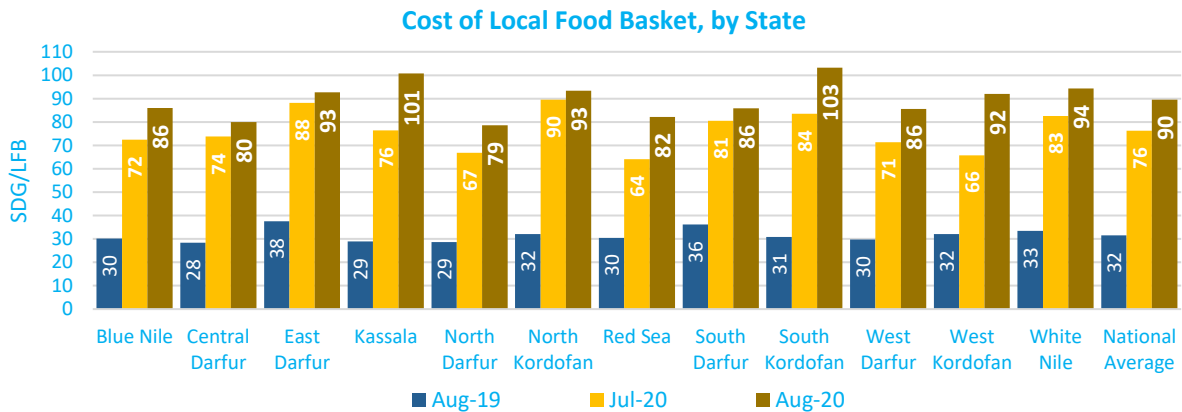
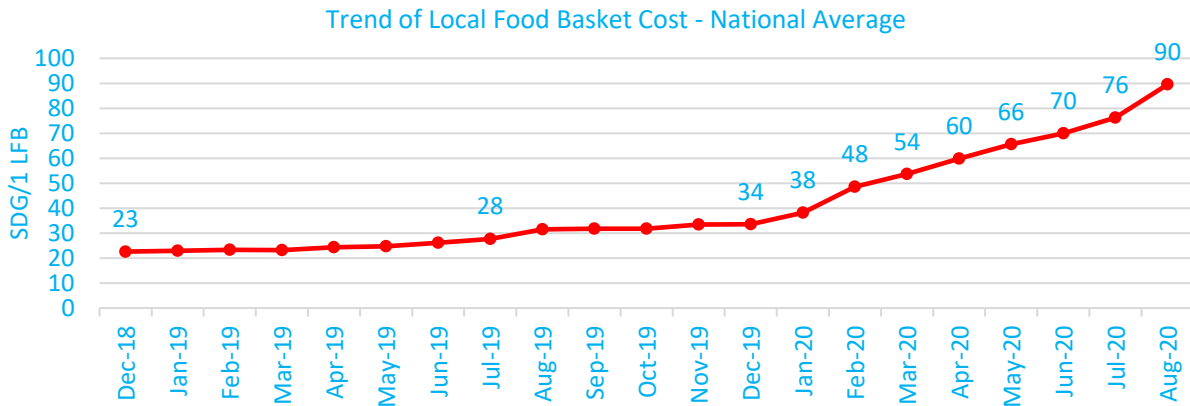


The groundnut prices were increased in all states by **1 to 30 percent**, except South Kordofan and Kassala where it remained unchanged compared to the previous month. It sharply increased in South Darfur (**30.1 percent**), West Darfur (**21.2 percent**), Central Darfur (**13.7 percent**), North Darfur (**12.9 percent**), White Nile (**7.7 percent**); while it slightly increased in Blue Nile (**4.7 percent**), North Kordofan (**3.1 percent**), West Kordofan (**2.0 percent**) and East Darfur (**1.6 percent**).

During August, the groundnut prices increased by **126 to 296 percent** in all states compared to the same month of the previous year. Groundnut prices have shown hike of **274 to 677 percent** compared to the average prices for the past 5 years of August.

Cost of Local Food Basket (LFB)

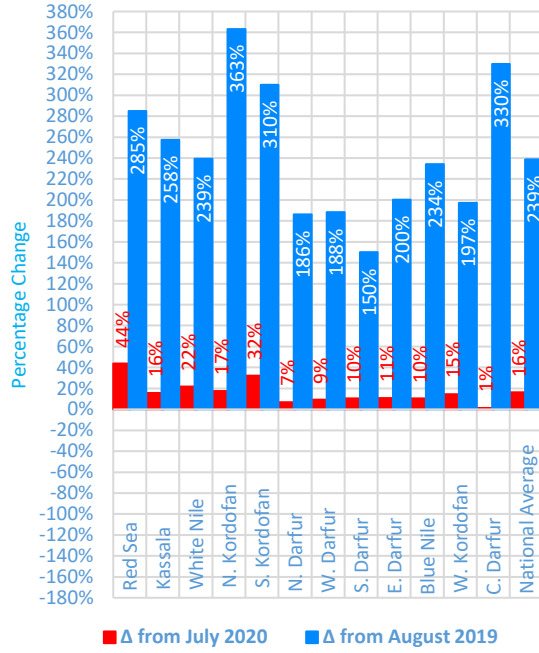
- In August, the average cost of local food basket reached **90** Sudanese pounds, which is an increase by **17.3 percent** compared to the previous month. It is an increase by **184 percent** compared to the same month of the previous year.
- In August, the highest cost of local food basket was recorded in South Kordofan (**SDG 103**) followed by Kassala (**SDG 101**) while the lowest cost recorded in North Darfur (**SDG 79**).



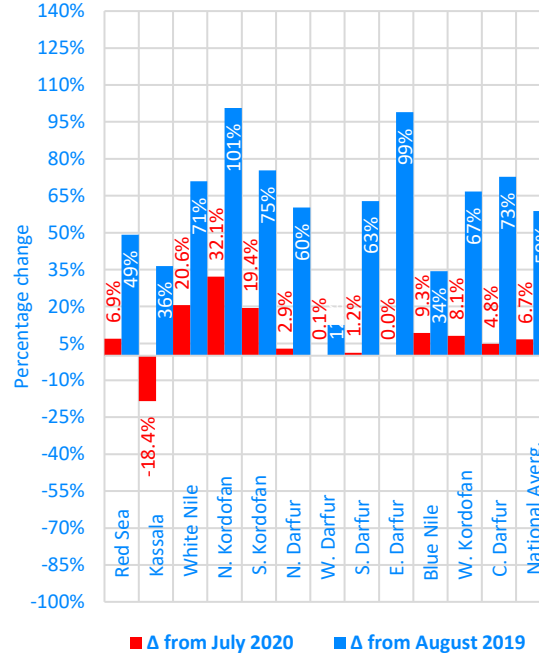
Annex 1:

The Percentage Change of Sorghum, Goat and Groundnut Prices Compared to the July 2020 & August 2019

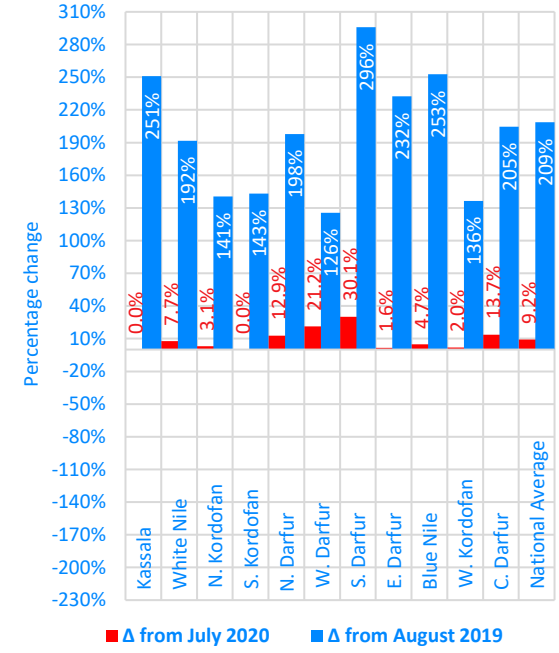
Variation of Sorghum Prices, by states



Variation of Goat Prices, by states



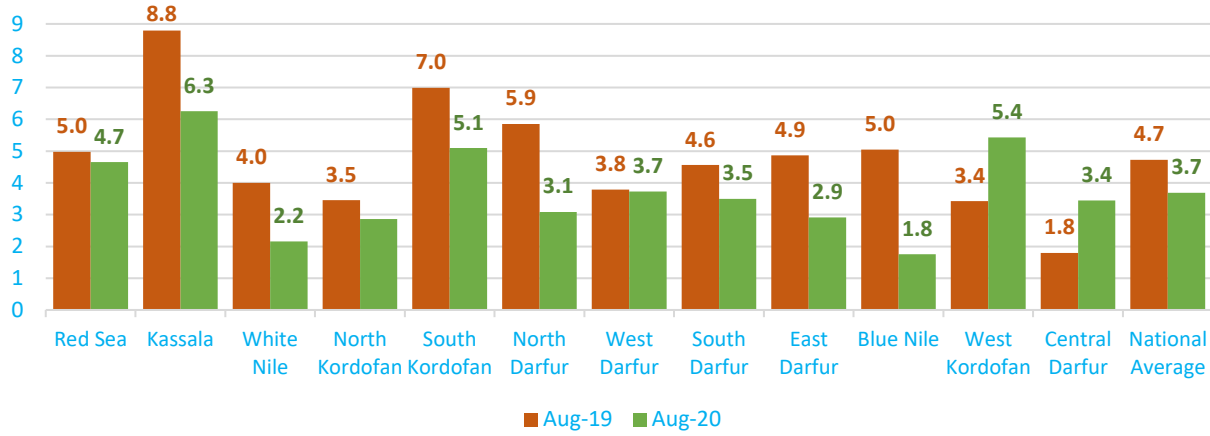
Variation of Groundnut Prices, by states



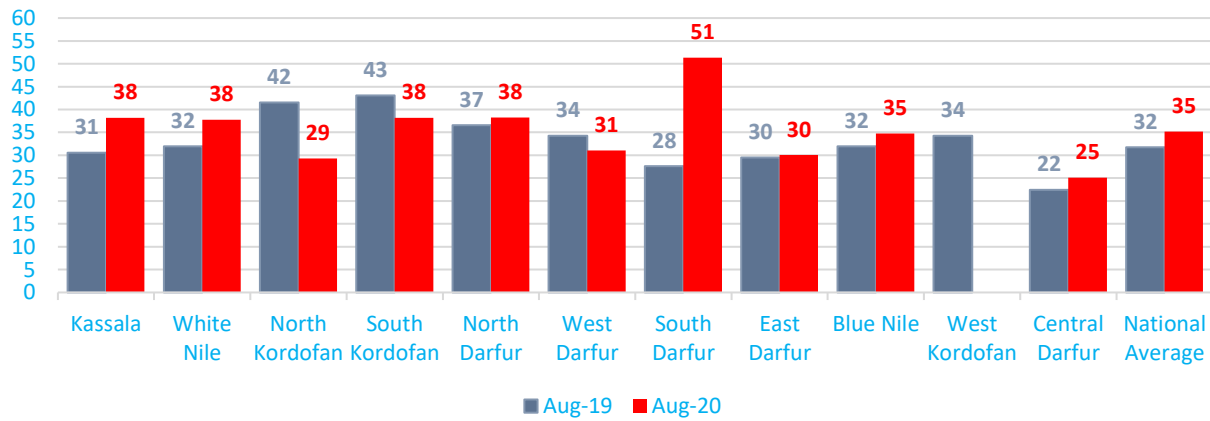
Annex 2:

Terms of Trade

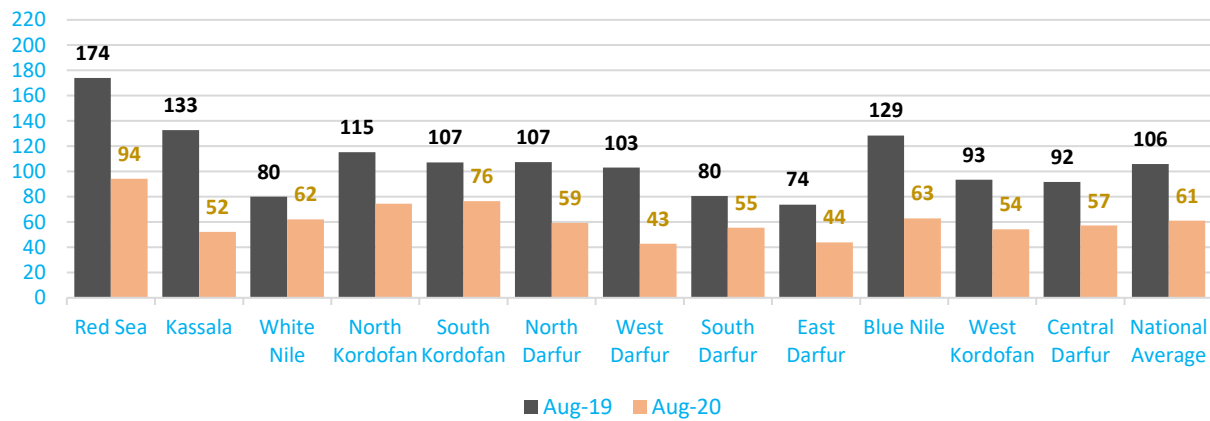
Casual Labor Wage - Daily Rate versus VAM LFB



Groundnut (1 sack of 45Kg) versus VAM LFB

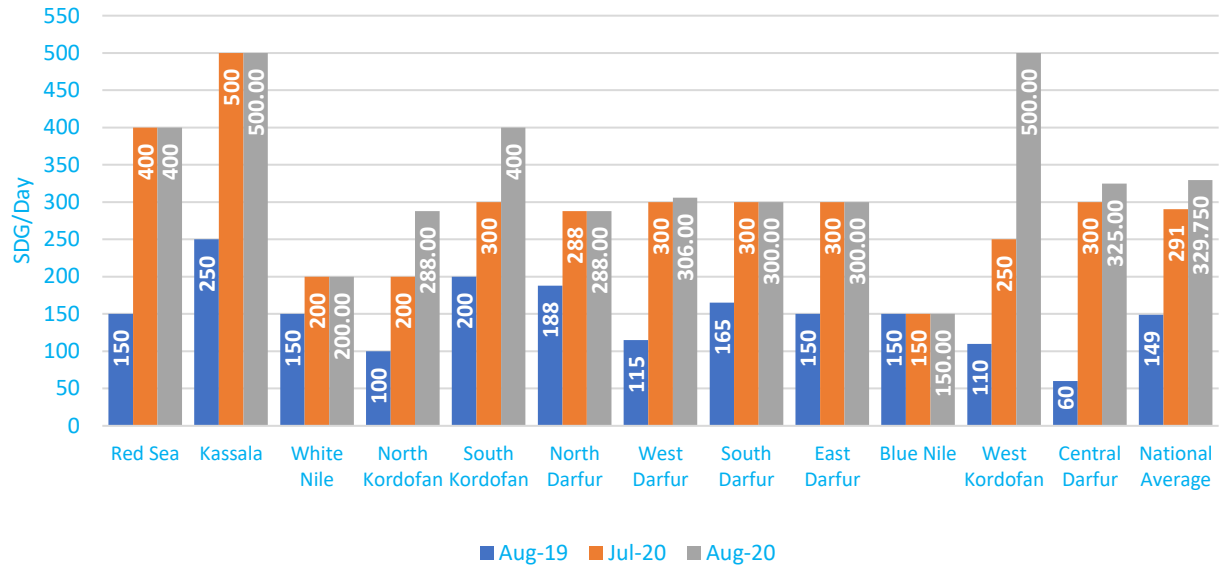


Goat (one medium size) versus VAM LFB

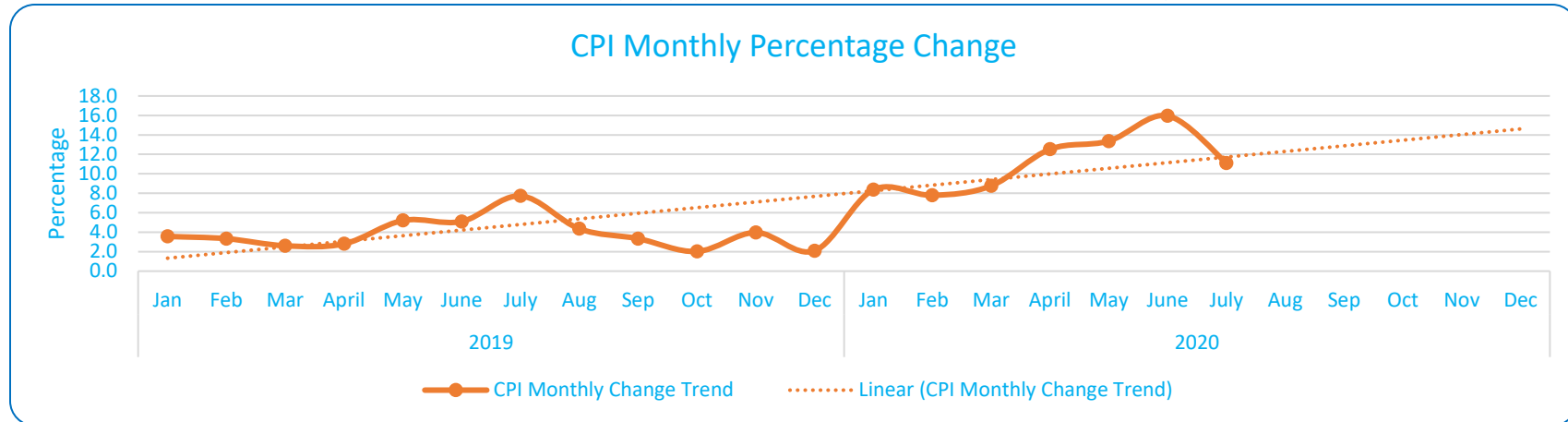


Annex 3:

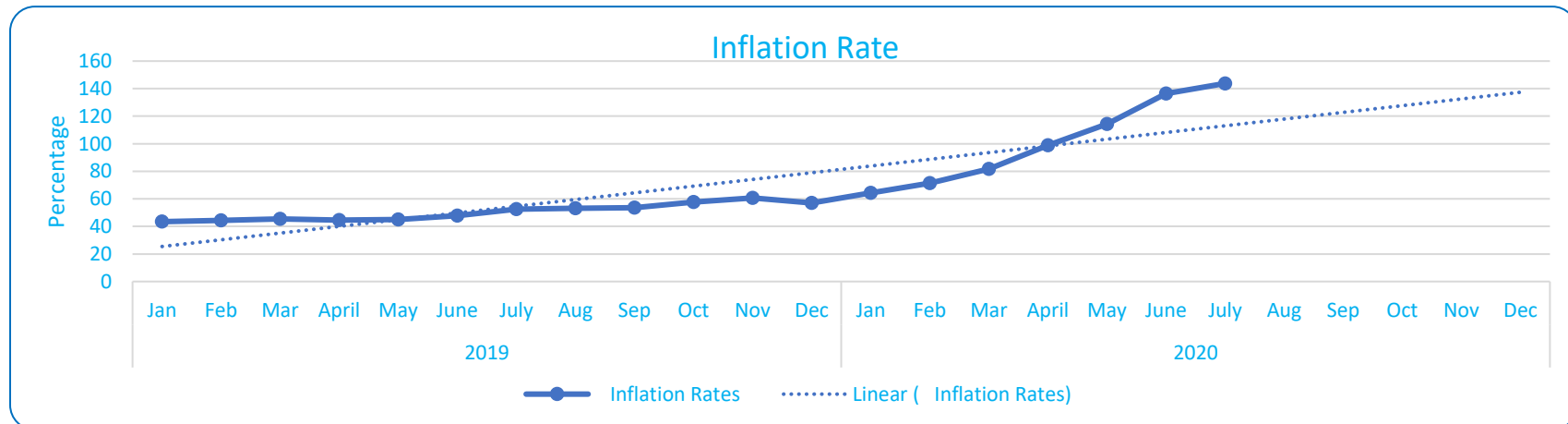
Casual Labor Wage - Daily Rate (SDG/Day)



Annex 4: Sudan Inflation Rate - Consumer Price Index (CPI¹): (Source: SUDAN CENTRAL BUREAU OF STATISTICS)



The monthly percentage change of **Consumer Price Index**: In July 2020, the amount that consumer paid for a basket of goods and services increased by 11.11 percent compared to what he paid for the same basket in June 2020.

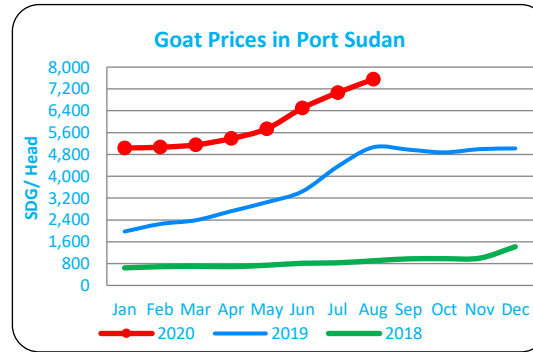
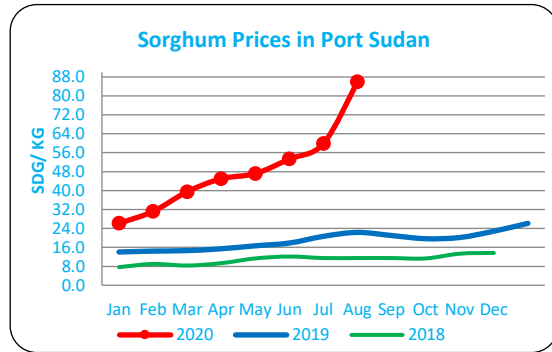


Inflation Rate: In July 2020, the amount that consumer paid for a basket of goods and services increased by 143.8 percent compared to what he paid for the same basket in July 2019.

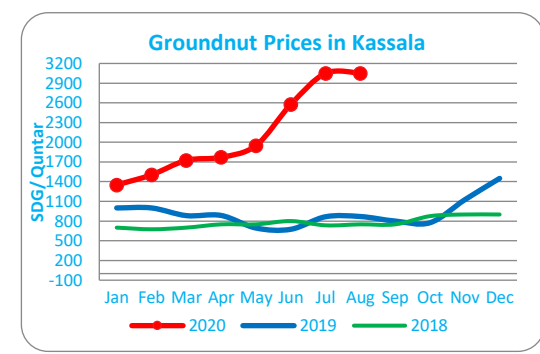
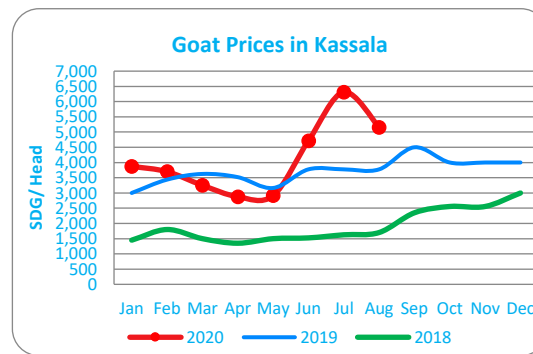
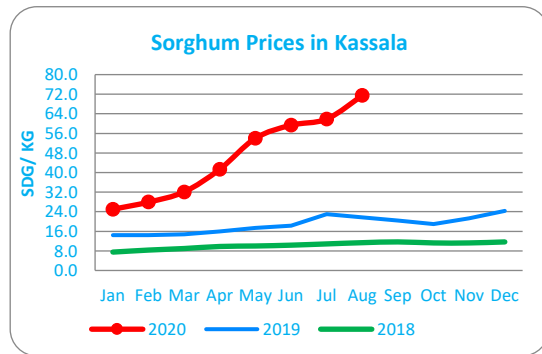
¹ *Consumer Price Index (CPI): The Consumer Price Index measures the average change in prices over time that consumers pay for a basket of goods and services.*

**Annex 5:
Sorghum, Goat and Groundnut Price Trends by States**

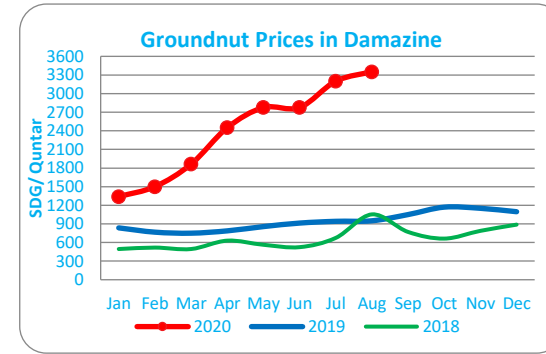
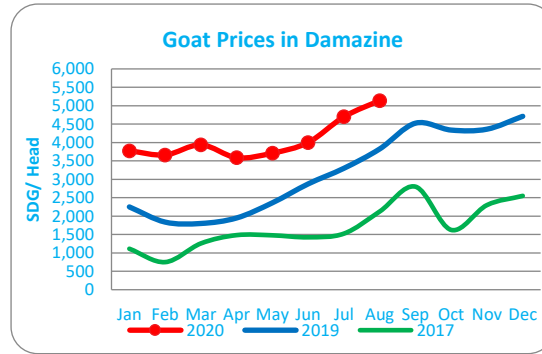
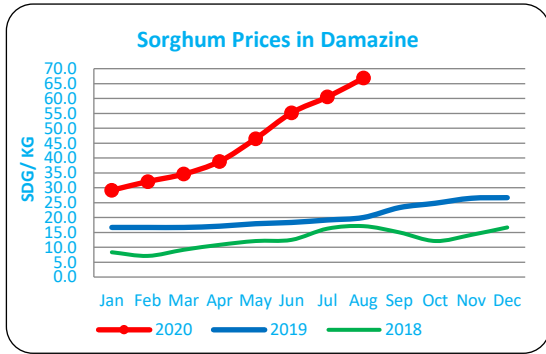
Red Sea



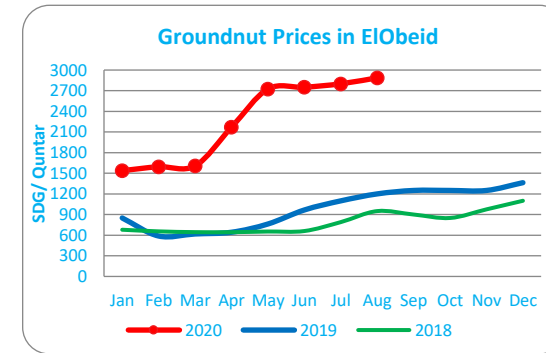
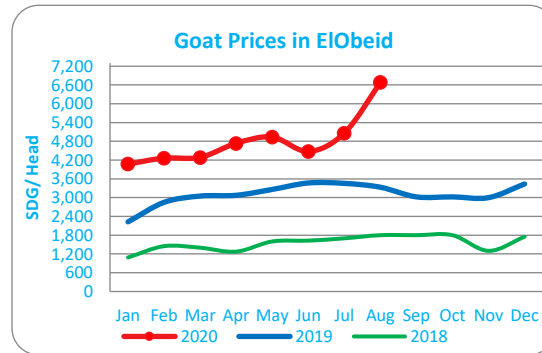
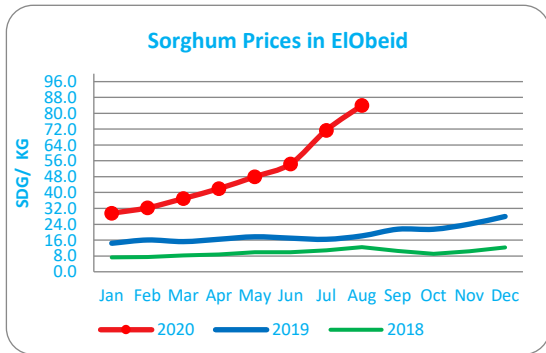
Kassala



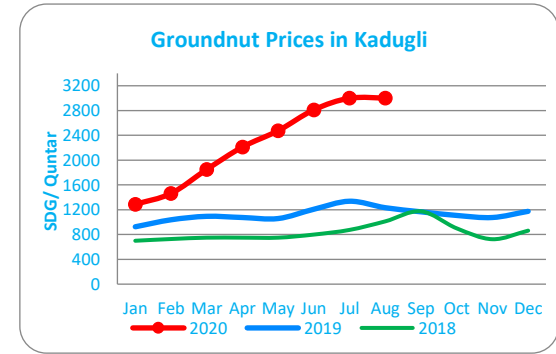
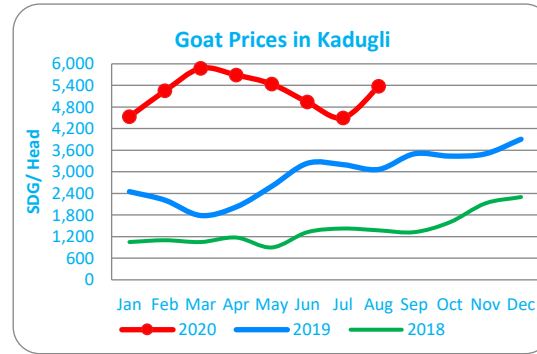
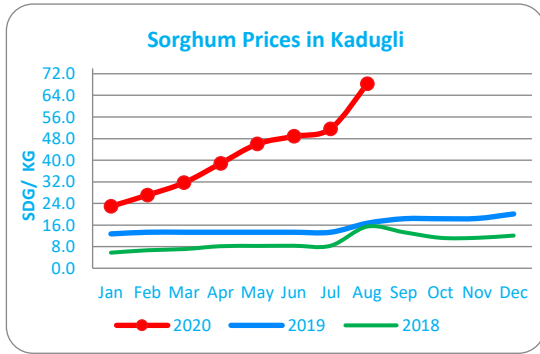
Blue Nile



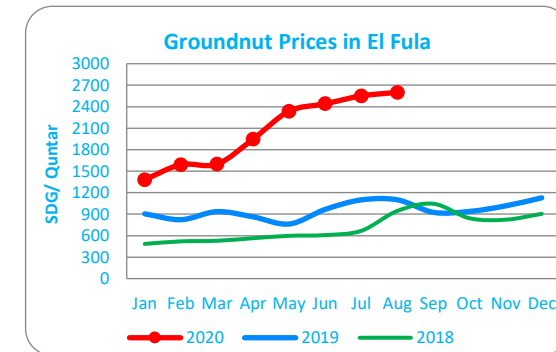
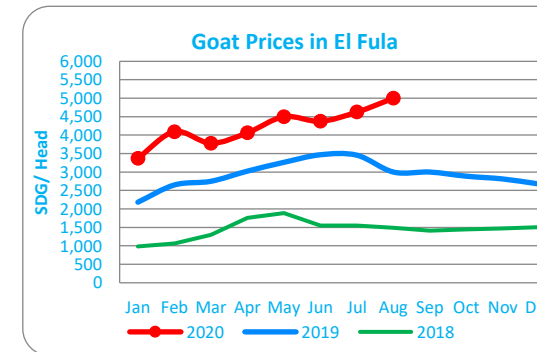
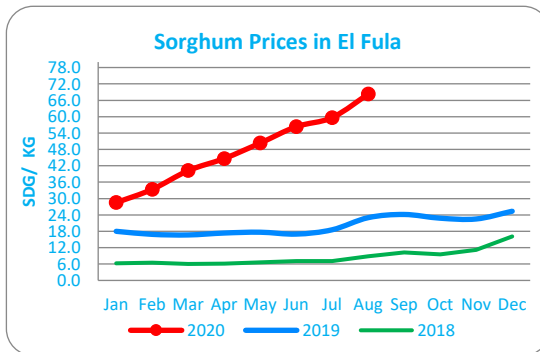
North Kordofan



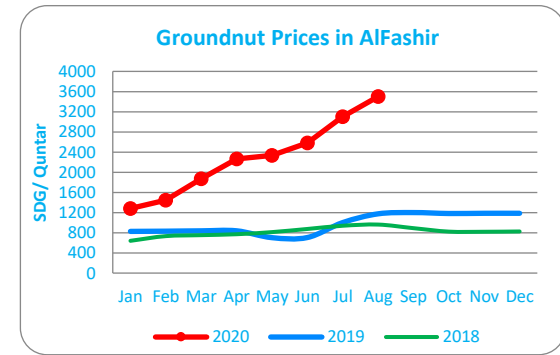
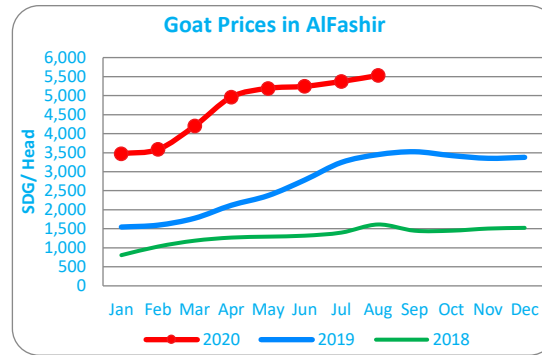
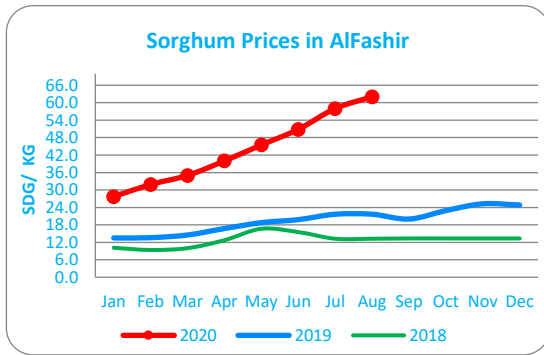
South Kordofan



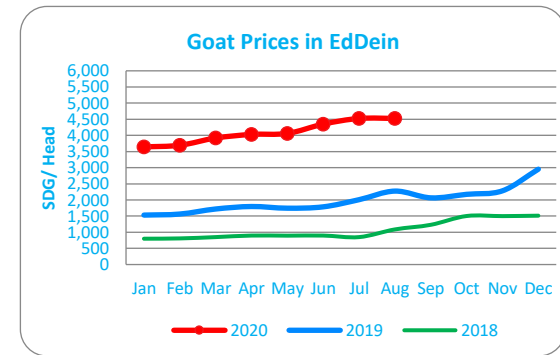
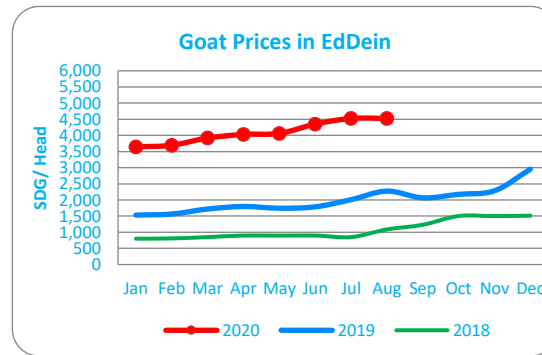
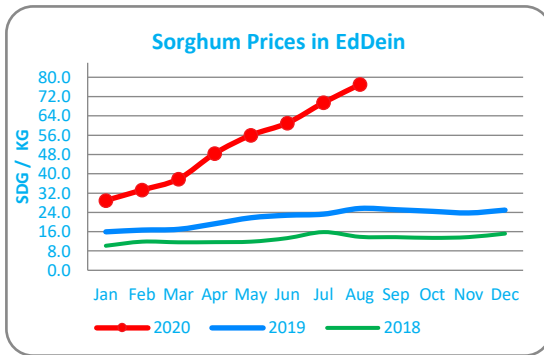
West Kordofan



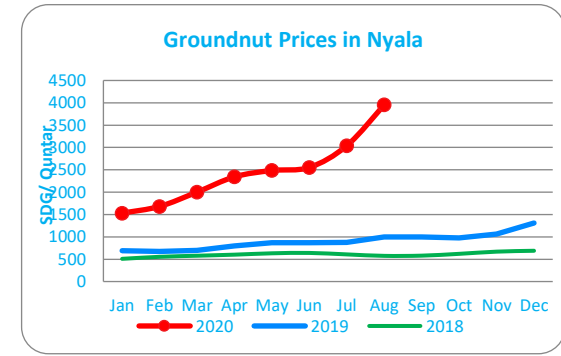
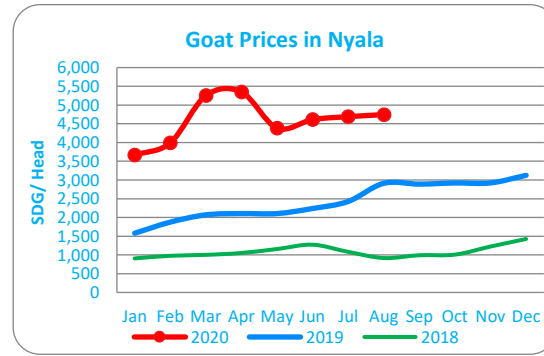
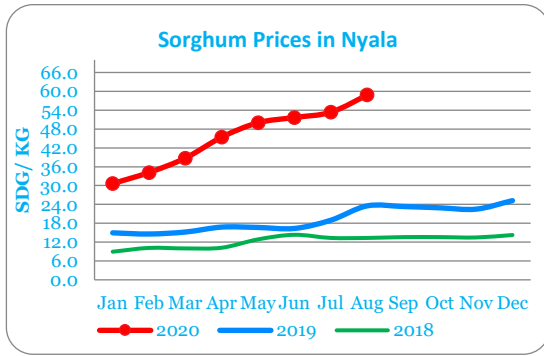
North Darfur



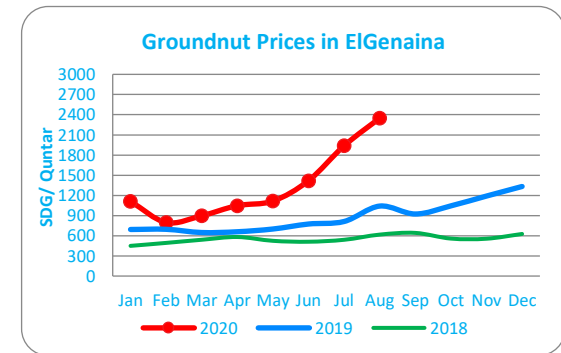
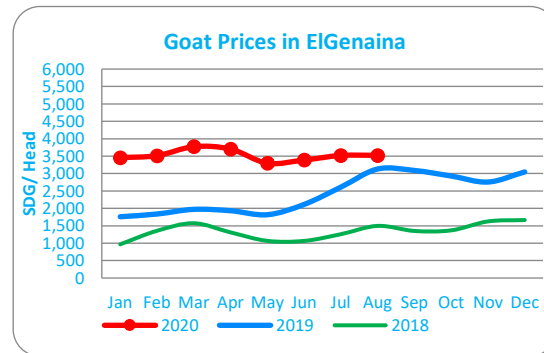
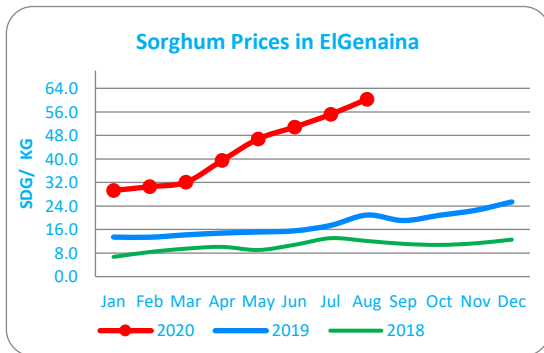
East Darfur



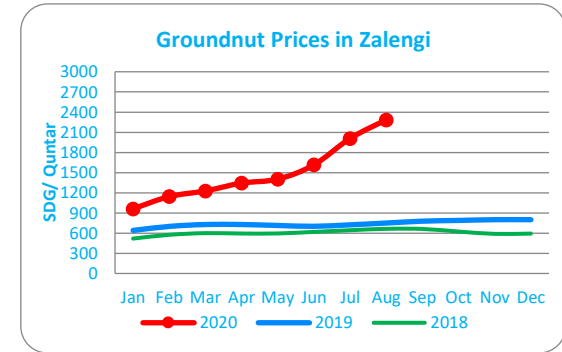
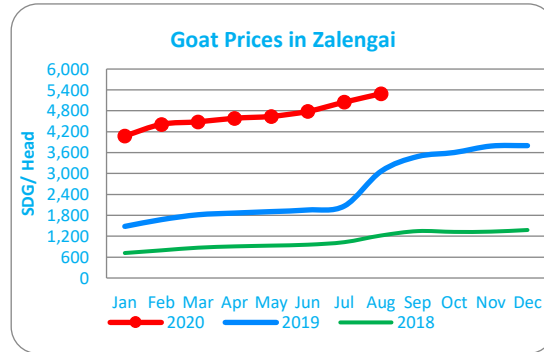
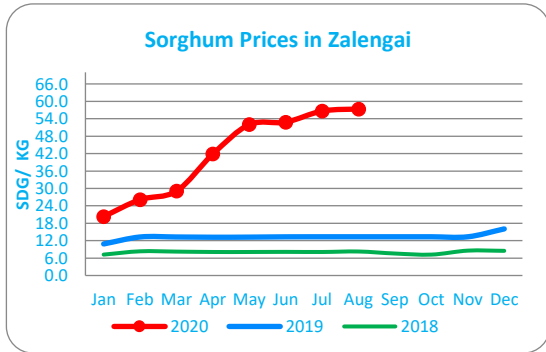
South Darfur



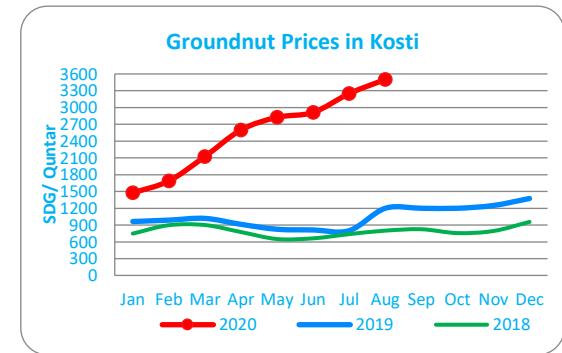
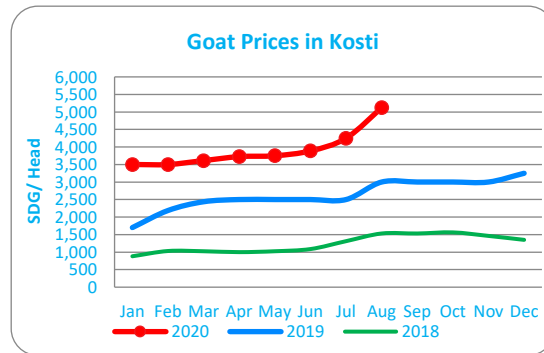
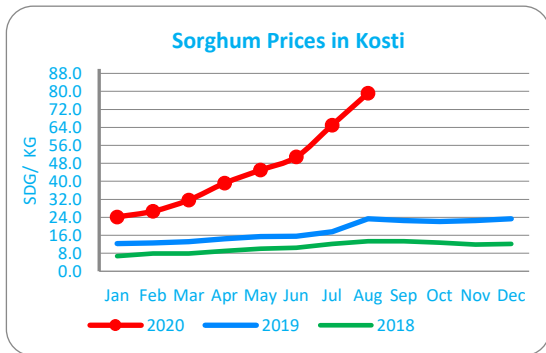
West Darfur



Central Darfur



White Nile



National Average Prices

