

# WFP Market Monitor - Sudan

## July 2020

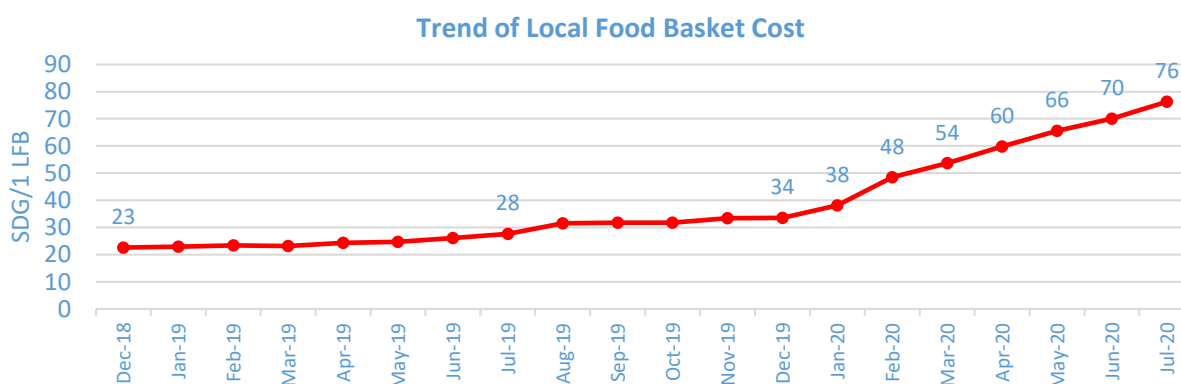
### Highlights

- The national average cost of **local food basket** was **SDG76.2**, which is an increase by **8.8%** compared to the previous month.
- The national average retail price of **sorghum** was **SDG60.2/kg**, which is a sharp increase by **12.1%** compared to the previous month.
- The national average retail price of **goat** was **SDG4,972/head**, which is an increase by **8.0%** compared to the previous month.
- The national average retail price of **groundnut** was **SDG2,830/kantar**, which is an increase by **15.6%** compared to the previous month.

Commodity	Unit of measurement	Current	Previous month		1 year before	
		SDG	SDG	% Change	SDG	% Change
Sorghum	KG	60.2	53.7	↑ 12.1%	16.89	↑ 256%
Goat	Head	4,972	4,605	↑ 8.0%	2,778	↑ 79%
Groundnut	Sack (45 KG)	2,830	2,448	↑ 15.6%	845	↑ 235%
Local Food Basket	Unit	76.2	70.01	↑ 8.8%	26.1	↑ 192%

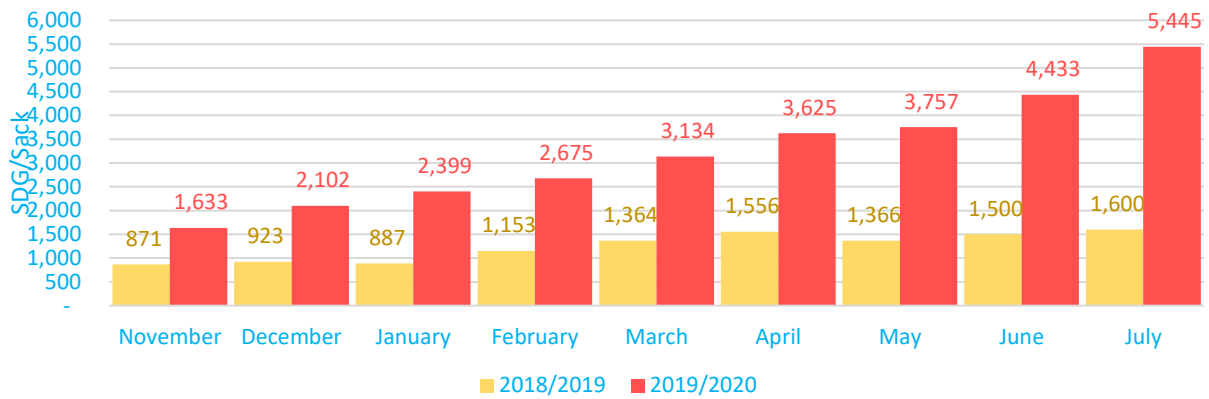
### Food Security Outlook

The cost of the local food basket<sup>1</sup> has still showing its steady increases since the beginning of this year (see chart below). Coupled with limited income opportunities, the high food commodity prices are eroding the purchasing power of the population. The high food prices and high levels of food insecurity will likely continue at least until the onset of the next harvest season in October/November. Possible disruption of food supply chain in the coming two months should be closely monitored.

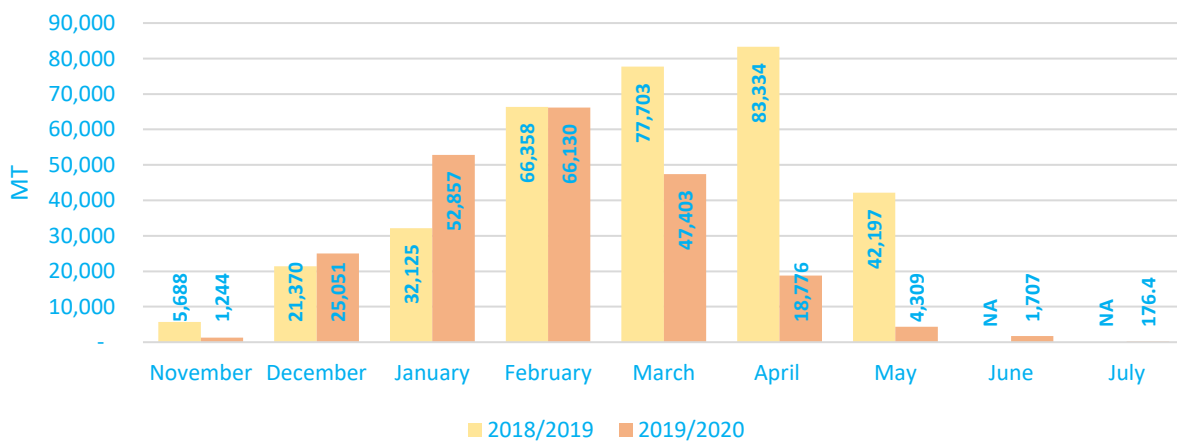


<sup>1</sup> The local food basket consists of eight food items and contains energy equivalent to 2,100 calories.

## Sorghum Prices and Supplies in Al Gadarif Auction Market



- In July, the average price of sorghum in El-Gadarif Auction was **SDG5,445/sack**, which is an increase **23%** compared to the previous month and **240%** higher compared to the same period of previous year (**July 2019**).



JULY 2020

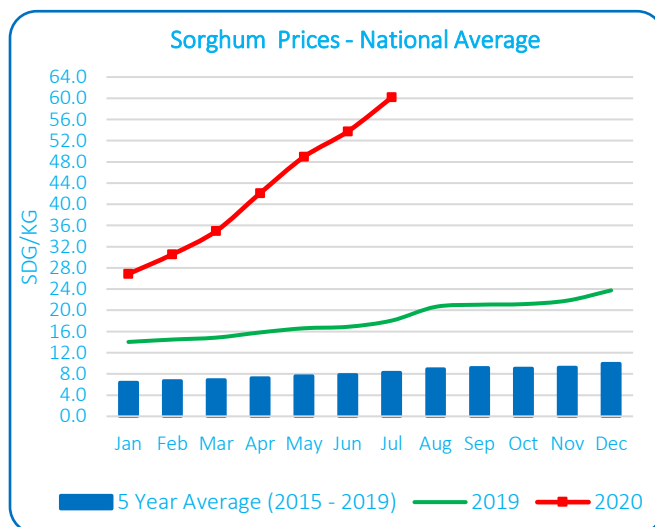
## Commodities Prices in WFP Areas



### Sorghum

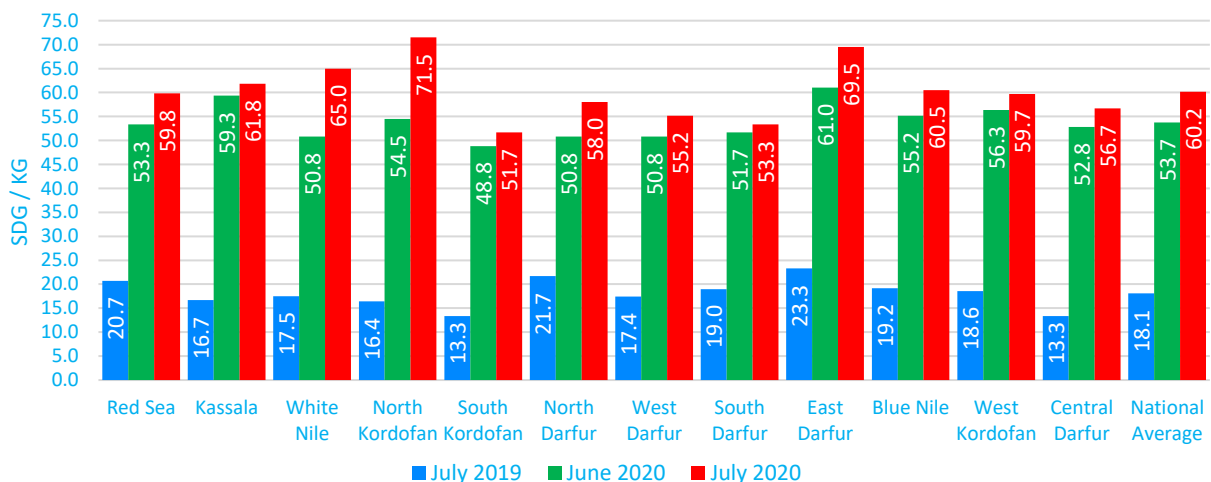
#### National

The average national price of sorghum reached **60.2 Sudanese pound per Kg** in June, which is an increase by **12.1 percent** compared to June 2020. This is mainly due to the diminishing supply from the last year production, as it was far below the average production of the last five years. It is expected that there will be a steady increase in the prices of sorghum until the current season production arrived the market in October/November 2020. The average retail price of sorghum is more than **233 percent** higher than the same period of the previous year. It was **630 percent** higher than the average for the past five years of July.



#### By States


#### Sorghum Prices, by State



In July, sorghum retail prices increased in all states by **3 to 31 percent** compared to previous month. It was sharply increased in North Kordofan (**31 percent**), White Nile (**28 percent**), East Darfur (**14 percent**), North Darfur (**14 percent**), Red Sea (**12 percent**), Blue Nile (**10 percent**); while it slightly increased in West Darfur (**9 percent**), Kassala (**10 percent**), East Darfur (**9 percent**), Central Darfur (**7 percent**), West Kordofan (**6 percent**), South Kordofan (**6 percent**), Kassala (**4 percent**) and South Darfur (**3 percent**).

The prices of sorghum increased by **168 to 336 percent** in all states compared to the same period of the previous year. The prices of sorghum have increased in all states by **482 to 877 percent** compared to the average price for the past five years of July.

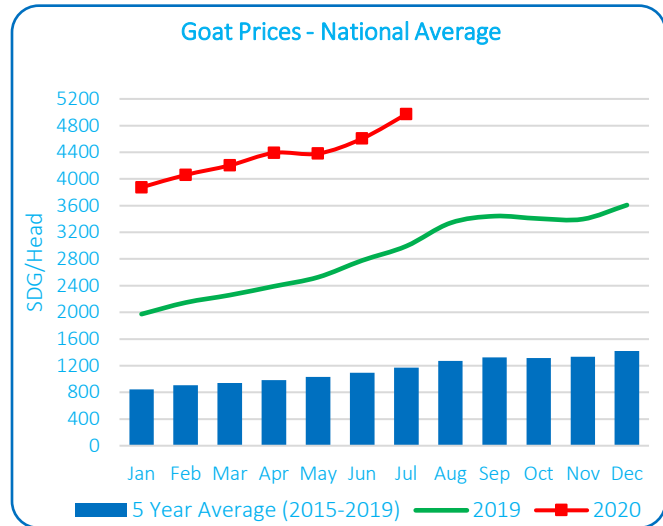
JULY 2020



## Goat

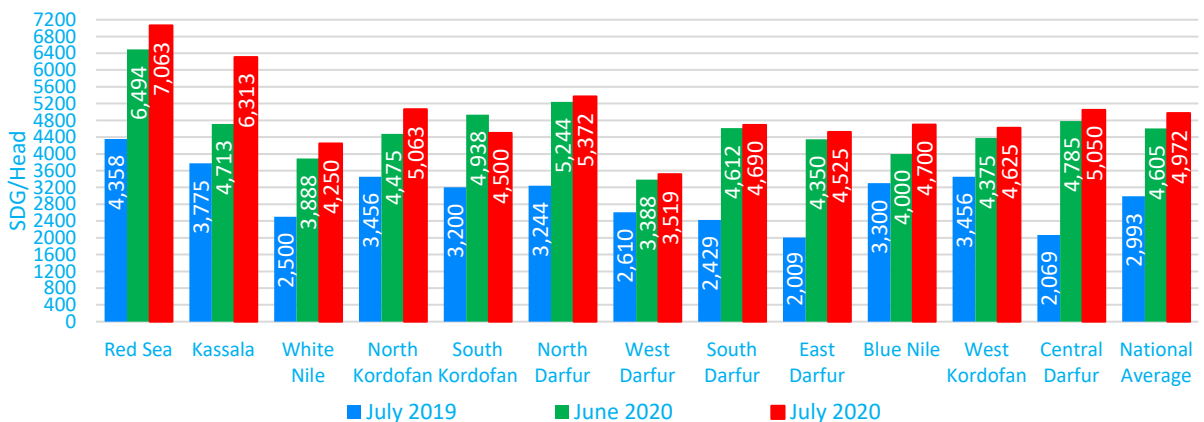
### National

The average price of goat was **4,972 Sudanese pound** per head, an increase of **8.0 percent** over the previous month. The average retail price of goat increased by **66 percent** compared to the same month in the previous year. It was higher by **354 percent** compared to the five-year average of July. The rise in the prices of goat is due to the high demand for Eid El-Adhaa, in addition to the high prices of animal feeds and other inputs, drugs, concentrates, etc. Goat prices are expected to rise gradually over the coming months (rainy season), as the result of improvement in the pasture condition and water supply.



### By States

#### Goat Prices, by State



In July, the retail prices for goat varied across the states, it increased in all states except South Kordofan state where it decreased by about 9 percent compared to the previous month. Goat prices sharply increased Kassala (**34 percent**), Blue Nile (**17 percent**), White Nile (**9.3 percent**) and Red Sea (**8.8 percent**), while it slightly increased in West Kordofan by (**5.7 percent**), Central Darfur (**5.5 percent**), East Darfur (**4.0 percent**), West Darfur (**3.9 percent**), North Darfur (**2.4 percent**) and South Darfur (**1.7 percent**).

Goat prices increased by **34 to 144 percent** in all states compared to the same month in the previous year. It also increased by **207 to 548 percent** in all states compared to the five years average of July.

JULY 2020



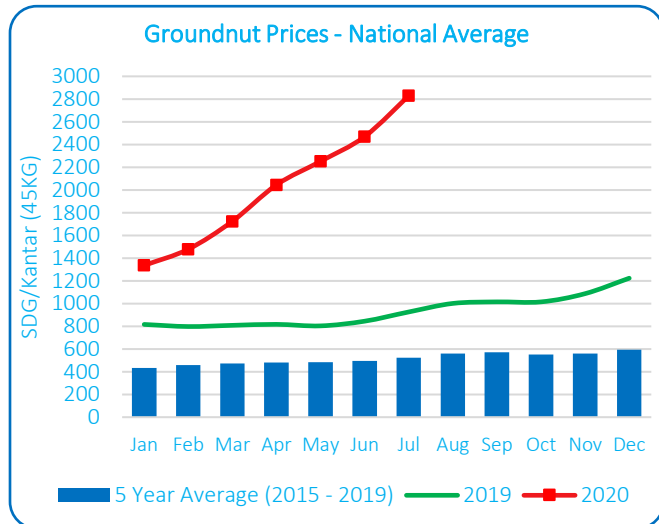
## Groundnuts

### National

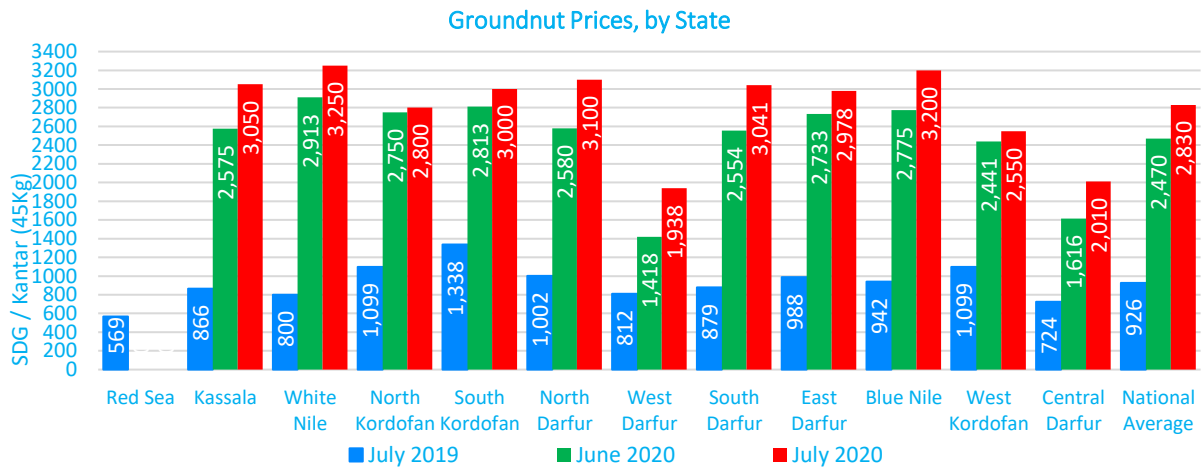
The average price of groundnut was **2,830 Sudanese pound** per Kantar, which is an increase by **15.6 percent** compared to the previous month. This sharp increase in the price of groundnut is mainly attributed to the consumption of most of previous season production and the increase in demand from local vegetable oil factories as the deterioration of the value of Sudanese pound makes importing oils and its raw inputs from the abroad very expensive. This is clearly reflected in the tremendous increase in the price of vegetable oils during the past months.

The national average price of groundnut was higher by **206 percent** compared to the same month of the previous year.

The national average price of groundnut was higher by **440 percent** compared to the five-years average of July.



### By States



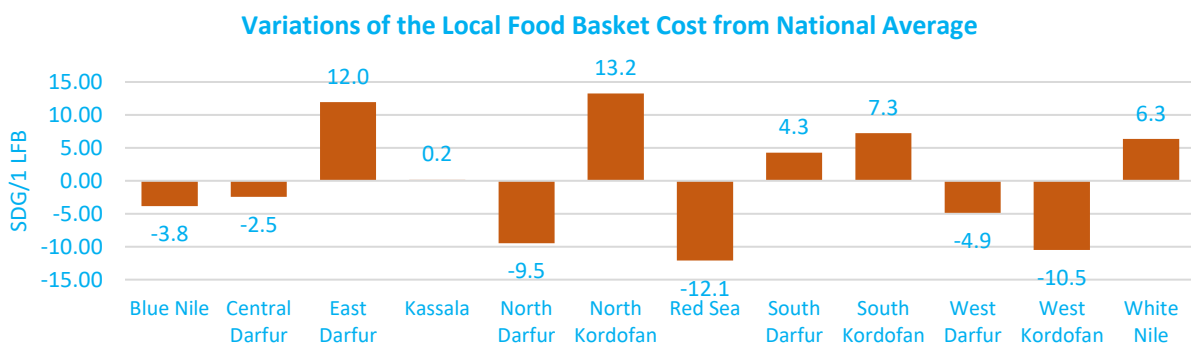
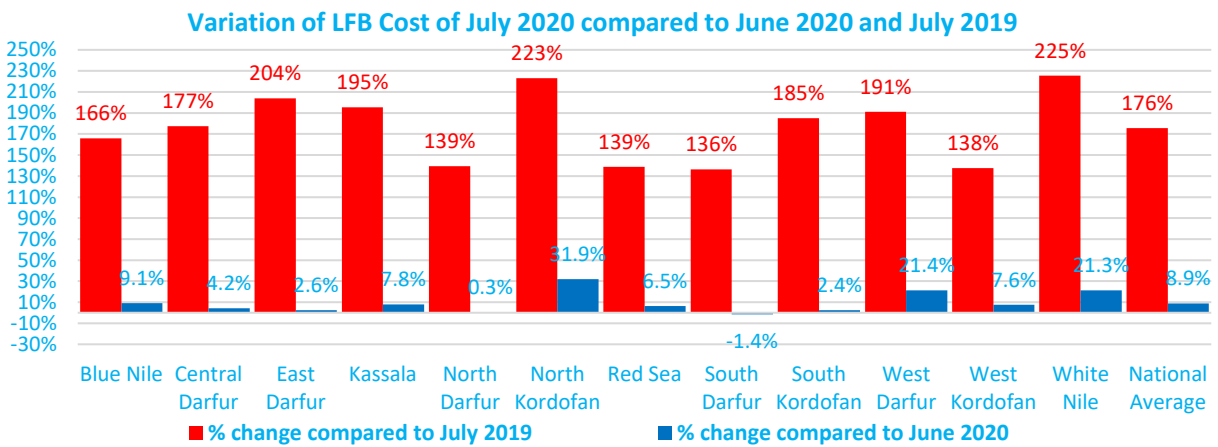
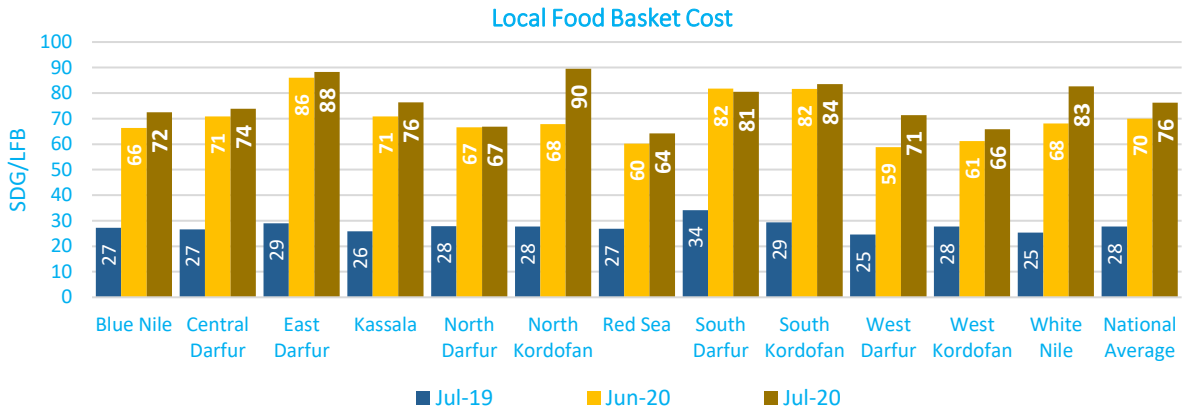
In July, the groundnut prices were increased in all states compared to the previous month. It sharply increased in West Darfur (**36.7 percent**), Central Darfur (**24.4 percent**), North Darfur (**20.2 percent**), South Darfur (**19.0 percent**), Kassala (**18.4 percent**), Blue Nile (**15.3 percent**), White Nile (**11.6 percent**), East Darfur (**9.0 percent**); while it slightly increased in South Kordofan (**6.7 percent**), West Kordofan (**4.5 percent**) and North Kordofan (**1.5 percent**).

During July, the groundnut prices increased by **124 to 306 percent** in all states compared to the same month of the previous year. Groundnut prices have shown hike of **282 to 529 percent** compared to the average prices for the past 5 years of July.

JULY 2020

## Local Food Basket (LFB) Cost

- In July 2020, the average cost of local food basket reached **76** Sudanese pounds, which is an increase by **8.8 percent** compared to the previous month. It is an increase by **192 percent** compared to the same month of the previous year.
- In July, the highest cost of local food basket was recorded in Red Sea (**SDG 90**) followed by East Darfur (**SDG 88**) while the lowest cost recorded in South Darfur (**SDG 64**).

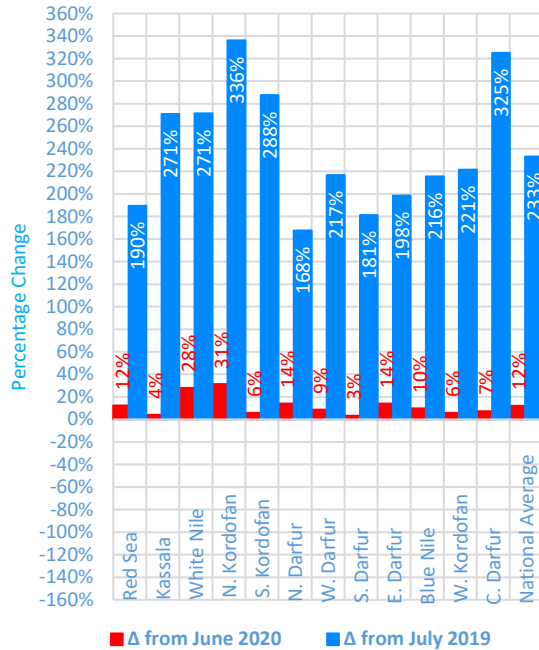


JULY 2020

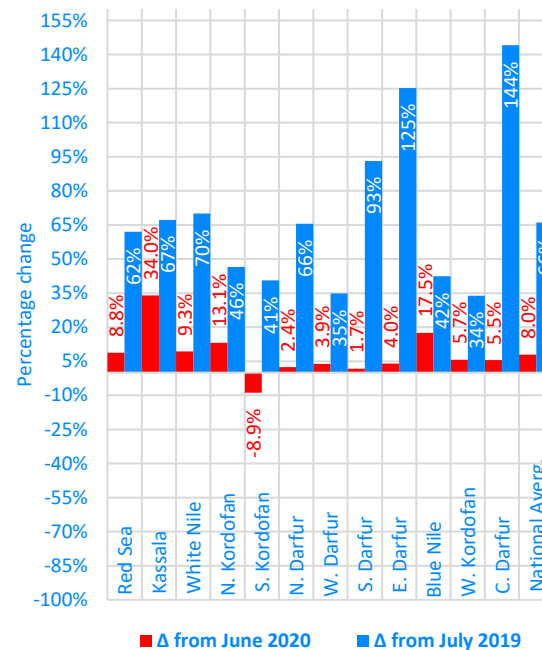
Annex 1:

The Percentage Change of Sorghum, Goat and Groundnut Prices Compared to the June 2020 & July 2019

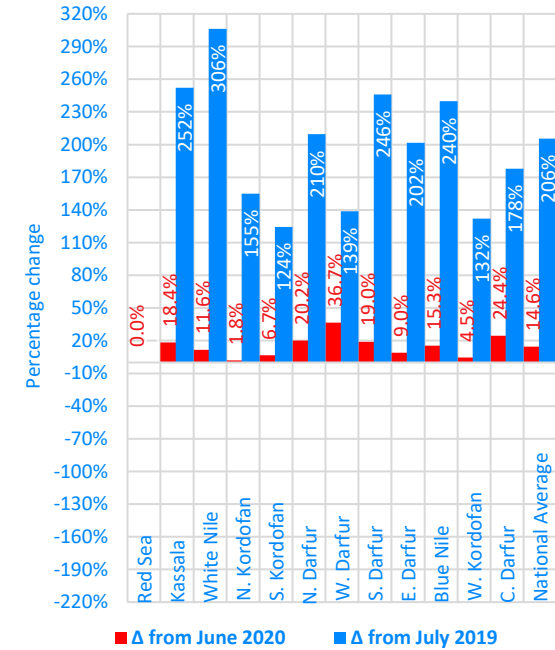
Variation of Sorghum Prices, by states



Variation of Goat Prices, by states



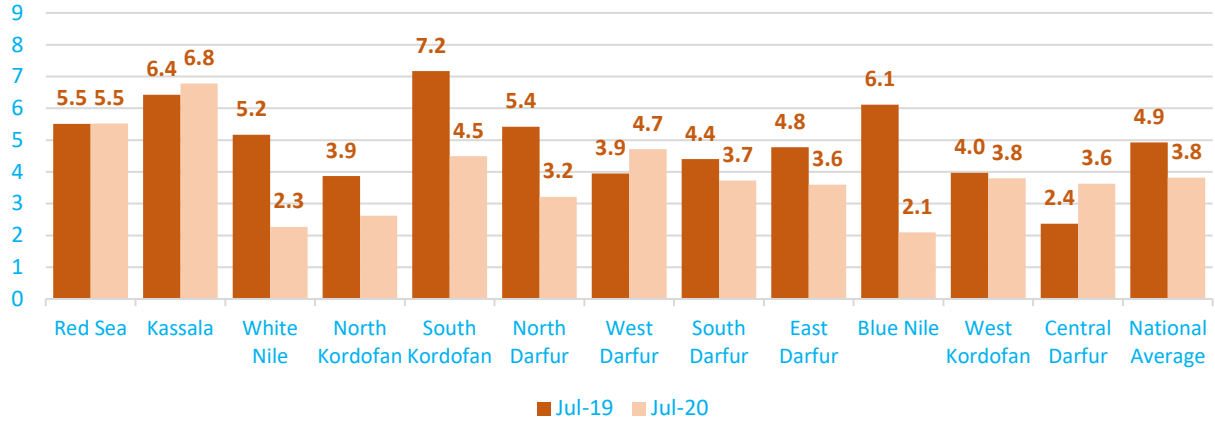
Variation of Groundnut Prices, by states



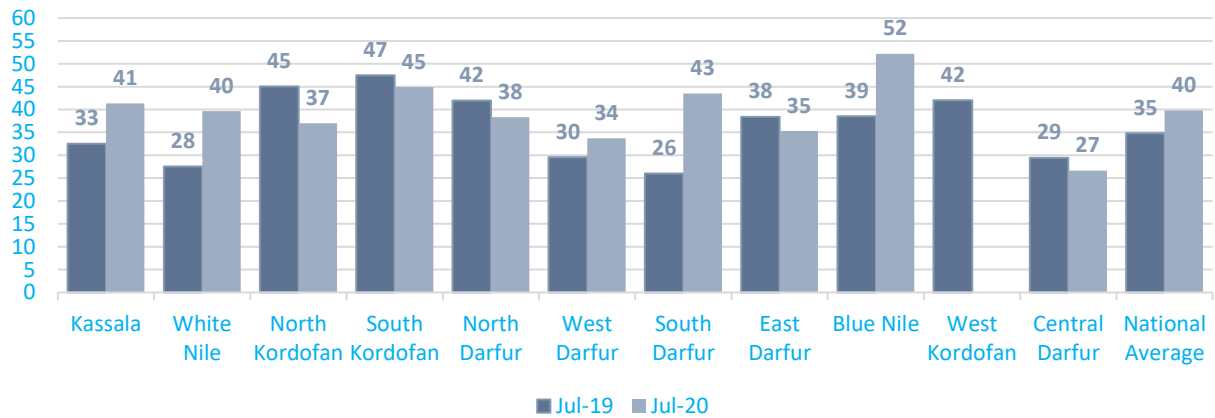
Annex 2:

Terms of Trade

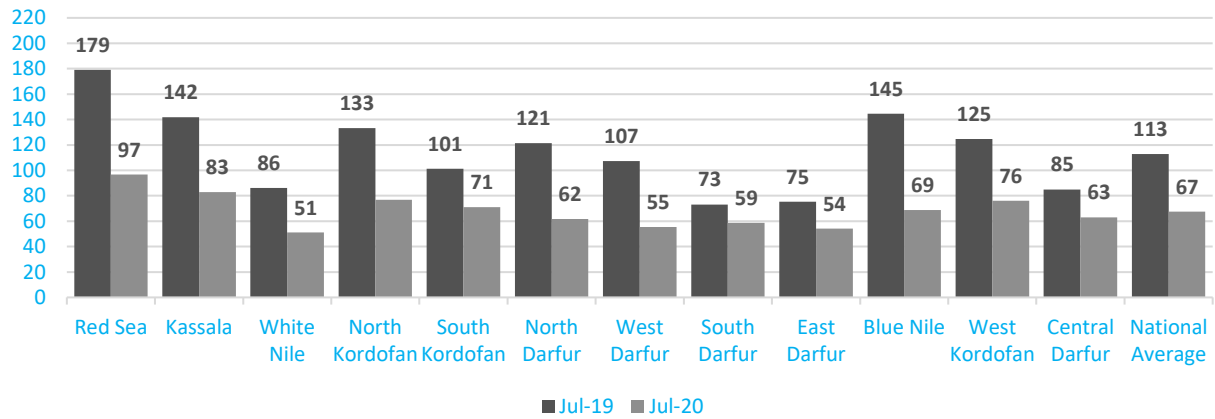
Daily casual labor wage (non-agriculture) versus VAM LFB



Groundnut (one sack of 45Kg) versus VAM LFB



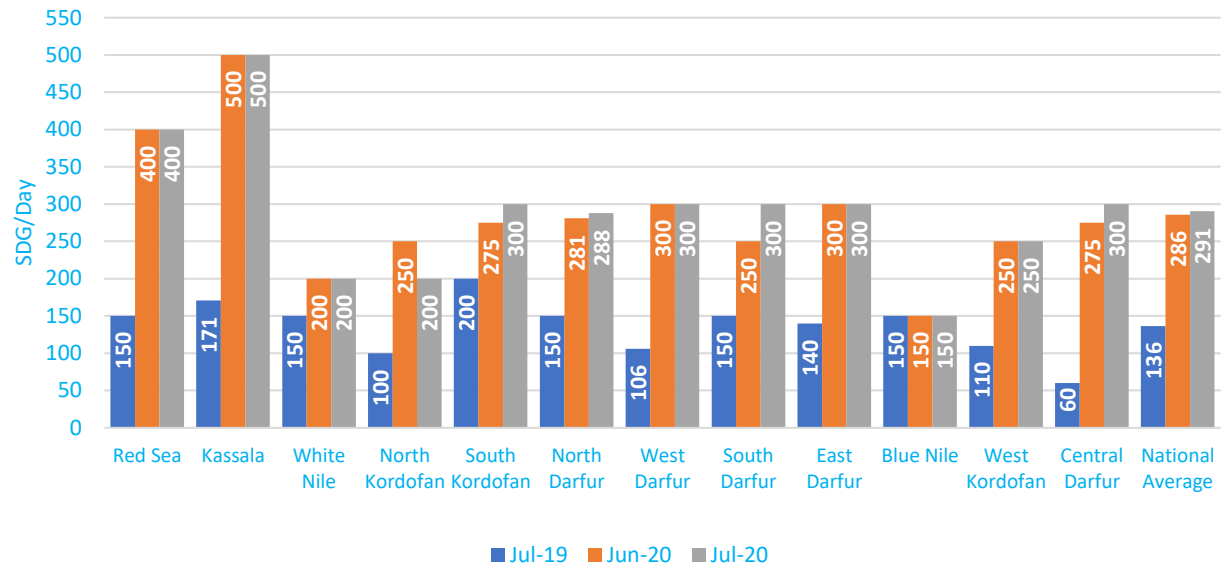
Goat (one medium size) versus VAM LFB



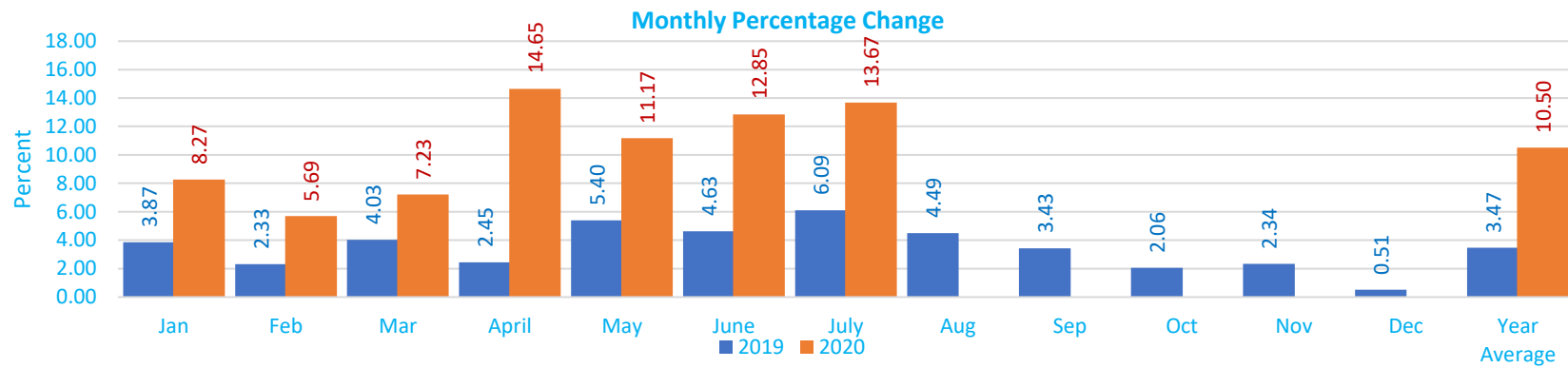


Annex 3:

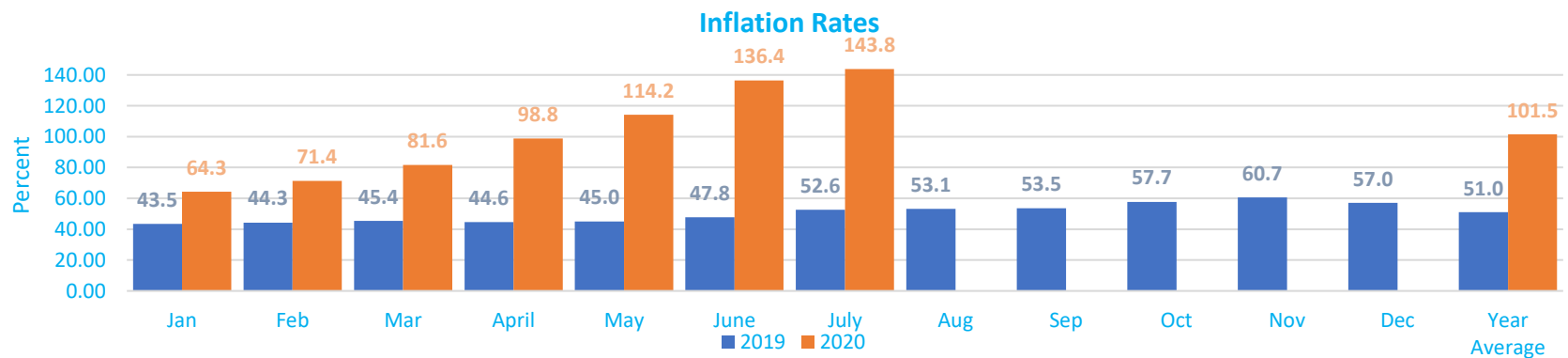
Casual-Labor Daily Wage (SDG/Day)



**Annex 4: Sudan Inflation Rate - Consumer Price Index (CPI)<sup>2</sup>: (Source: SUDAN CENTRAL BUREAU OF STATISTICS)**



The monthly percentage change of **Consumer Price Index**: In July 2020, the amount that consumer paid for a basket of goods and services increased by 13.67 percent compared to what he paid for the same basket in June 2020.

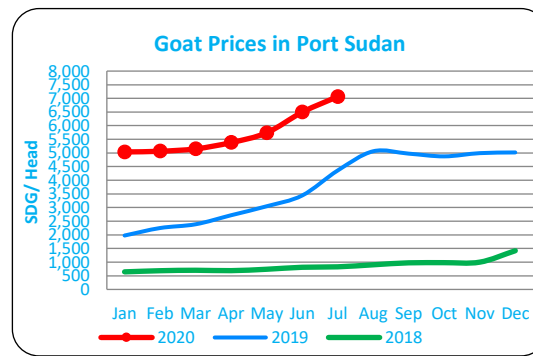
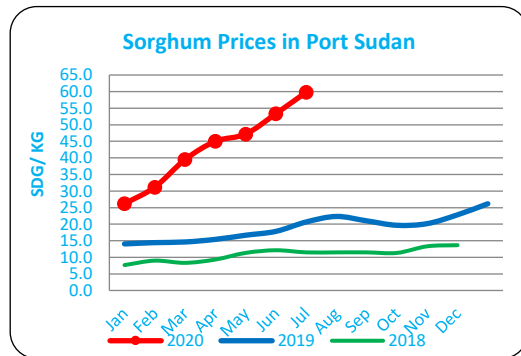


**Inflation Rate:** In July 2020, the amount that consumer paid for a basket of goods and services increased by 143.8 percent compared to what he paid for the same basket in July 2019.

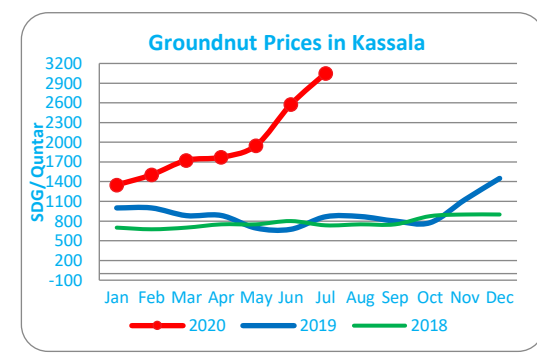
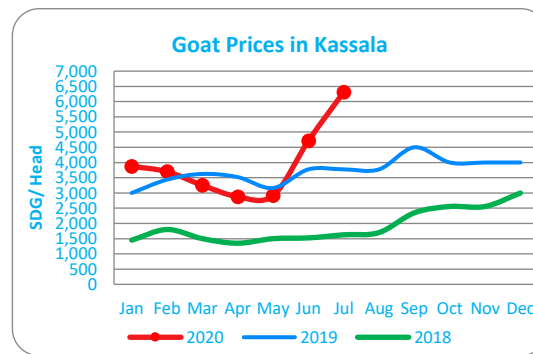
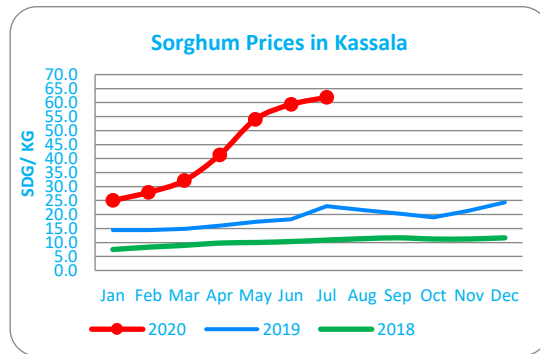
<sup>2</sup> *Consumer Price Index (CPI): The Consumer Price Index measures the average change in prices over time that consumers pay for a basket of goods and services.*

## Annex 5: Sorghum, Goat and Groundnut Price Trends by States

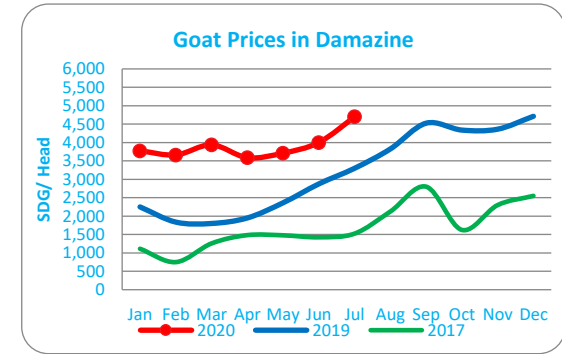
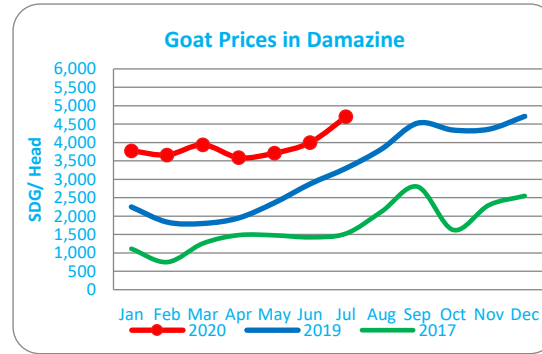
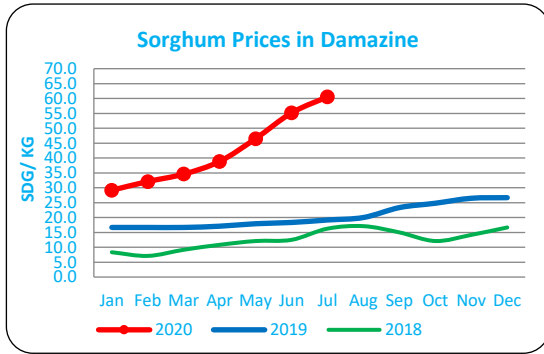
### Red Sea



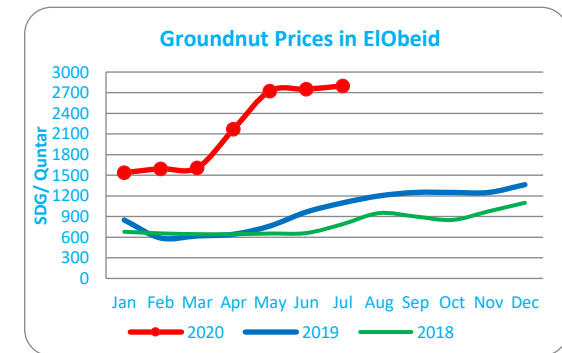
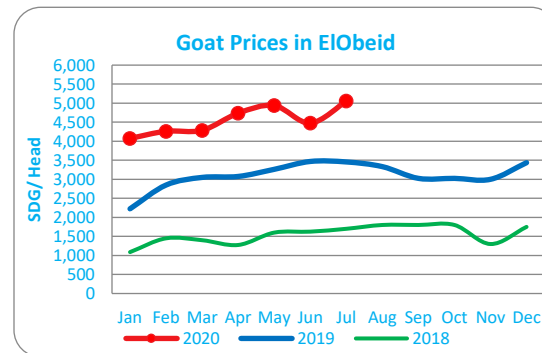
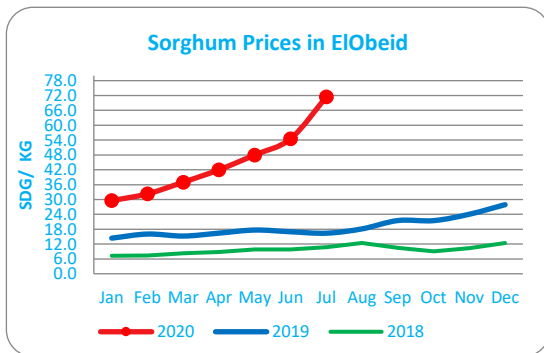
### Kassala



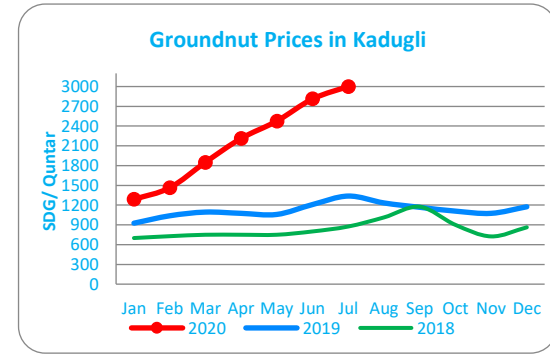
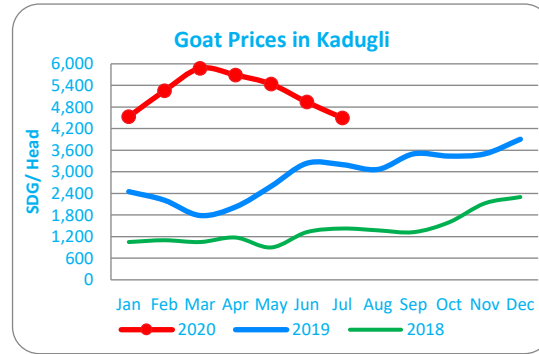
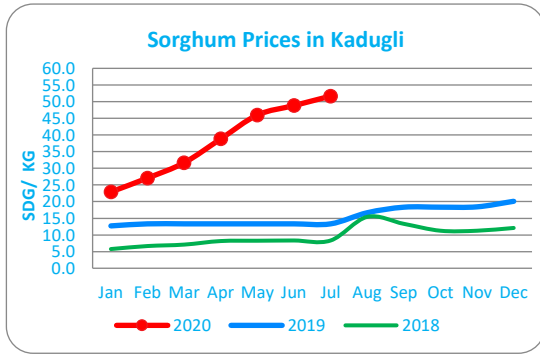
### Blue Nile



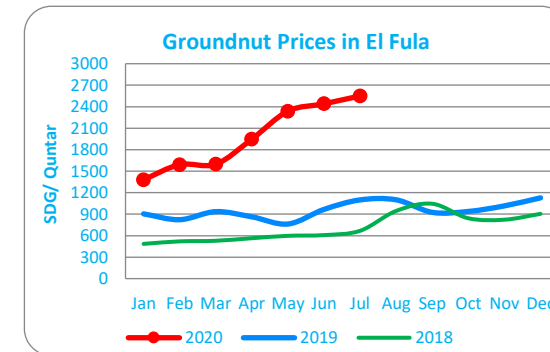
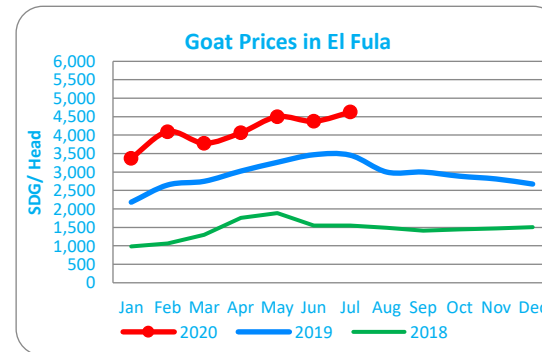
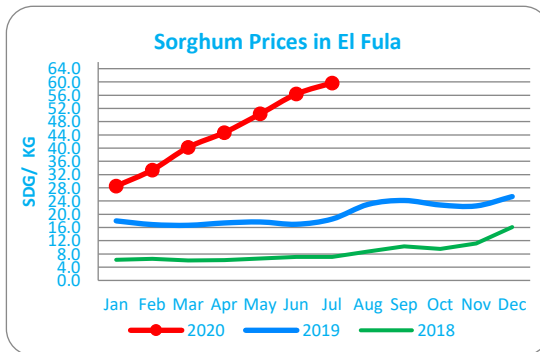
### North Kordofan



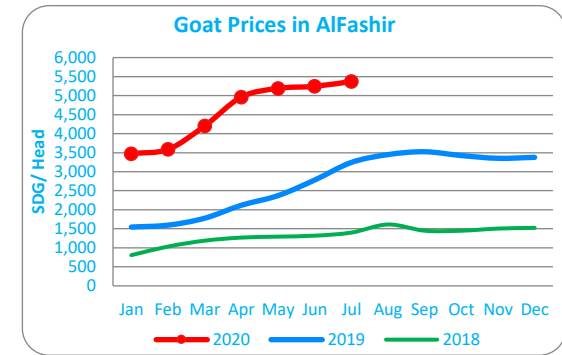
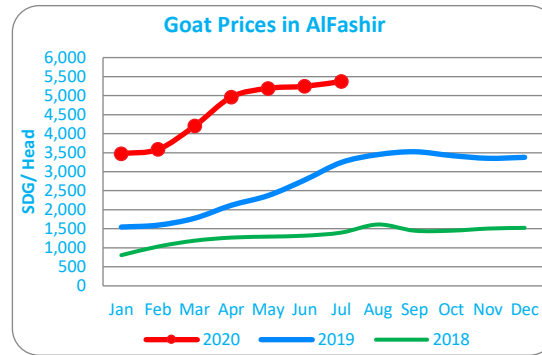
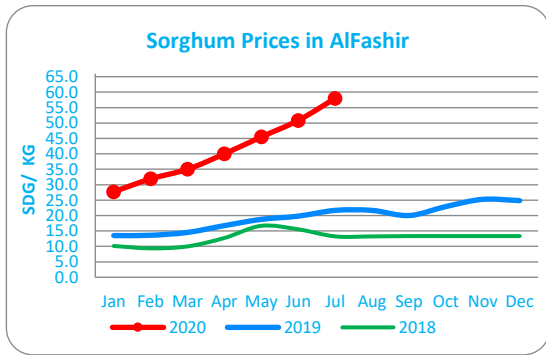
### South Kordofan



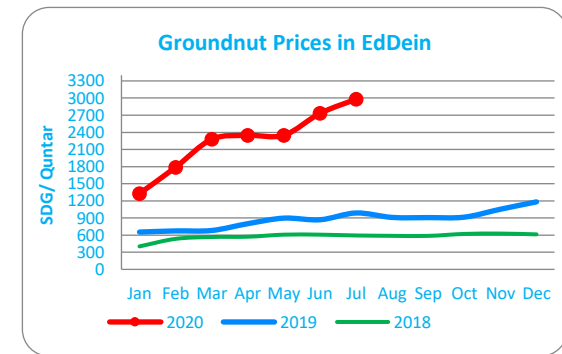
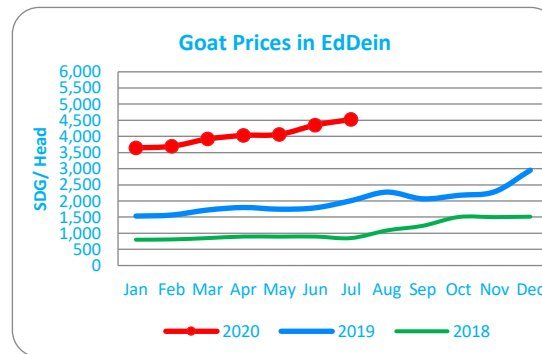
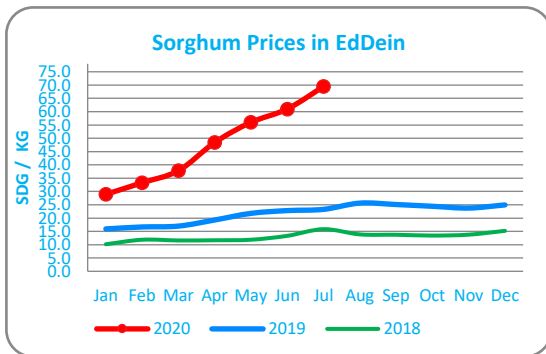
### West Kordofan



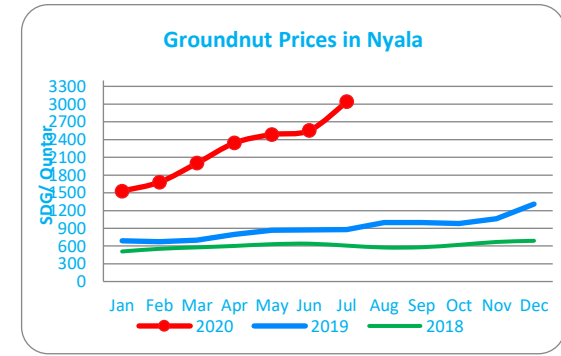
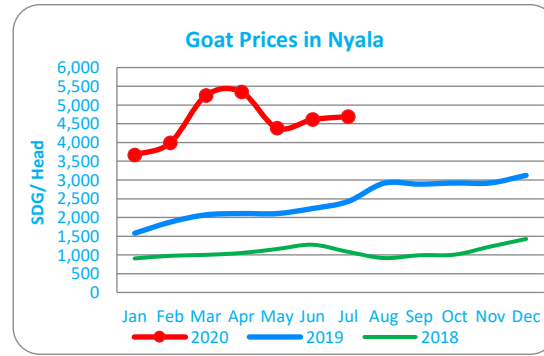
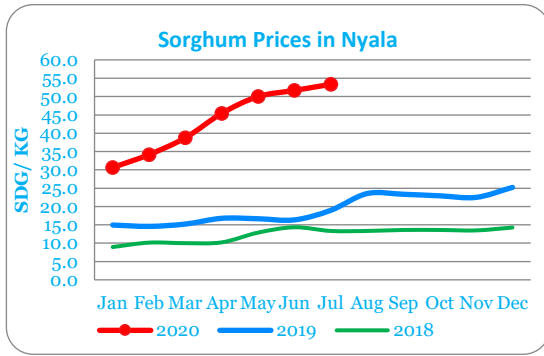
### North Darfur



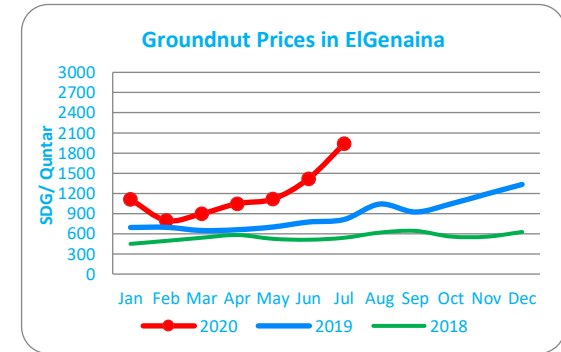
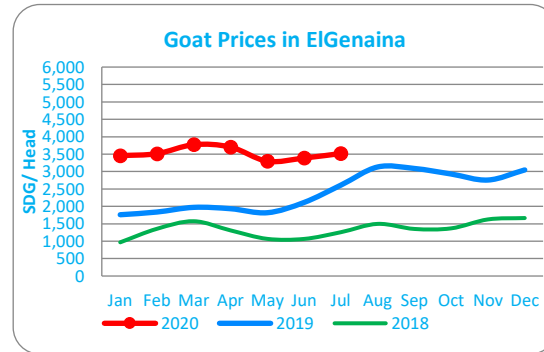
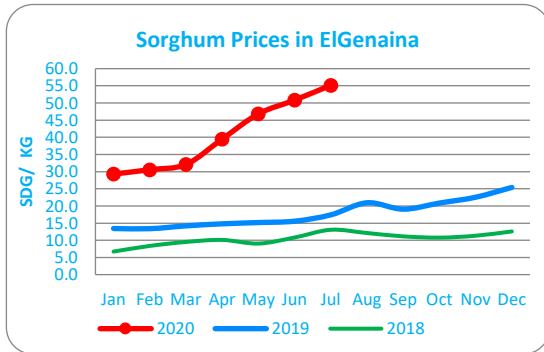
### East Darfur



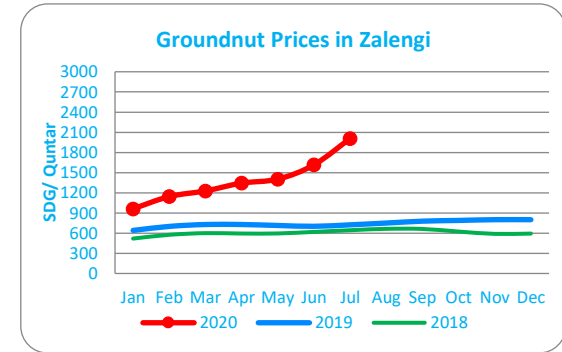
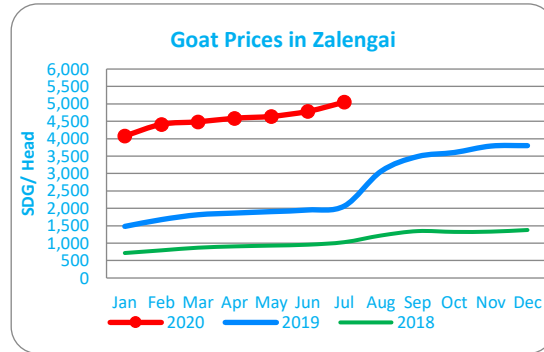
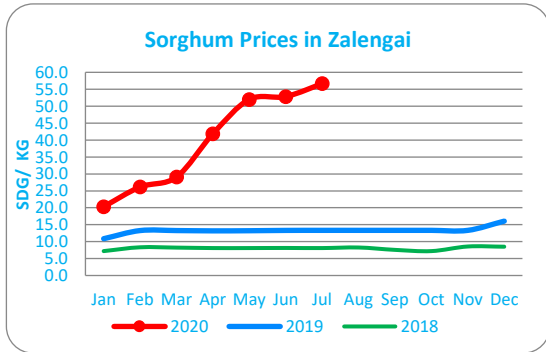
### South Darfur



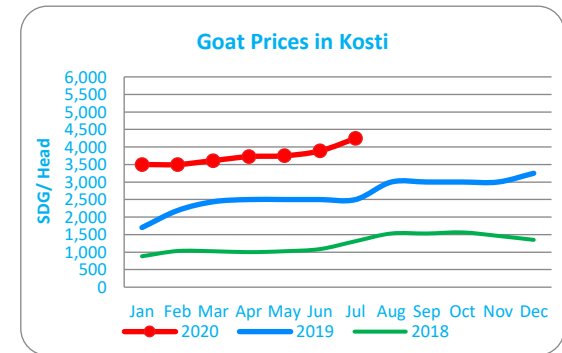
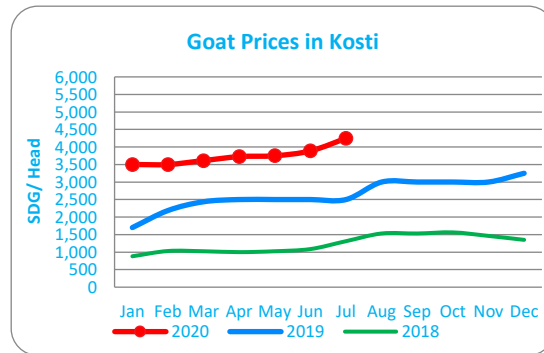
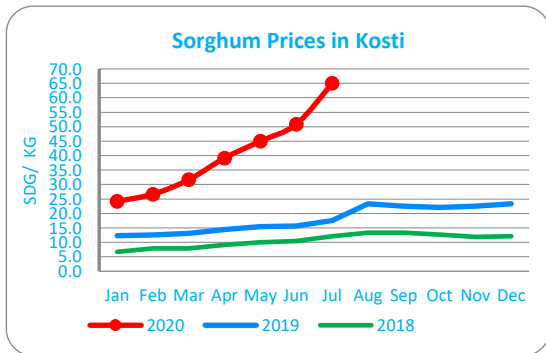
### West Darfur



### Central Darfur



### White Nile





## National Average Prices

