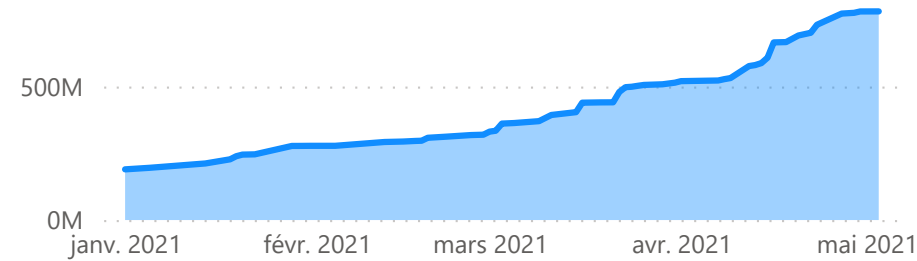
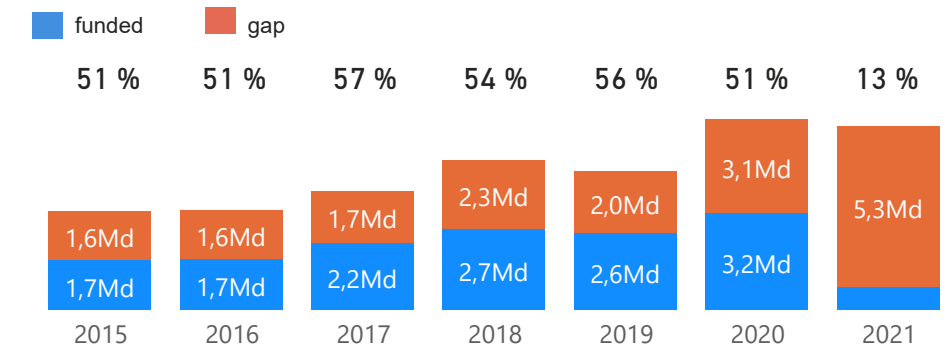


Funding progress in 2021



Funding trend 2015 - 2021



By cluster (in million US dollar)

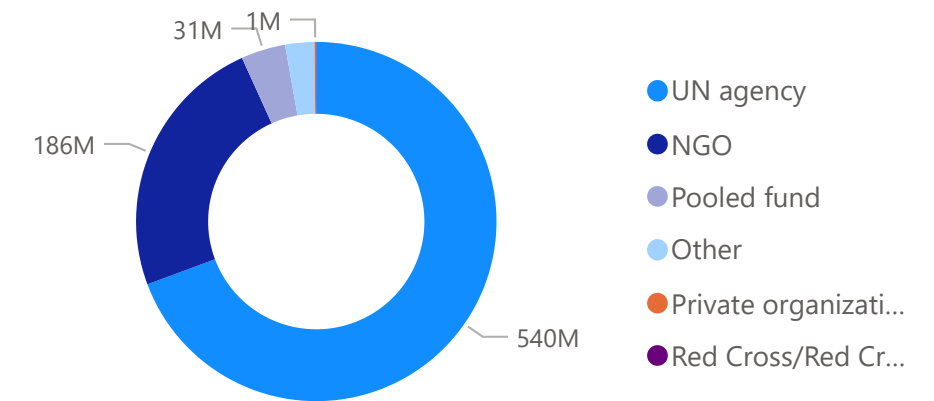
Cluster	Requirement	Funding
Food Security	2179M	224M
Nutrition	743M	40M
Refugees	640M	8M
Protection	536M	33M
WASH	453M	8M
Health	442M	42M
Shelter	408M	10M
Education	317M	8M
Logistics	151M	41M
Coordination	124M	13M
Early Recovery	73M	1M
CCCM	39M	0M
Telecoms	3M	0M
Not specified	0M	269M
Multi-Sector	0M	82M
Cash	0M	1M

By country / category (in million US dollar)

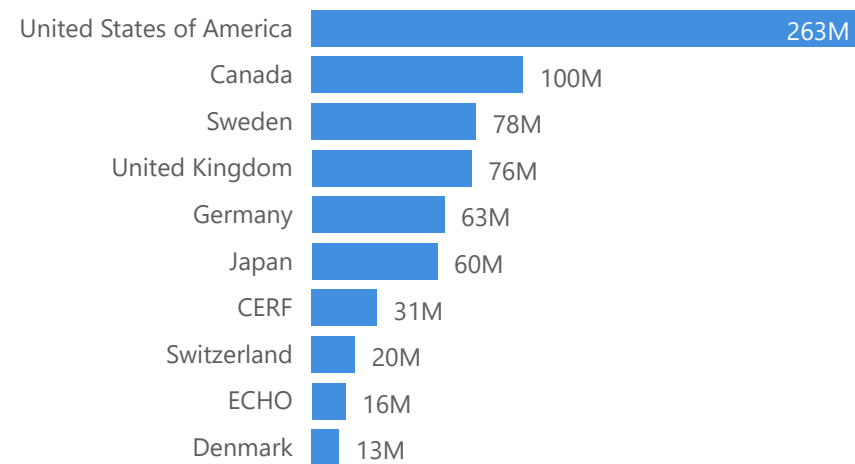
Tout

Country	Requirement	Funding	Unmet	% Funded
Burkina Faso	608M	67M	541M	11 %
Cameroon	362M	62M	300M	17 %
CAR	445M	125M	320M	28 %
Chad	618M	46M	571M	7 %
DRC	1984M	209M	1775M	11 %
Mali	563M	78M	485M	14 %
Niger	523M	38M	485M	7 %
Nigeria	1006M	154M	852M	15 %
Total	6109M	779M	5330M	13 %

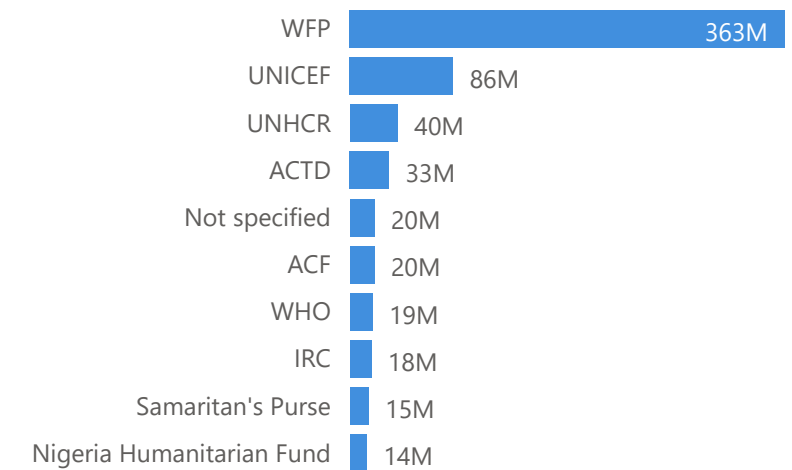
By recipient organization type (in million US dollar)



Top 10 donors (in million US dollar)



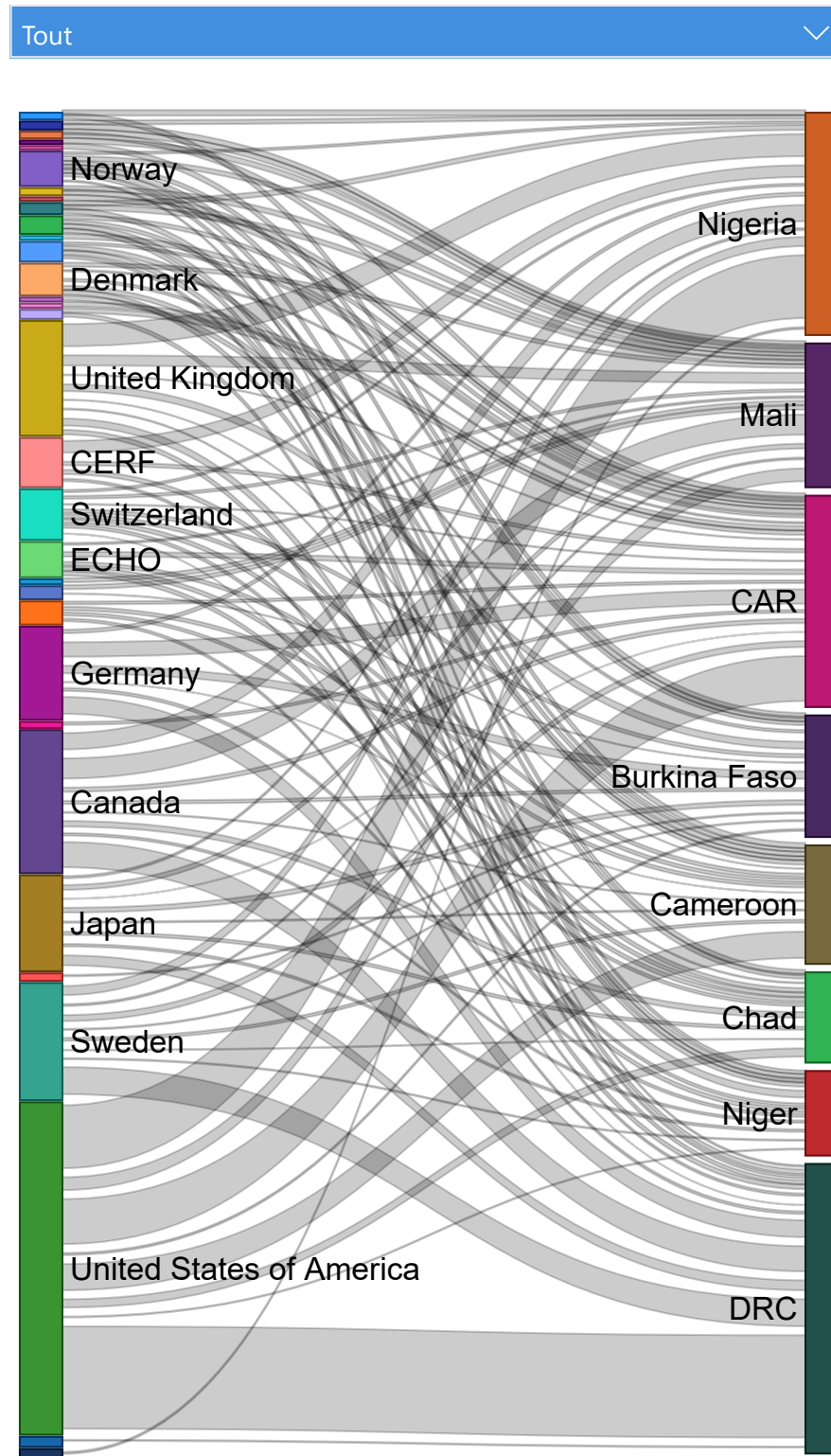
Top 10 recipient organizations (in million US dollar)



Funding by donors (in million US dollar)

Donor	Contribution
United States of America	263,39M
Canada	100,31M
Sweden	77,94M
United Kingdom	75,87M
Germany	63,00M
Japan	59,65M
CERF	31,00M
Switzerland	20,49M
ECHO	16,03M
Denmark	12,96M
Norway	9,62M
African Development Bank	8,44M
UNDP	6,55M
Netherlands	5,70M
Italy	5,51M
Ireland	5,48M
France	3,69M
Belgium	3,56M
Central African Republic Humanitarian Fund	2,33M
Finland	2,05M
Austria	1,22M
Private (individuals & organizations)	1,16M
Korea, Republic of	0,98M
UNICEF's Fund	0,64M
French Red Cross	0,58M
Luxembourg	0,36M
Jersey Overseas Aid	0,35M
UNICEF NC/Germany	0,17M
UNICEF NC/Spain	0,07M
UNICEF National Committee/Japan	0,05M
Total	779,22M

Funding from donors to Countries (in million US dollar)



Funding by recipients (in million US dollar)

