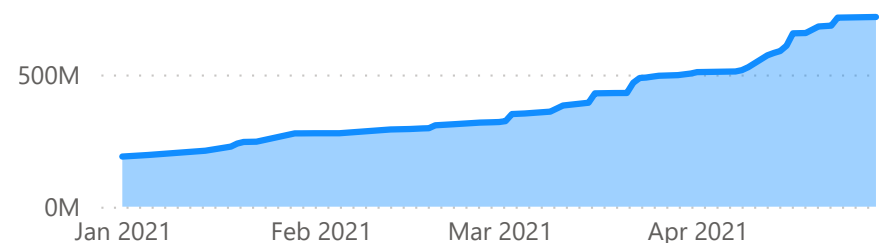
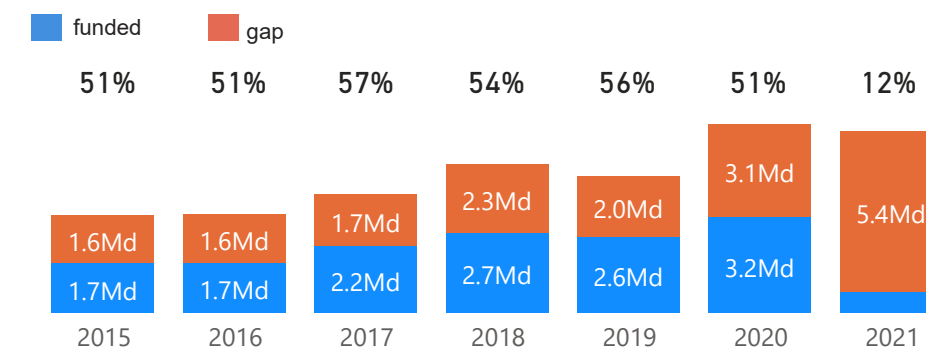


Funding progress in 2021



Funding trend 2015 - 2021



By cluster (in million US dollar)

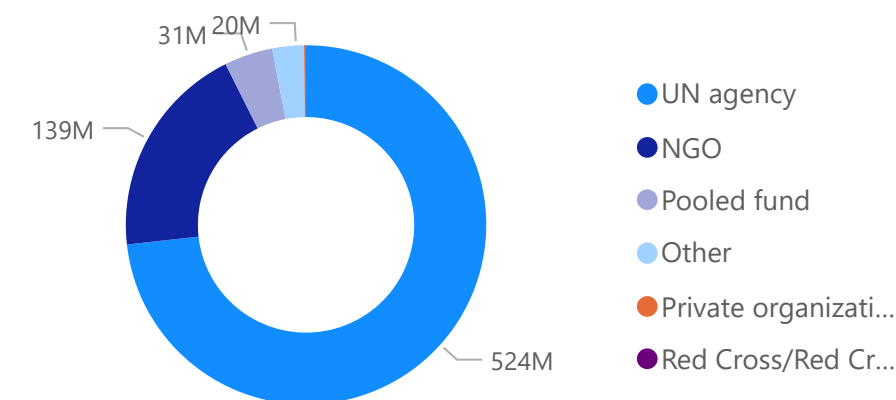
Cluster	Requirement	Funding
Food Security	2179M	223M
Nutrition	743M	39M
Refugees	640M	8M
Protection	536M	32M
WASH	453M	3M
Health	442M	41M
Shelter	408M	10M
Education	317M	8M
Logistics	151M	41M
Coordination	124M	13M
Early Recovery	73M	1M
CCCM	39M	0M
Telecoms	3M	
Not specified		244M
Multi-Sector		50M
Cash		1M

By country / category (in million US dollar)

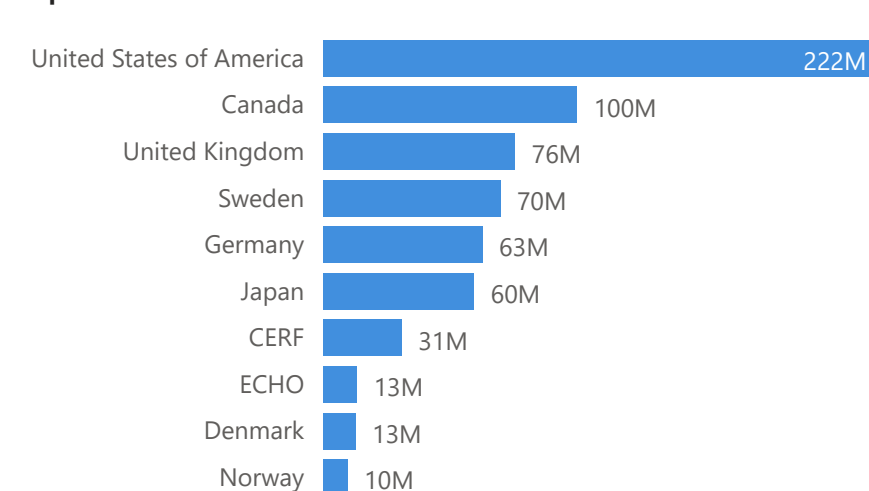
Tout

Country	Requirement	Funding	Unmet	% Funded
Burkina Faso	608M	65M	542M	11%
Cameroon	362M	60M	302M	16%
CAR	445M	120M	325M	27%
Chad	618M	44M	574M	7%
DRC	1984M	165M	1819M	8%
Mali	563M	74M	490M	13%
Niger	523M	36M	487M	7%
Nigeria	1006M	151M	855M	15%
<b>Total</b>	<b>6109M</b>	<b>715M</b>	<b>5394M</b>	<b>12%</b>

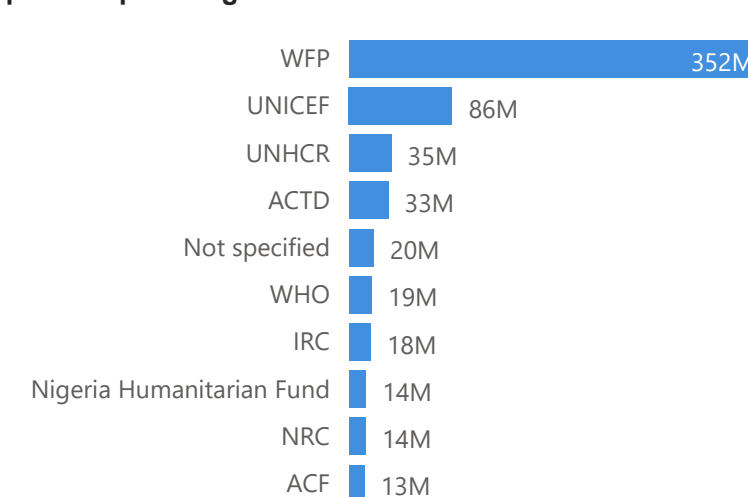
By recipient organization type (in million US dollar)



Top 10 donors (in million US dollar)



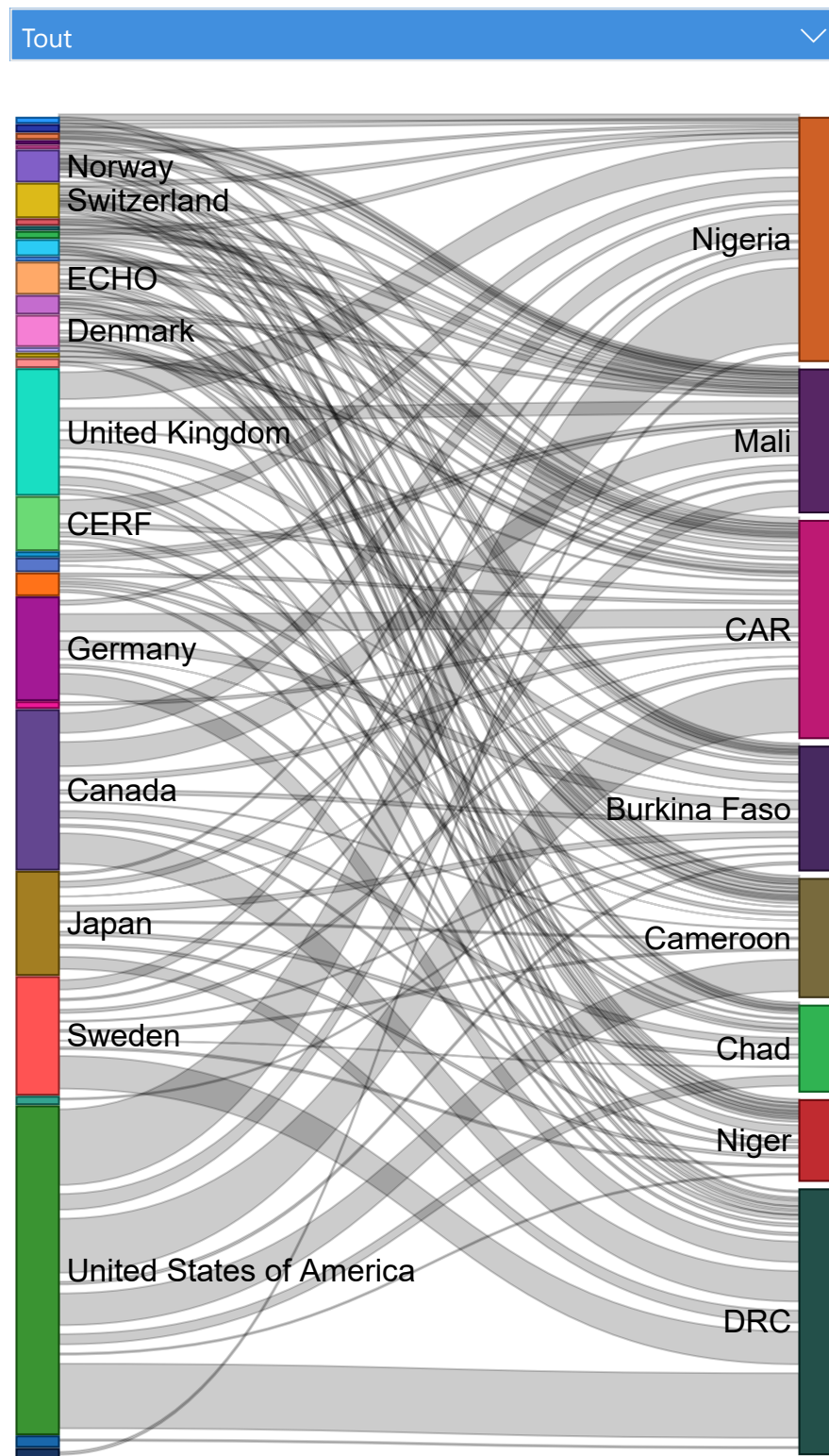
Top 10 recipient organizations (in million US dollar)



### Funding by donors (in million US dollar)

Donor	Contribution
United States of America	221.52M
Canada	100.31M
United Kingdom	75.87M
Sweden	70.04M
Germany	63.00M
Japan	59.65M
CERF	31.00M
ECHO	13.33M
Denmark	12.71M
Norway	9.62M
Switzerland	9.52M
African Development Bank	8.44M
UNDP	6.55M
Netherlands	5.70M
Italy	5.51M
Ireland	5.48M
France	3.69M
Belgium	3.56M
Central African Republic Humanitarian Fund	2.33M
Finland	2.05M
Austria	1.22M
Private (individuals & organizations)	1.16M
Korea, Republic of	0.73M
UNICEF's Fund	0.64M
French Red Cross	0.58M
Luxembourg	0.36M
Jersey Overseas Aid	0.35M
UNICEF NC/Germany	0.17M
UNICEF NC/Spain	0.07M
UNICEF National Committee/Japan	0.05M
<b>Total</b>	<b>715.28M</b>

### Funding from donors to Countries (in million US dollar)



### Funding by recipients (in million US dollar)

524M

UN agency

139M

NGO

31M

Pooled fund

20M

Other

1M

Private organiza...

0M

Red Cross/Re...

Recipient	Org. type	Funds received
World Food Programme	UN agency	352.2M
United Nations Children's Fund	UN agency	86.0M
United Nations High Commissioner for Refugees	UN agency	35.2M
Agency for Technical Cooperation and Development	NGO	32.6M
UN agencies and NGOs (details not yet provided)	Other	20.4M
World Health Organization	UN agency	18.7M
International Rescue Committee	NGO	17.8M
Nigeria Humanitarian Fund	Pooled fund	14.1M
Norwegian Refugee Council	NGO	13.7M
United Nations Humanitarian Air Service	UN agency	9.7M
Office for the Coordination of Humanitarian Affairs	UN agency	8.4M
Plan International	NGO	8.3M
Democratic Republic of the Congo Humanitarian Fund	Pooled fund	8.3M
Food & Agriculture Organization of the United Nations	UN agency	7.6M
Action Against Hunger	NGO	6.4M
Central African Republic Humanitarian Fund	Pooled fund	6.4M
Action Contre la Faim	NGO	6.3M
<b>Total</b>		<b>715.3M</b>

