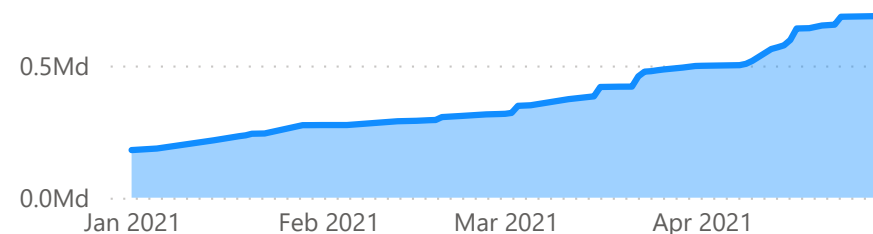
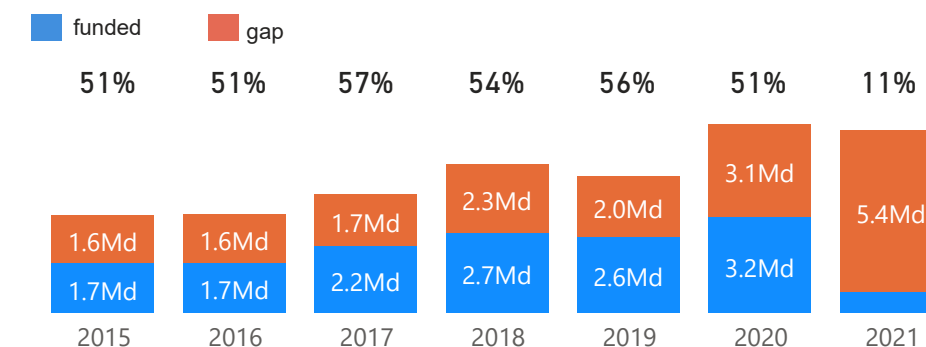


Funding progress in 2021



Funding trend 2015 - 2021



By cluster (in million US dollar)

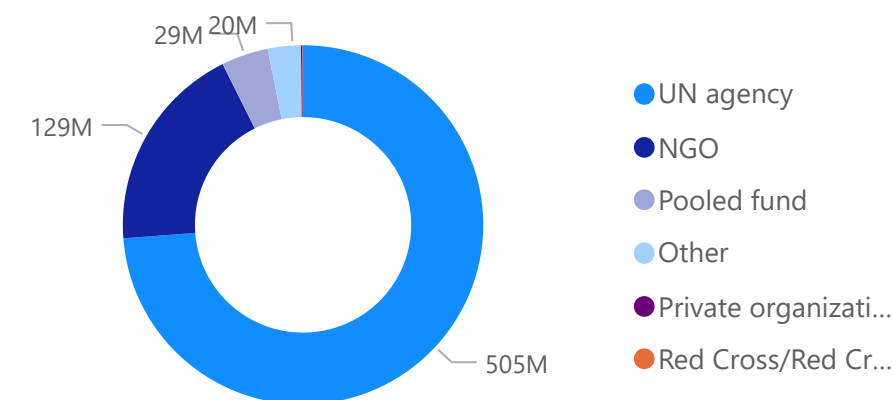
Cluster	Requirement	Funding
Food Security	2179M	212M
Nutrition	743M	39M
Refugees	640M	8M
Protection	536M	32M
WASH	453M	3M
Health	442M	41M
Shelter	408M	10M
Education	317M	8M
Logistics	151M	41M
Coordination	124M	10M
Early Recovery	73M	1M
CCCM	39M	0M
Telecoms	3M	
Not specified		227M
Multi-Sector		50M
Cash		1M

By country / category (in million US dollar)

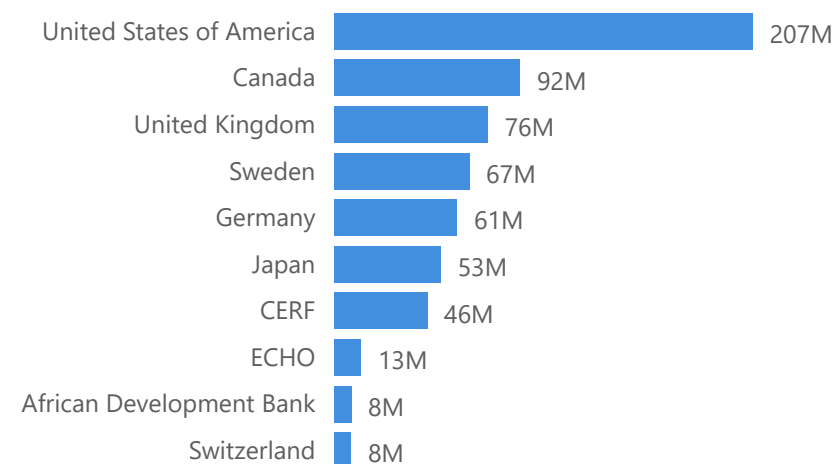
Tout

Country	Requirement	Funding	Unmet	% Funded
Burkina Faso	608M	52M	556M	9%
Cameroon	362M	59M	302M	16%
CAR	445M	120M	325M	27%
Chad	618M	44M	574M	7%
DRC	1984M	164M	1821M	8%
Mali	563M	59M	504M	11%
Niger	523M	20M	503M	4%
Nigeria	1006M	166M	840M	17%
Total	6109M	685M	5424M	11%

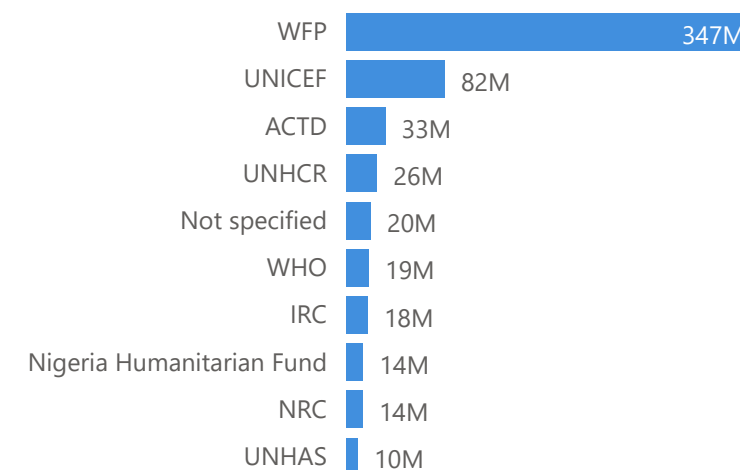
By recipient organization type (in million US dollar)



Top 10 donors (in million US dollar)



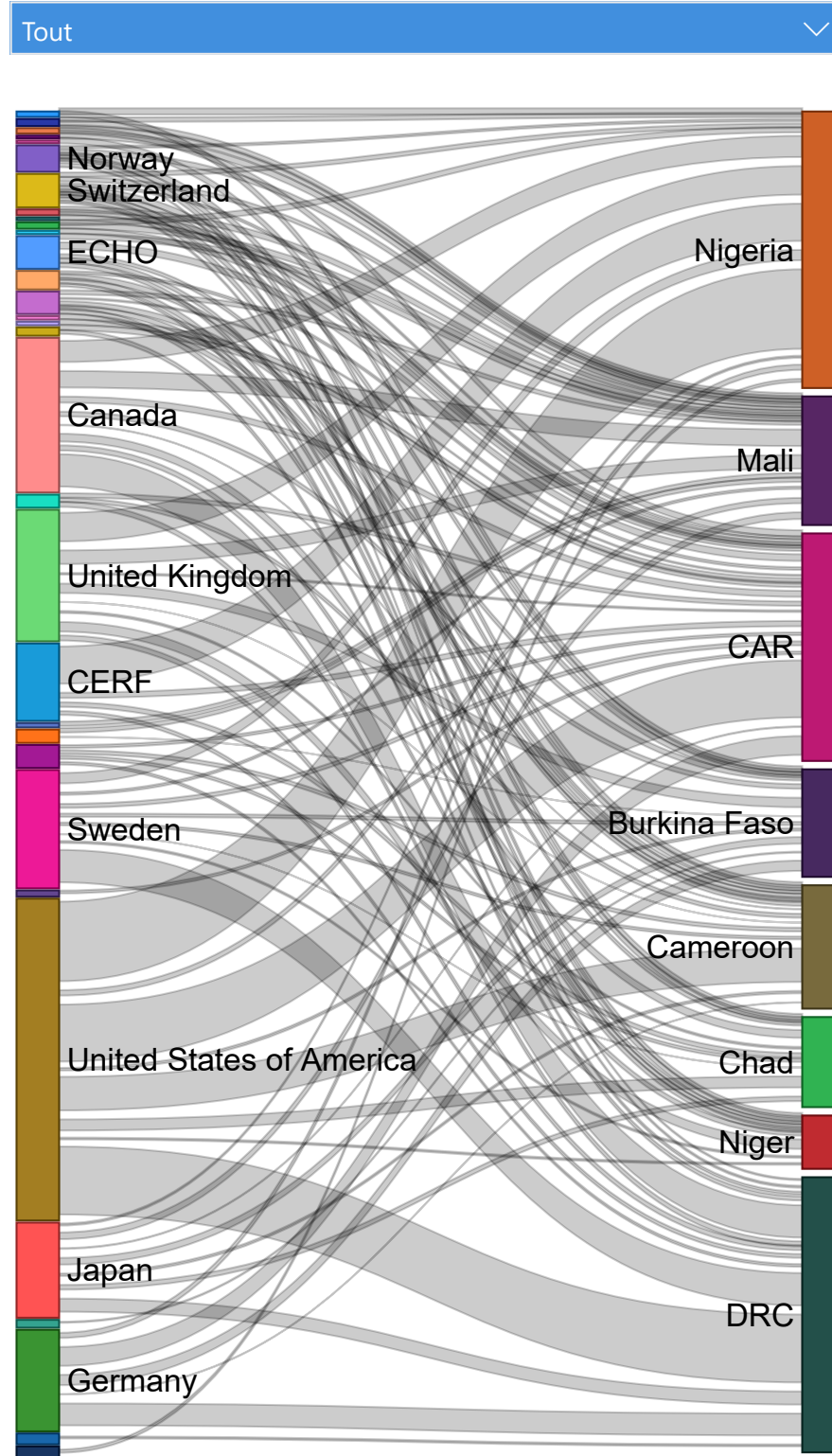
Top 10 recipient organizations (in million US dollar)



Funding by donors (in million US dollar)

Donor	Contribution
United States of America	206.87M
Canada	91.86M
United Kingdom	75.91M
Sweden	66.82M
Germany	60.75M
Japan	52.65M
CERF	46.00M
ECHO	13.33M
African Development Bank	8.44M
Switzerland	8.36M
Norway	7.28M
UNDP	6.55M
Denmark	6.27M
Netherlands	5.70M
Italy	5.51M
Ireland	5.48M
Belgium	3.56M
France	3.45M
Central African Republic Humanitarian Fund	2.33M
Finland	2.05M
Austria	1.22M
Private (individuals & organizations)	1.16M
Korea, Republic of	0.73M
UNICEF's Fund	0.64M
French Red Cross	0.58M
Luxembourg	0.36M
Jersey Overseas Aid	0.35M
UNICEF NC/Germany	0.17M
UNICEF NC/Spain	0.07M
UNICEF National Committee/Japan	0.05M
Total	684.59M

Funding from donors to Countries (in million US dollar)



Funding by recipients (in million US dollar)

