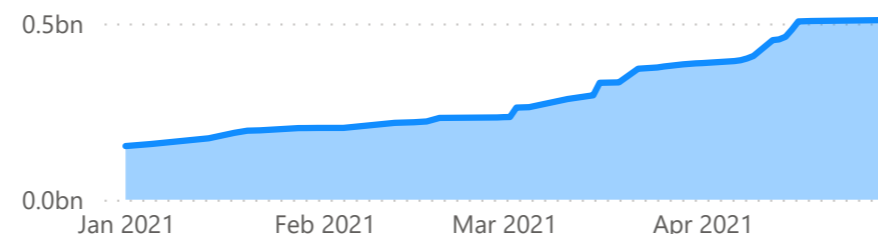
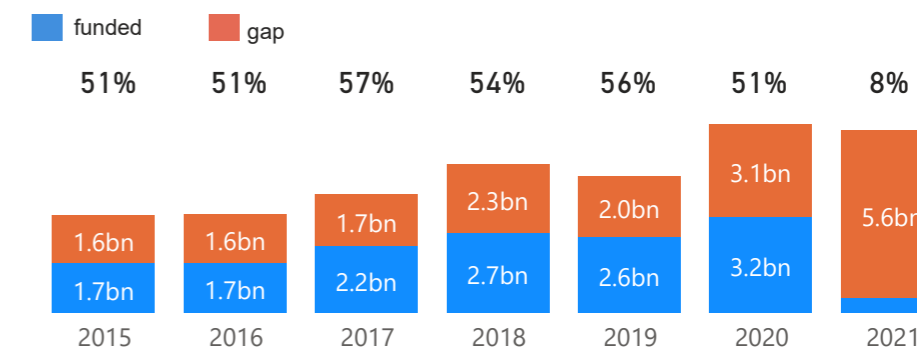


Funding progress in 2021



Funding trend 2015 - 2021



By cluster (in million US dollar)

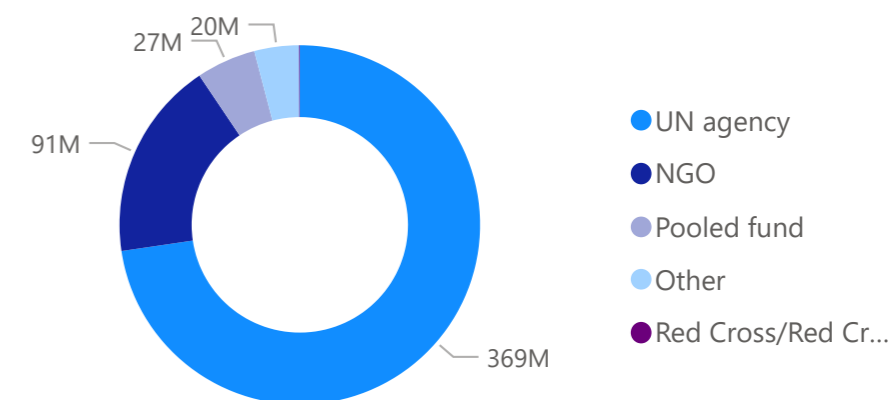
Cluster	Requirement	Funding
Food Security	2179M	141M
Nutrition	743M	22M
Refugees	640M	2M
Protection	536M	31M
WASH	453M	3M
Health	442M	39M
Shelter	408M	10M
Education	317M	4M
Logistics	151M	29M
Coordination	124M	9M
Early Recovery	73M	1M
CCCM	39M	0M
Telecoms	3M	0M
Not specified	0M	162M
Multi-Sector	0M	50M
Cash	0M	1M

By country / category (in million US dollar)

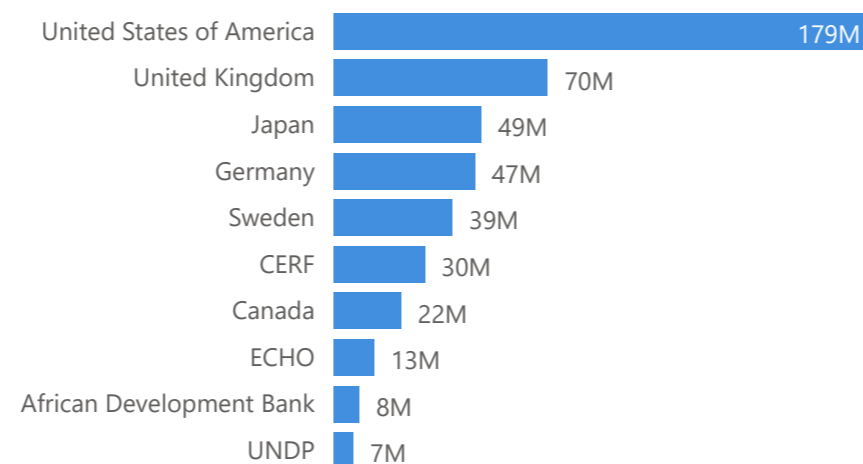
All

Country	Requirement	Funding	Unmet	% Funded
Burkina Faso	608M	44M	564M	7%
Cameroon	362M	49M	313M	14%
CAR	445M	107M	338M	24%
Chad	618M	31M	586M	5%
DRC	1984M	80M	1904M	4%
Mali	563M	56M	507M	10%
Niger	523M	19M	504M	4%
Nigeria	1006M	122M	885M	12%
<b>Total</b>	<b>6109M</b>	<b>507M</b>	<b>5602M</b>	<b>8%</b>

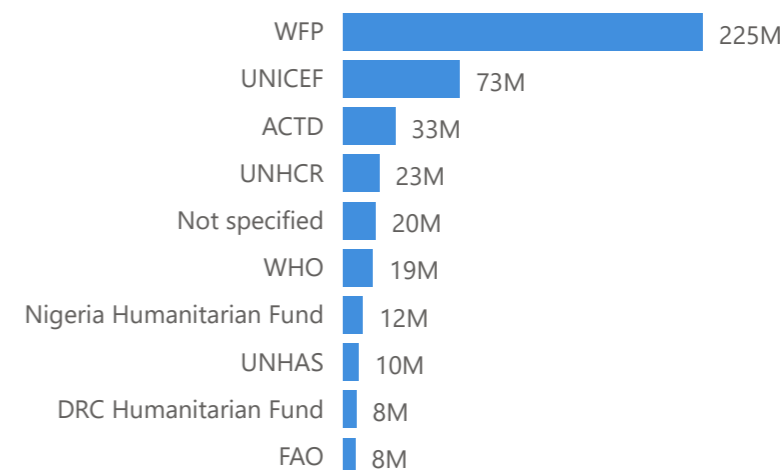
By recipient organization type (in million US dollar)



Top 10 donors (in million US dollar)



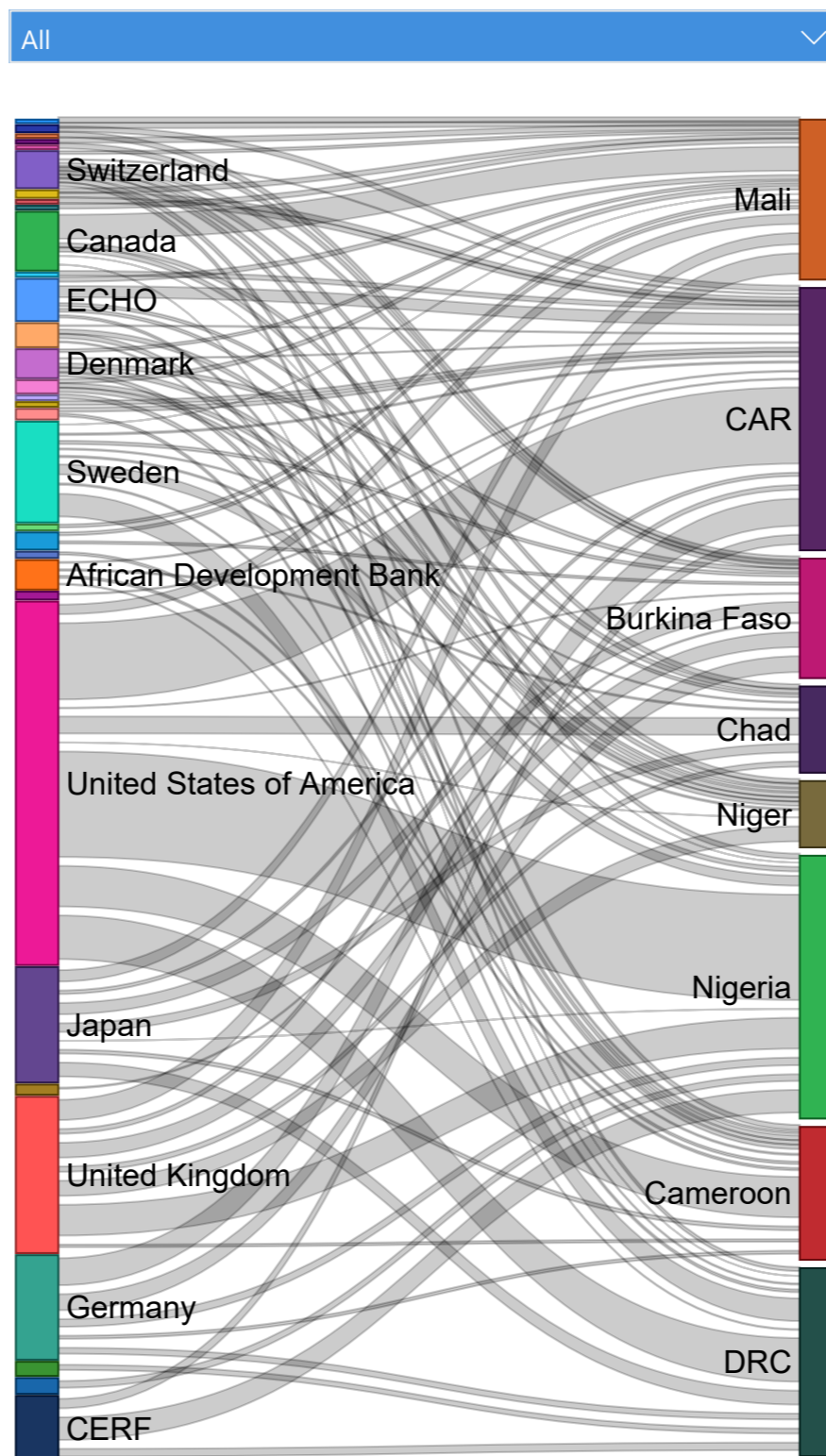
Top 10 recipient organizations (in million US dollar)



### Funding by donors (in million US dollar)

Donor	Contribution
United States of America	179.01M
United Kingdom	70.47M
Japan	48.65M
Germany	46.55M
Sweden	39.11M
CERF	30.00M
Canada	22.22M
ECHO	13.33M
African Development Bank	8.44M
UNDP	6.55M
Denmark	6.27M
Netherlands	5.70M
Italy	5.51M
Ireland	5.48M
Switzerland	5.12M
Belgium	3.56M
Central African Republic Humanitarian Fund	2.33M
Finland	2.05M
Norway	1.50M
France	1.48M
Austria	1.22M
UNICEF's Fund	0.64M
French Red Cross	0.58M
Luxembourg	0.36M
Jersey Overseas Aid	0.35M
Korea, Republic of	0.23M
UNICEF NC/Germany	0.17M
UNICEF NC/Spain	0.07M
UNICEF National Committee/Japan	0.05M
Luxembourg Red Cross	0.05M
<b>Total</b>	<b>507.07M</b>

### Funding from donors to Countries (in million US dollar)



### Funding by recipients (in million US dollar)

