

### Key Figures (June 2018)

Annual Target (HRP)	Total People Reached (June 2018)	Total People Reached (Year 2018)	No of Partners Responded
<b>1.5 Million</b>	<b>93,355</b>	<b>527,114</b>	<b>22</b>

### Highlights:



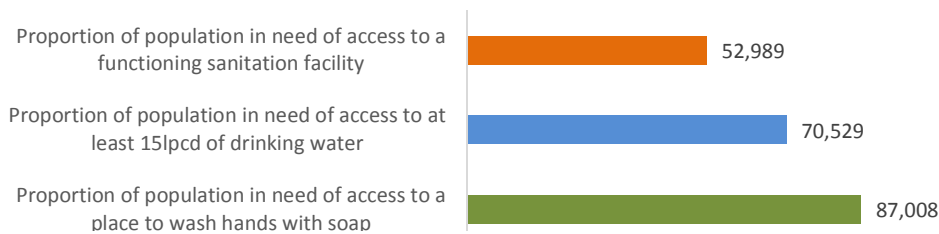
**Response:** With support from CHF, APA completed the hand pump project for conflict affected people in Dow Rahi village of Nad Ali district in Helmand province. The project supported with construction of 10 new wells, all equipped with hand pumps for easy operation. A total of 3,000 people from 450 families are benefiting from the support. APA also conducted hygiene promotion sessions and distributed hygiene kits to targeted families.

**Challenges/Issues:** In Herat province, water trucking has been initiated by UNICEF/PRRD 'as a first responder' and for the provision of water to the affected families. However, due to the growing needs of approximately 8,000 displaced families, there is a need to look for more partners to streamline the efforts to ensure the timely adequate humanitarian response to people who are in dire need of services, particularly water supply.

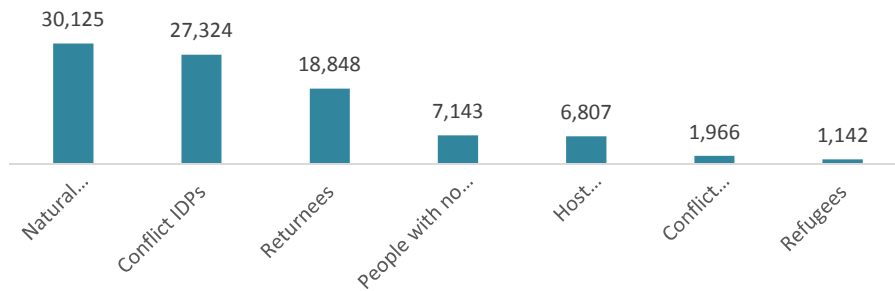
**Needs assessments:** Partners have identified as many as 4,035 conflict displaced and host families (28,244 people) in different districts of Takhar, Nangarhar and Badghis provinces during the month of June. Cluster is mobilizing prepositioned stockpiles to respond the urgent needs. Partners are also assessing the needs of drought affected families in the place of origin, initial findings suggests, more than 350,000 people in North, West and South are in urgent need of response by water tankering.

**Preparedness:** WASH Cluster is well placed with emergency stocks (25,572 hygiene kits and 13.5 Million Aqua tab) that can cover the needs of 179,000 people a period of month. The supplies needs to be mobilized in Herat to support the drought IDPs including the water storage tanks and hygiene kits.

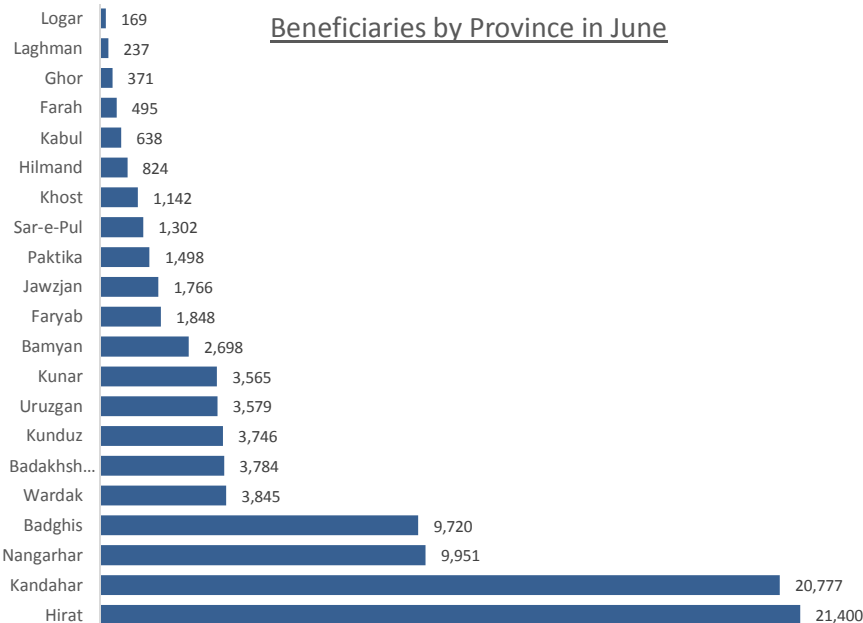
### Beneficiaries Reached with WASH in June



### Beneficiaries by Categories in June



### Beneficiaries by Province in June



Information presented on this dashboard reflects data reported by below partners in the ReportHub of WASH Cluster for 2018

