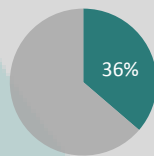


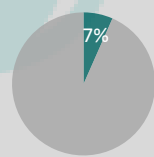
Water

Number people with access to improved water



2.3 M **834,551**

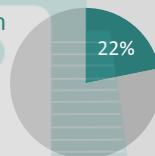
Number of people enabled to practice safe water at the household level



1.2 M **79,286**

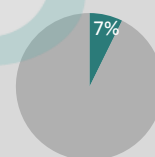
Sanitation

Number of people with access to improved sanitation facilities



1.1 M **240,050**

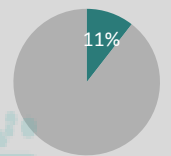
Number of people enabled to safely dispose of excreta in an emergency



240 K **17,508**

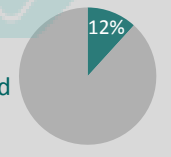
Hygiene Promotion

Number of people equipped to practice good hygiene behaviors through participatory hygiene promotion



2.9 M **305,083**

Number of women and girls enabled to practice safe, dignified menstrual hygiene management



300 K **35,228**

Key Activities

| | | | |
|---|-----|--|---------|
| New borehole (hand pump) | 78 | Construction of bathing facilities (stances) | 1,167 |
| New hand dug well (protected) | 8 | Construction of household Latrines (stances) | 579 |
| Rehab of hand dug well (protected) | 36 | Distribution of MHM kits | 12,993 |
| Rehabilitation of borehole (hand pump) | 577 | Hygiene kit distribution | 19,429 |
| Rehabilitation of borehole (water yard) | 1 | Soap distribution (bars) | 340,494 |