

**Total Ukrainians seeking asylum or other forms of stay in neighbouring countries only:**  
**346,600**  
**543,000**

**POLAND**  
**3,500**  
**53,600**

**SLOVAKIA**  
**20**  
**N/A**











**HUNGARY**  
**50**  
**5,900**

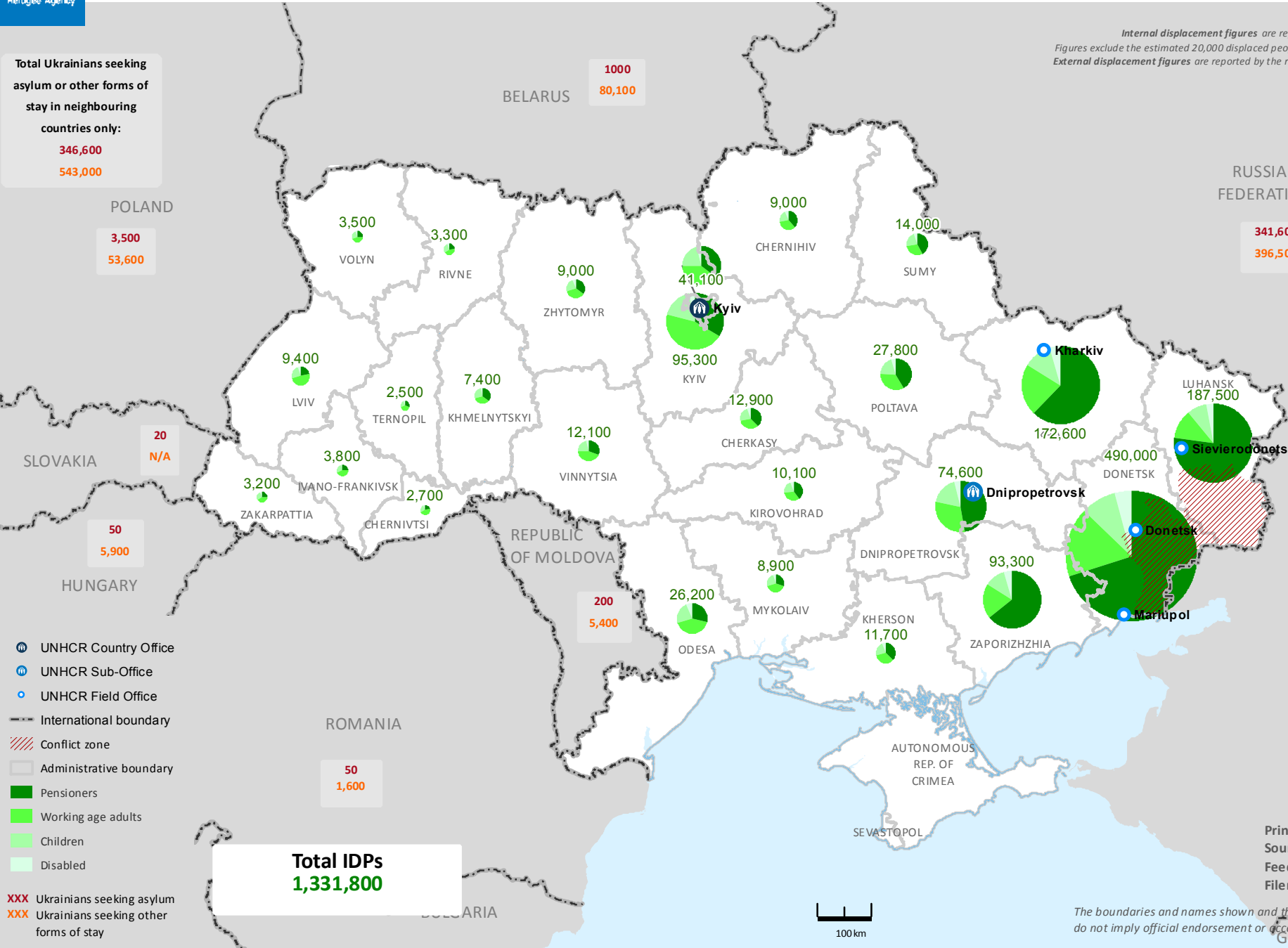
**ROMANIA**  
**50**  
**1,600**

**BELARUS**  
**1000**  
**80,100**

**RUSSIAN FEDERATION**  
**341,600**  
**396,500**

**UKRAINE**  
**1,331,800**

-  UNHCR Country Office
-  UNHCR Sub-Office
-  UNHCR Field Office
-  International boundary
-  Conflict zone
-  Administrative boundary
-  Pensioners
-  Working age adults
-  Children
-  Disabled
- XXX** Ukrainians seeking asylum
- XXX** Ukrainians seeking other forms of stay



Internal displacement figures are reported by the Ministry of Social Policy. Figures exclude the estimated 20,000 displaced people in Autonomous Republic of Crimea. External displacement figures are reported by the respective national asylum authorities: Belarus - 11th June 2015; Slovakia - 30st April 2015; Hungary - 31th May 2015; Romania - 1st May 2015; Poland - 10th June 2015; Rep. of Moldova - 11th June 2015; Russian Fed. - 9th June 2015

Printing date: 12 Jun 2015  
 Sources: UNHCR Shelter Sector  
 Feedback: [mapping@unhcr.org](mailto:mapping@unhcr.org)  
 Filename: ukr\_IDPs\_A4L

The boundaries and names shown and the designations used on this map do not imply official endorsement or acceptance by the United Nations.

