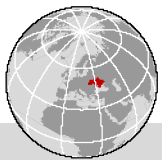


# Ukraine: Internally Displaced People

- 7 August 2015













**Total Ukrainians seeking asylum or other forms of stay in neighbouring countries only:**  
**388,800**  
**686,000**

**POLAND**  
**3,900**  
**64,300**

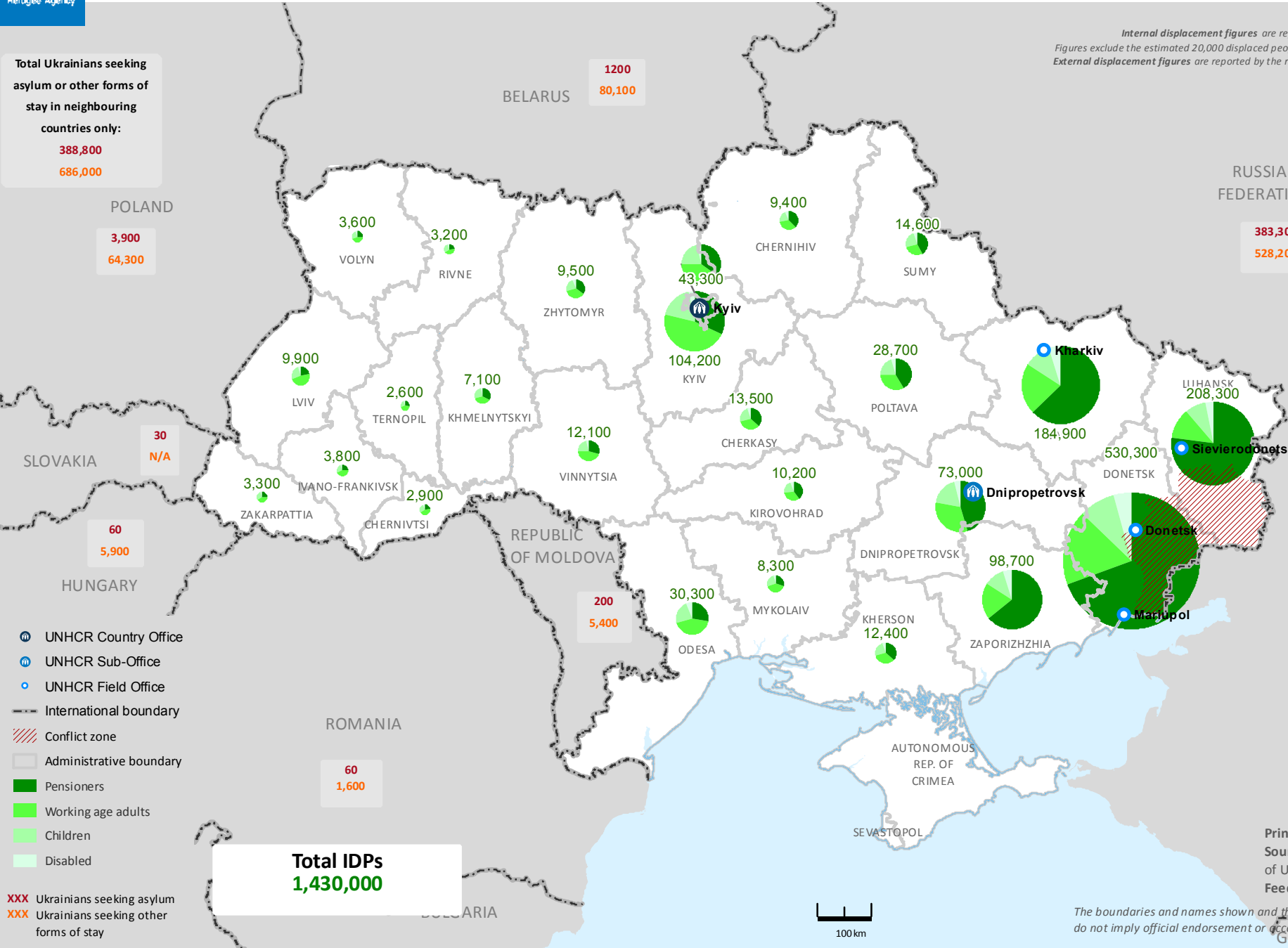
**SLOVAKIA**  
**30**  
**N/A**

**HUNGARY**  
**60**  
**5,900**

-  UNHCR Country Office
-  UNHCR Sub-Office
-  UNHCR Field Office
-  International boundary
-  Conflict zone
-  Administrative boundary
-  Pensioners
-  Working age adults
-  Children
-  Disabled

**XXX** Ukrainians seeking asylum  
**XXX** Ukrainians seeking other forms of stay

**Total IDPs**  
**1,430,000**



*Internal displacement figures are reported by the Ministry of Social Policy. Figures exclude the estimated 20,000 displaced people in Autonomous Republic of Crimea*  
*External displacement figures are reported by the respective national asylum authorities:*  
Belarus - 6th August 2015  
Slovakia - 31st April 2015  
Hungary - 2th August 2015  
Romania - 30st June 2015  
Poland - 9nd August 2015  
Rep. of Moldova - 5th August 2015  
Russian Fed. - 4th August 2015

**RUSSIAN FEDERATION**  
**383,300**  
**528,200**

Printing date: 11 Aug 2015  
Sources: Ministry of Social Policy of Ukraine and UNHCR Kyiv  
Feedback: carmina@unhcr.org

*The boundaries and names shown and the designations used on this map do not imply official endorsement or acceptance by the United Nations.*

