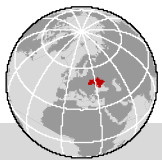


Ukraine: Internally Displaced People

- 24 July 2015



Total Ukrainians seeking asylum or other forms of stay in neighbouring countries only:
353,600
570,700

POLAND
3,700
60,000











BELARUS
1100
80,500

SLOVAKIA
20
N/A

HUNGARY
60
5,900

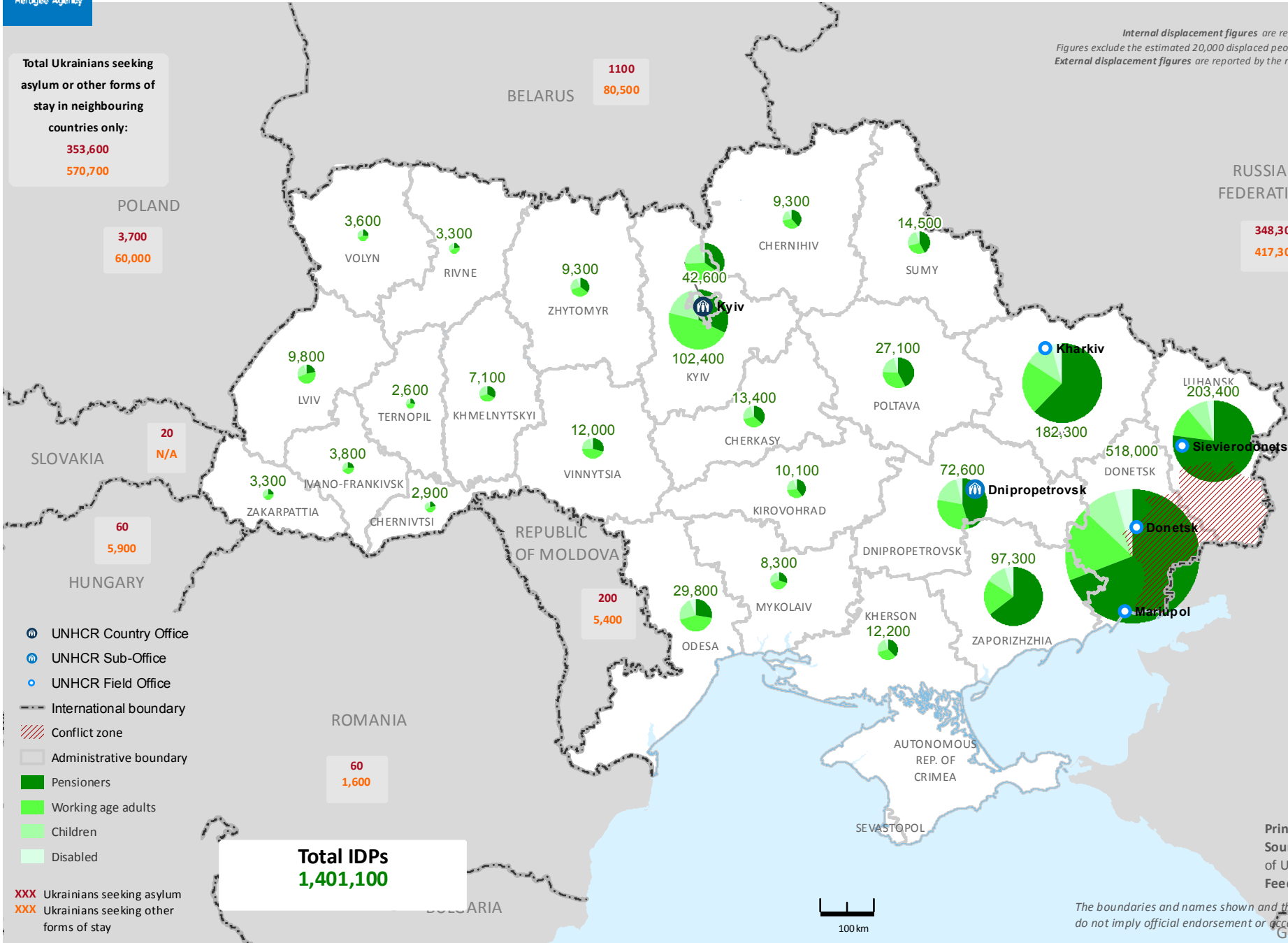
ROMANIA
60
1,600

RUSSIAN FEDERATION
348,300
417,300

-  UNHCR Country Office
-  UNHCR Sub-Office
-  UNHCR Field Office
-  International boundary
-  Conflict zone
-  Administrative boundary
-  Pensioners
-  Working age adults
-  Children
-  Disabled

XXX Ukrainians seeking asylum
XXX Ukrainians seeking other forms of stay

Total IDPs
1,401,100



Internal displacement figures are reported by the Ministry of Social Policy. Figures exclude the estimated 20,000 displaced people in Autonomous Republic of Crimea. External displacement figures are reported by the respective national asylum authorities: Belarus - 16th July 2015; Slovakia - 30st April 2015; Hungary - 28th June 2015; Romania - 30st June 2015; Poland - 15th July 2015; Rep. of Moldova - 15th July 2015; Russian Fed. - 30h June 2015

Printing date: 27 Jul 2015
Sources: Ministry of Social Policy of Ukraine and UNHCR Kyiv
Feedback: carmina@unhcr.org

The boundaries and names shown and the designations used on this map do not imply official endorsement or acceptance by the United Nations.

