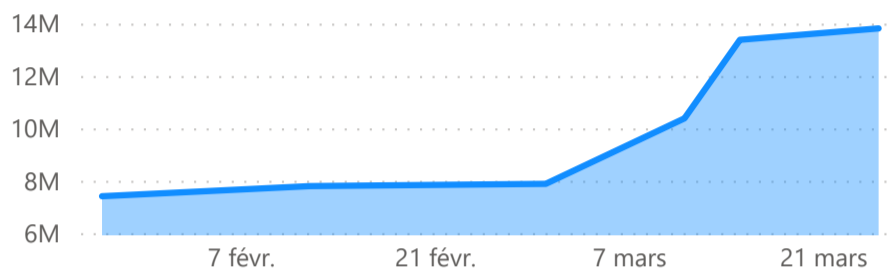


### Progression du financement en 2021

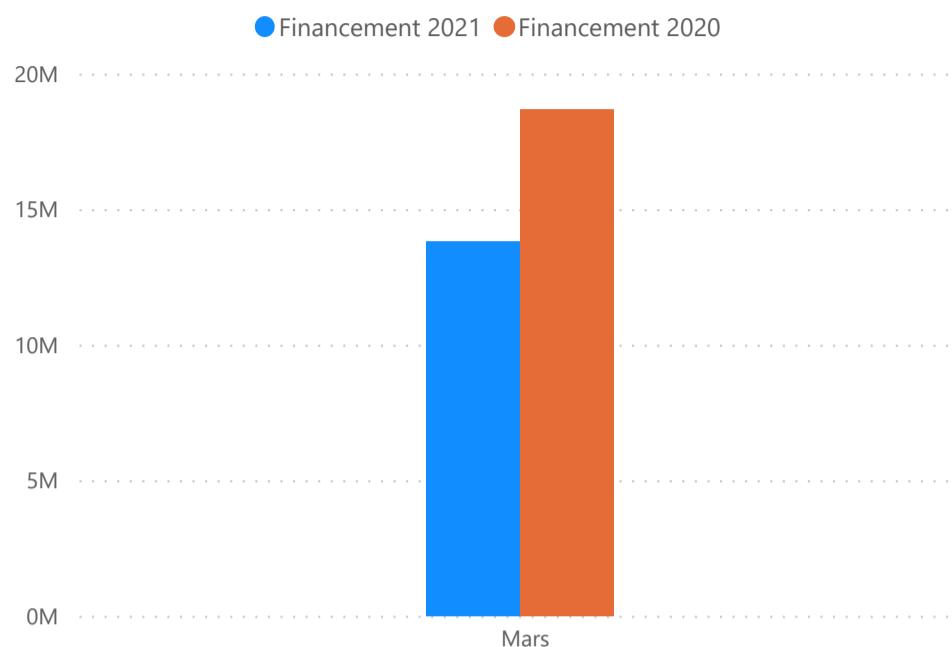


### Par cluster (En million US dollars)

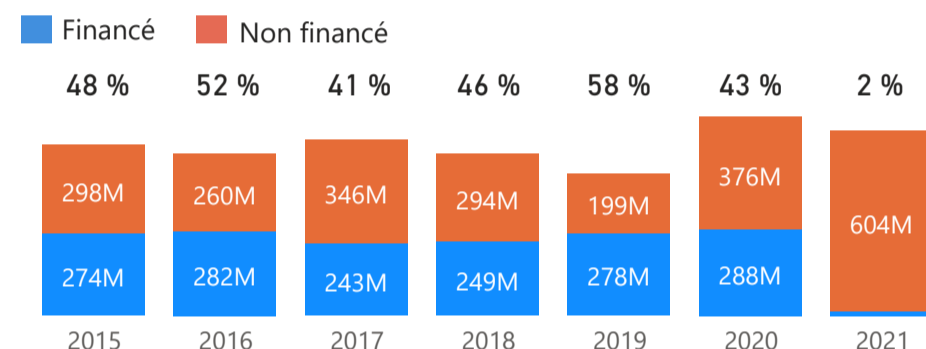
■ Financé ■ Non financé

Icon	Cluster	Requis	Financé
	Réponse aux Réfugiés	221M	0M
	Sécurité Alimentaire	160M	2,5M
	Nutrition	76M	1,2M
	Protection	30M	3,0M
	Santé	28M	2,0M
	Education	27M	0M
	Eau, Hygiène et Assainissement	23M	0,1M
	Abris/AME	21M	0M
	Logistique	17M	0M
	CCCM	7M	0M
	Coordination	6M	0,4M
	Non spécifié		4,6M

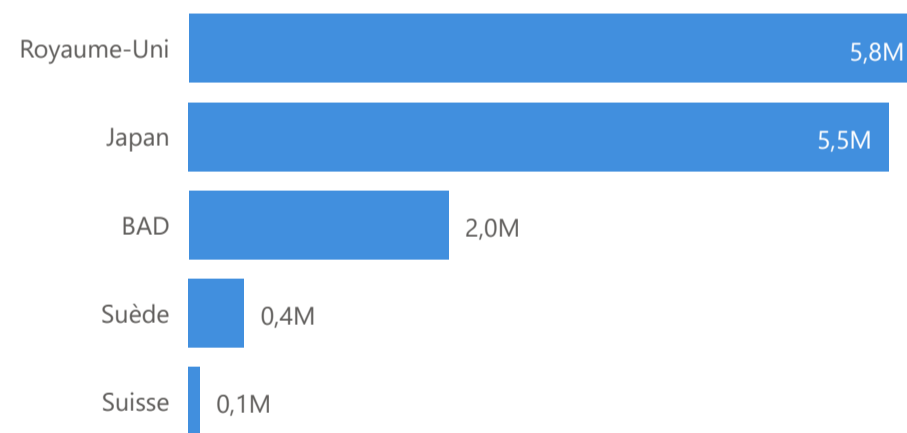
### Comparaison du financement 2020-2021



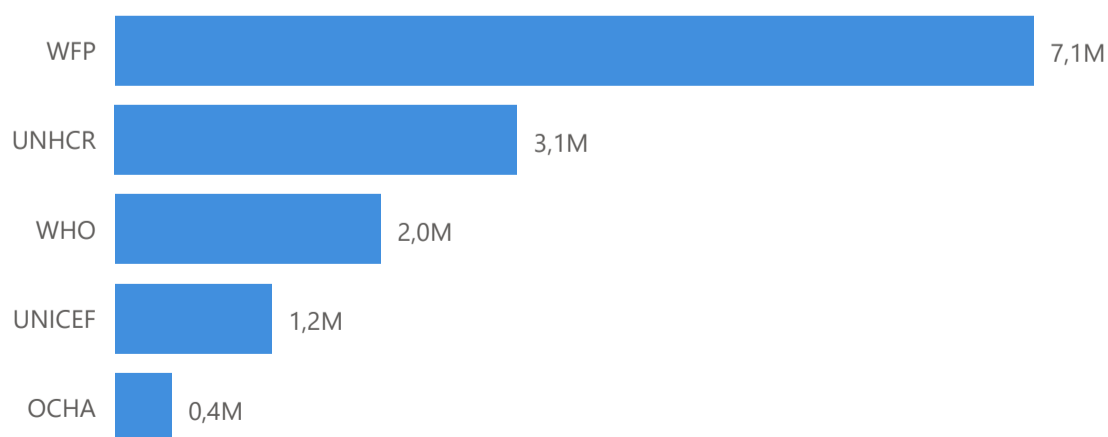
### Evolution du financement 2015 - 2021



### Top 10 Bailleurs (En million US dollars)



### Top 10 recipients (En million US dollars)



### Type d'organisation recipientaire (En million US dollars)

