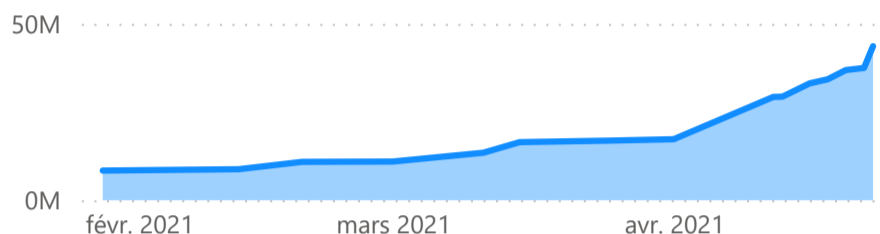


Progression du financement en 2021

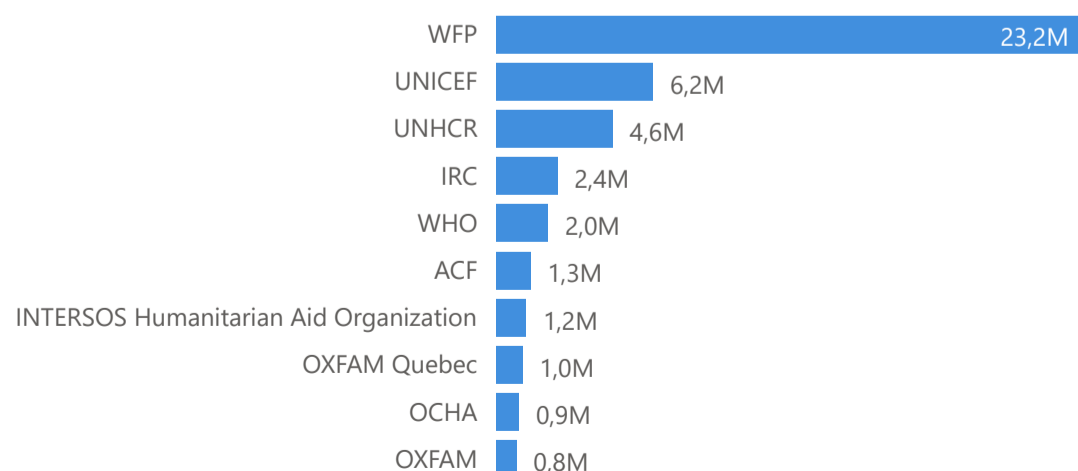


Par cluster (En million US dollars)

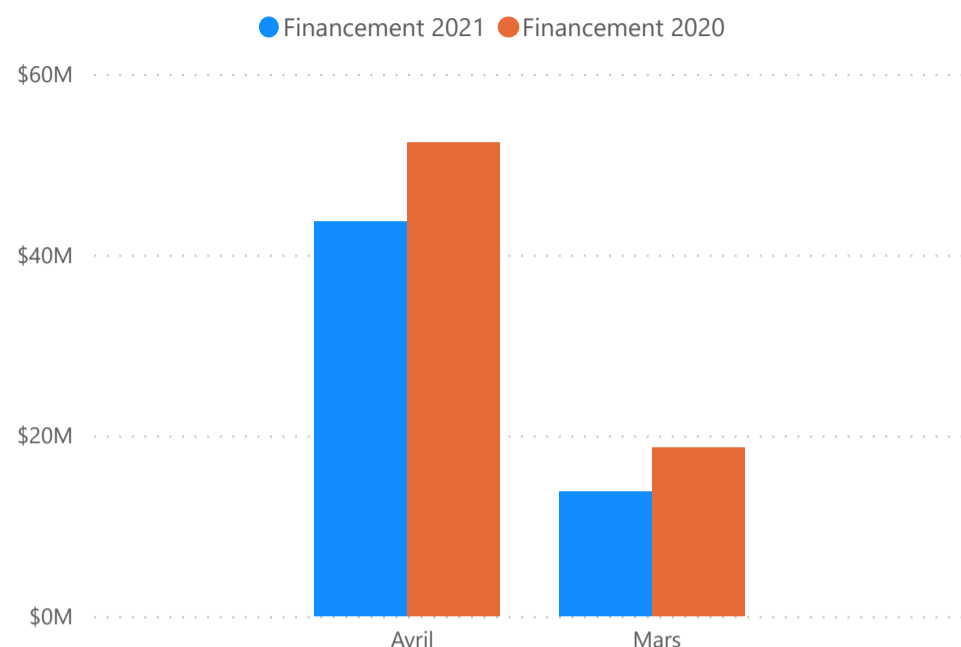
■ Financé ■ Non financé

Icon	Cluster	Requis	Financé
	Réponse aux Réfugiés	221M	
	Sécurité Alimentaire	160M	2,5M
	Nutrition	76M	1,2M
	Protection	30M	4,2M
	Santé	28M	2,0M
	Education	27M	
	Eau, Hygiène et Assainissement	23M	0,1M
	Abris/AME	21M	
	Logistique	17M	1,0M
	CCCM	7M	
	Coordination	6M	0,9M
	Non spécifié		19,8M
	Multisecteurs		12,0M

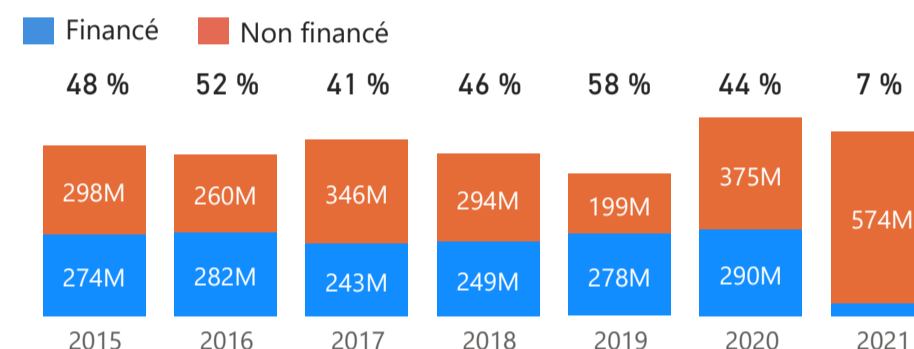
Top 10 recipients (En million US dollars)



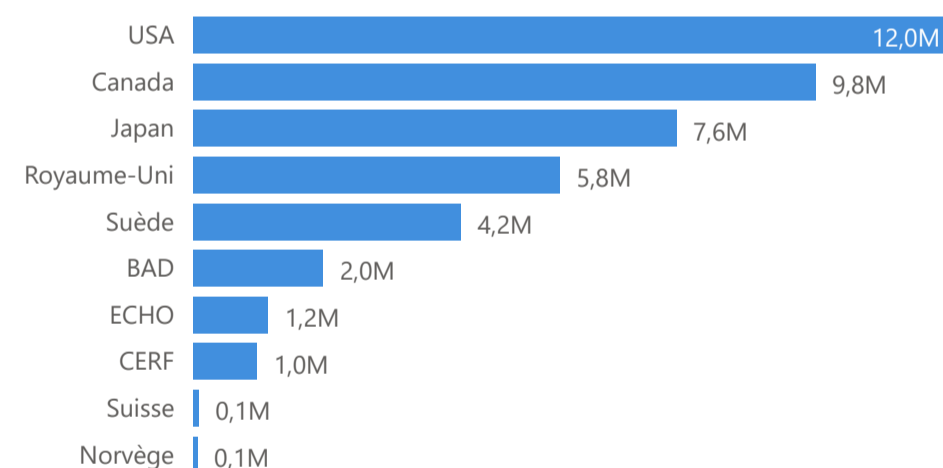
Comparaison du financement 2020-2021



Evolution du financement 2015 - 2021



Top 10 Bailleurs (En million US dollars)



Type d'organisation recipientaire (En million US dollars)

