



Syrian Arab Republic

Cross-Border Humanitarian Reach and Activities from Turkey

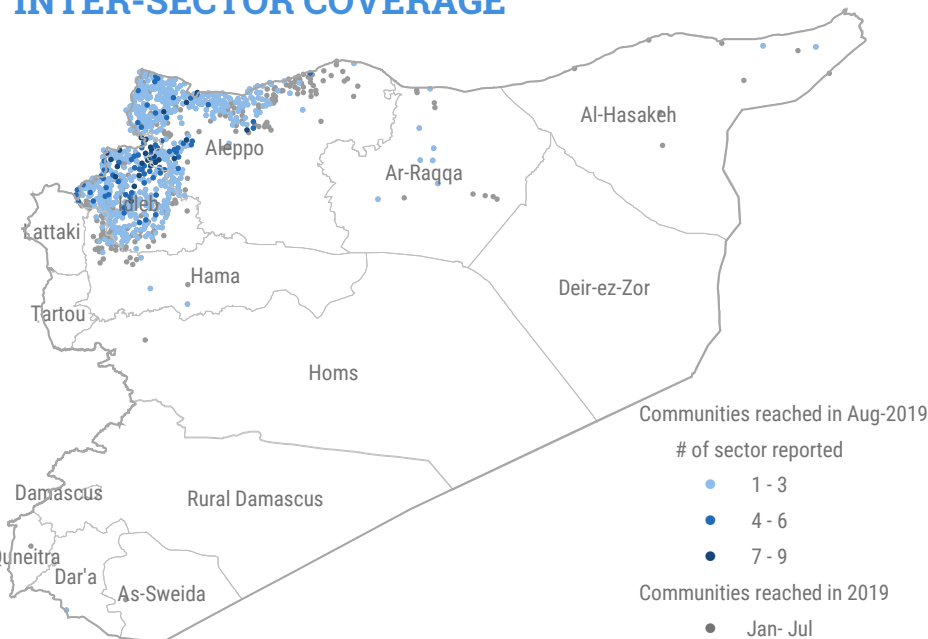
August-2019

CONTEXT

During the month of August, escalation in hostilities continued in the southwestern part of the Idlib de-escalation zone. GoS forces continued shelling areas controlled by the opposition NSAGs with artillery, mortars and airstrikes reported hitting different communities in the area. On August 1, the Government of Syria announced that they have agreed to a conditional ceasefire starting at midnight. The ceasefire was contingent upon the NSAGs complying with the Sochi agreement's provisions on the creation of a 20-kilometer de-militarized buffer zone. NSAGs such as National Liberation Front NLF and Hayat Tahrir Asham HTS issued statements welcoming the ceasefire agreement. While no airstrikes were reported 3 days after the announcement of the ceasefire, sporadic shelling was reported in different communities. The ceasefire held until late afternoon on Monday, 05 August when airstrikes hit several communities in northern Hama and southern Idlib governorates.

After a conditional ceasefire ended on 05 August when GoS forces continued their military campaign with ground offensive focus on northern Hama areas, on 11 August, GoS ground forces took control of Hbit Town in Khan Shaykun Sub-District. On 13 August, GoS forces made more territorial gains and controlled Tal-As village, Kafr Ein, Um Zaytuna villages, and Mintar Farm, west of Khan Shaykun. On 24 August, GoS forces have established full control over Khan Shaykun Town in south Idlib and Kafr Zeita, Latmana, Latmin, Lahaya and Murak in northern Hama countryside. Meanwhile, GoS/GoR aerial attacks continued onto southern Idlib, with attacks mainly focused on towns to the east of Ma'arrat An Nu'man. On 28-29 August, ground fighting between GoS forces and NSAGs in southern Idlib governorate reportedly continued, as a result GoS forces took control over Tamanaah and some other villages in southern Idlib governorate. On 30 August, following the end of the Friday prayer, local sources reported about thousands of demonstrators started arriving to Sarmada town and the adjacent old Bab Al-Hawa square, and Atmeh area. Demonstrators demanded stopping the ongoing GoS offensive in north-west Syria. The demonstrators were able to break into BAH crossing point in the Syrian side and remain currently within its territory. In addition to the situation in Bab Al-Hawa, demonstrators gathered near the Atma crossing point and reportedly climbed over the border wall and hundreds of them made it to the buffer zone between the Syrian and Turkey borders where they are faced by the Turkish border guards. Similar demonstrations took place in Afrin city, Al Bab, Qabasin and Bazagha, calling on the international community to stop the violence and attacks on civilians.

INTER-SECTOR COVERAGE



Million
People reached in Aug-2019



0.62 Million
Women reached

0.40 Million
Girls reached

0.53 Million
Men reached

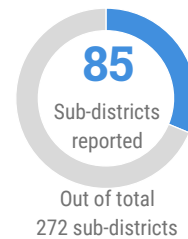
0.46 Million
Boys reached

0.99 Million
Interventions in Aug-2019

0.85 Million
Medical procedures

0.14 Million
Protection interventions

NUMBER OF SUB-DISTRICTS/COMMUNITIES REACHED



819
Communities reported

NUMBER OF PEOPLE/COMMUNITIES REACHED IN OTHER LOCATIONS [NOT IN NORTH-WEST (NW)]

8,091
People reached

22
Communities reported

NUMBER OF COMMUNITIES REACHED BY INTER-SECTOR (IS) SEVERITY

Severity scale	1	2	3	4	5	6
	Minor Problem	Moderate Problem	Major Problem	Sever Problem	Critical Problem	Catastrophic Problem
Aug-2019						
Communities reported	2	54	504	164	6	3
IS people reached	0	43K	1,340K	555K	27K	0
IS PIN in reached communities	0	117K	2,002K	822K	64K	98K
Jan-Aug 2019						
Communities reported	2	65	618	212	6	2
IS people reached	0	58K	1,871K	834K	34K	418
IS PIN in reached communities	0	73K	1,718K	761K	27K	304

Creation date: 19 December 2019

Source: Information as reported by partners and clusters for Aug-2019

Feedback: sapkota1@un.org

The count of people reached may include duplicate count of same people assisted by more than one type of activities

SECTOR ACTIVITIES

People reached numbers reported are for Aug-2019 only.

Education

Education cluster provided children and adolescents with regular self-learning materials and digital learning materials, provision/rehabilitation of water and sanitation facilities in TLS/ schools, Rehabilitation of learning centers, incentives/allowances for teaching staff, non-formal education (NFE), professional development to teaching staff (active learning, self-learning, life skills), textbooks, life skills based trainings, basic education materials, psychological support and recreational activities, provision of fuel for heating in learning centers and teaching kits, develop & strengthen M&E capacities of education actors, early childhood education (ECE) / early childhood development (ECD) and awareness raising campaigns.

Early Recovery

Since the beginning of the year (January - August 2019), Early Recovery partners reached 785,706 direct beneficiaries in 65 subdistricts and 228 communities. In particular, 638,023 directly benefitted from the rehabilitation of access to basic utilities (electricity, gas, water, sewage), 32,761 from short-term work opportunities created, and 30,672 from removal of debris and waste. The remaining ER activities mainly focused on the entrepreneurial activities for 26,558 direct beneficiaries, vocational and skills training activities from which 20,717 directly benefitted, on basic housing repair support for 9,085, on market-based modalities assistance to vulnerable HHs to the benefit of 8,083 people and on the rehabilitation of other social infrastructure for 6,315 people.

FSL

In August 2019, a total of 1,090,052 beneficiaries were reached with food baskets (through in kind, cash or voucher); 175,983 beneficiaries reached with emergency food rations (RTEs [ready to eat rations], cooked meals and one-off food basket); 1,098,308 beneficiaries reached with mixed food items, 707,806 beneficiaries reached with bread/flour distribution.

FSL Cluster reached from January to August 310,887 beneficiaries with agriculture and livelihoods.

Shelter

Shelter cluster provided rental assistance, construction materials/tools, emergency shelter kits (e.g. tents) and emergency shelter; also rehabilitation of private housing and collective centers. Moreover, shelter cluster provided information/counseling on housing, land & property rights.

NFI

NFI cluster provided NFI kits (in-kind, cash, voucher) and training of stakeholders on resilience oriented NFI skills and capacities.

WASH

WASH cluster reached beneficiaries with water provision via existing networks, water trucking and private boreholes, household water treatments, maintenances/cleanings of communal sewages, constructions or rehabilitations of communal latrines and household, Solid waste management, hygiene kits distribution, hygiene promotion and vector control. Assistance provided at the community, camps, collective center and schools level.

Nutrition

Nutrition cluster supported and provided IYCF-E messages by outreach workers, BMS supports and re-lactation supports for 0-6 month year old infants; children lipid-based nutrient supplements, complementary foods, inpatient SAM treatments, MAM treatments, vitamin A, malnutrition screenings, multiple micronutrients; health staff trained on IYCF and CMAM guidelines; lactating women's receive vitamin A; PLWs reached with MAM treatments, counselled on appropriate IYCF, screened for malnutrition, supplemented with multiple micronutrients, received food assistance and non-food items; psychosocial counselling sessions for caregivers with children less than 2 years old.

Protection

Protection cluster provided awareness raising through campaigns and contact initiatives, case management, child protection and psychosocial support, including parenting programmes, develop community level referral pathways, legal assistance, material/cash assistance, outreach activities, psychosocial support, recreation and early childhood development kits, risk education, specialised child protection services, training of front line responders and humanitarian actors, women and girls accessing safe spaces and other socio-economic support.

GBV

GBV SC provided case management and PSS to GBV survivors, organized psychosocial recreational and skills building activities for women and girls accessing safe spaces and continued investing in the capacity building of GBV organizations to enhance the quality of services. For this month, the GBV SC kicked off its Capacity Building Taskforce (CBTF) and continued the rollout of the GBV Awareness Raising Toolkit

CCCM

CCCM cluster tracked 185,412 IDPs and has coordinated the provision of lifesaving multi-sectoral response to 423,021 IDPs in August 2019.

Health

Health cluster reached in August 2019 to 773,767 outpatient consultations; 10,106 people with referrals; supported 12,398 people with physical rehabilitation and supported 4,190 people with mental health consultations.

SECTOR SUMMARY

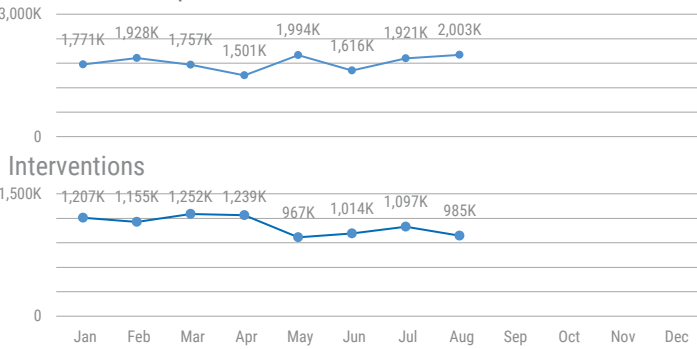
Sector	People reached	Sub-districts reported	number of organizations	people reached by governorate															
				Aleppo	Al-Hasakeh	Ar-Raqqa	As-Sweida	Damascus	Dar'a	Deir-ez-Zor	Hama	Homs	Idleb	Latakia	Quneitra	Rural Damascus	Tartous		
Education	1,001K	57	74	447K		64K						15K	250	474K	195				
Education cumulative since Jan-2019																			
Early Recovery	786K	65	45	583K		11K	21K					14K		157K					
Early Recovery cumulative since Jan-2019																			
FSL	Livelihood	311K	39	32	174K					90		5K		132K					
	Food Baskets	1,090K	36	12	230K							460		860K					
Shelter	35K	13	15	6K										29K					
NFI	84K	25	25	19K										66K					
WASH	1,800K	28	54	619K										1,181K					
Nutrition	137K	35	19	50K										86K					
Protection	Gender-based violence (GBV) Protection (interventions)	16K	23	16	9K									7K					
		135K	48	53	69K		4K					20		61K					
CCCM	IDPs Tracked	185K	37	7	38K							75		147K					
	IDPs Assisted	423K	14	28	90K									333K					
Health (medical procedures)	850K	71	39	325K										524K					

TRENDS ANALYSIS

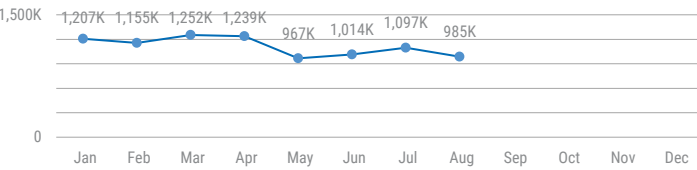
— People reached (in thousand) — # of sub-districts reached



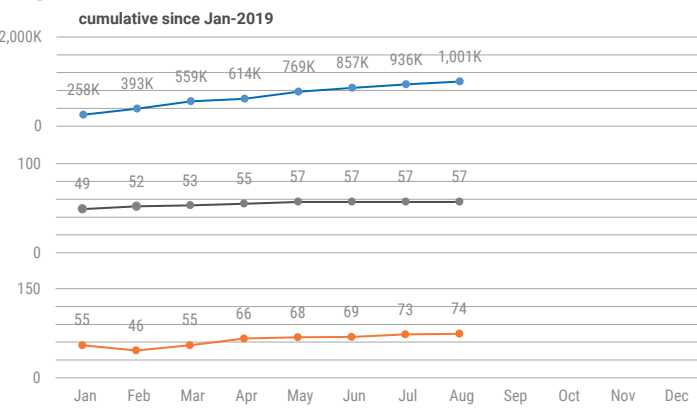
Inter-Sector People Reached



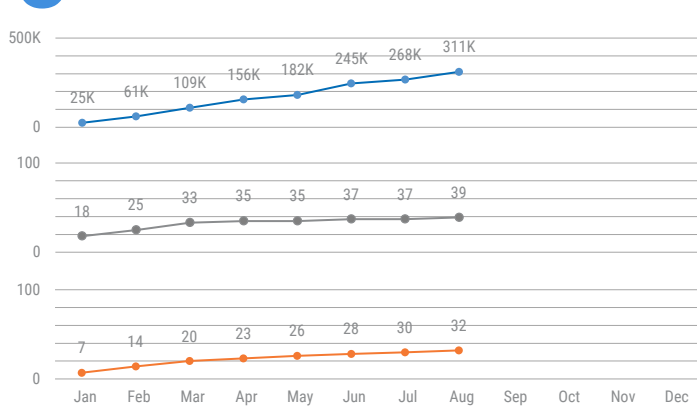
Interventions



Education

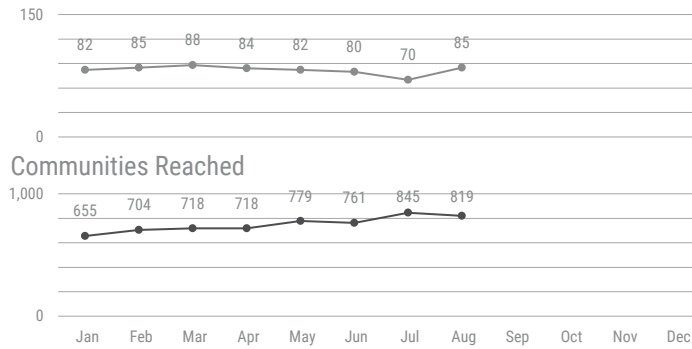


FSL - Livelihood

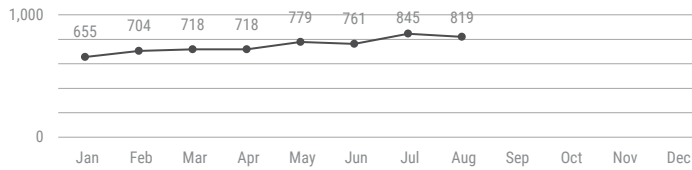


— # of organizations reported

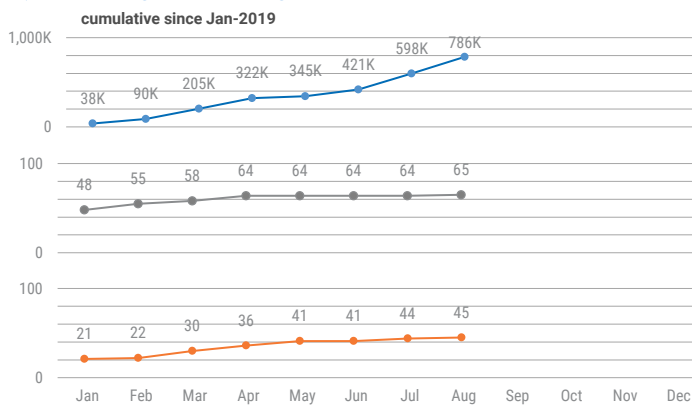
Sub-Districts Reached



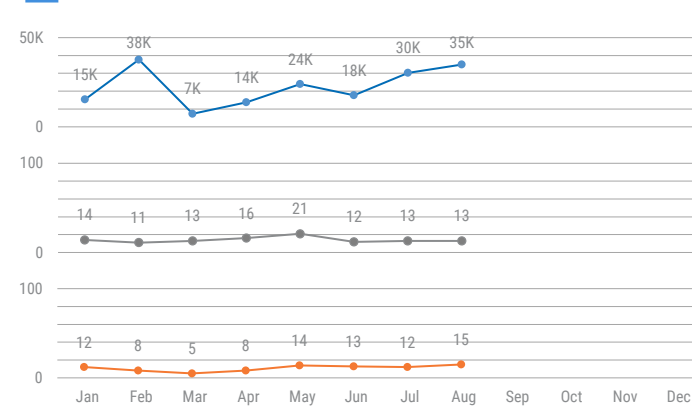
Communities Reached



Early Recovery (Direct beneficiaries)



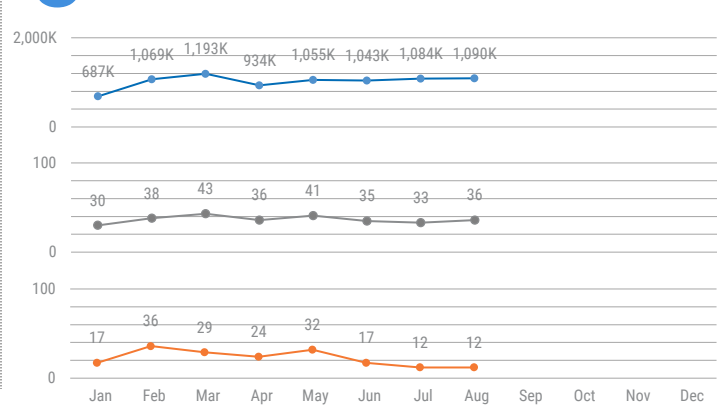
Shelter



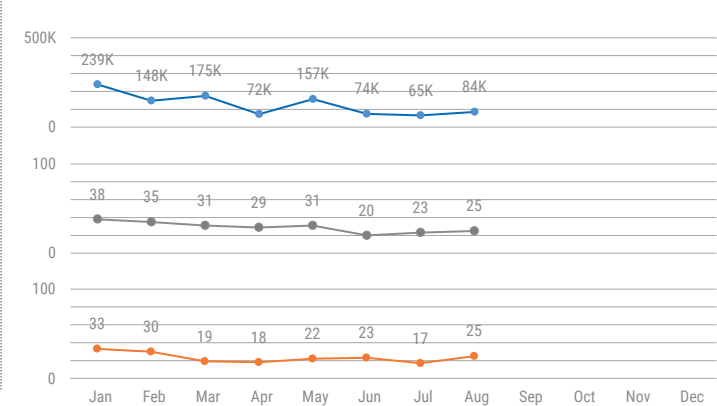
2019 (Jan-Aug)-Cumulative Response



FSL - Food Baskets



NFI NFI

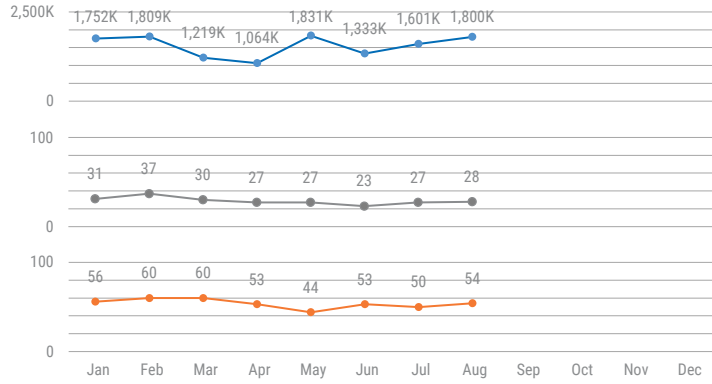


TRENDS ANALYSIS

— People reached (in thousand) — # of sub-districts reached



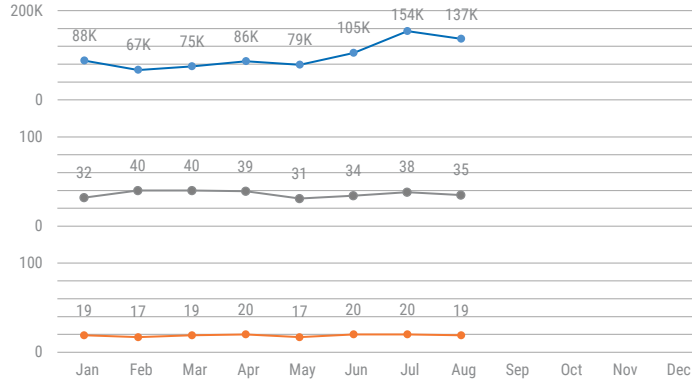
WASH



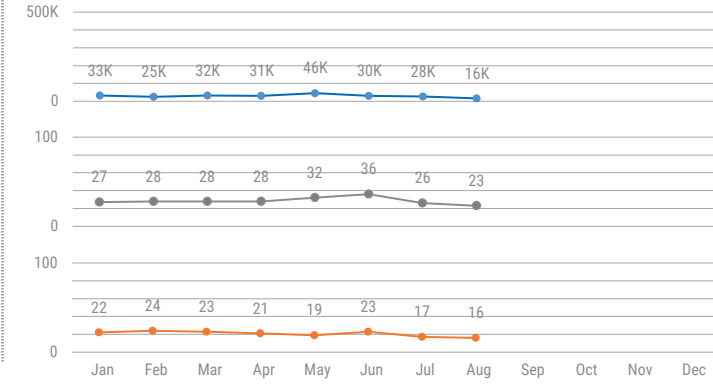
— # of organizations reported



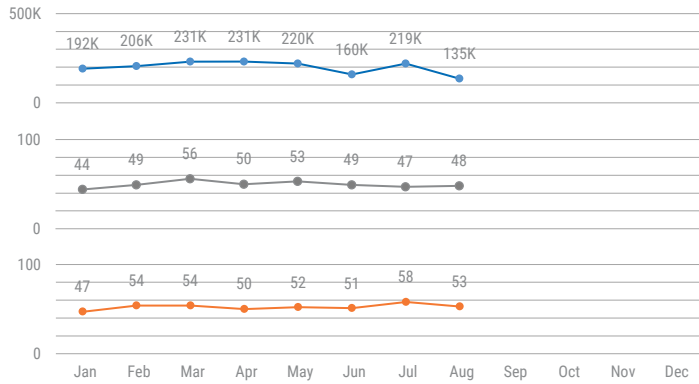
Nutrition



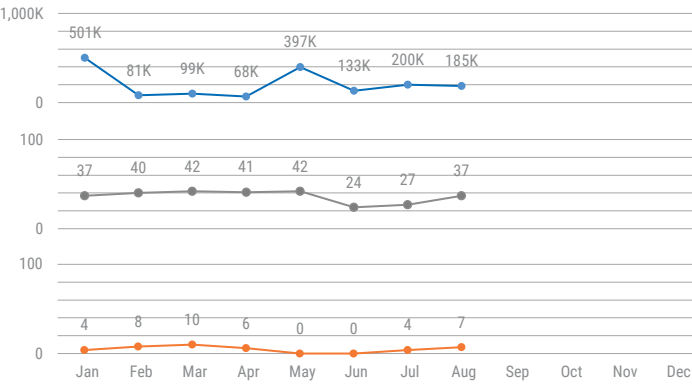
Protection - GBV



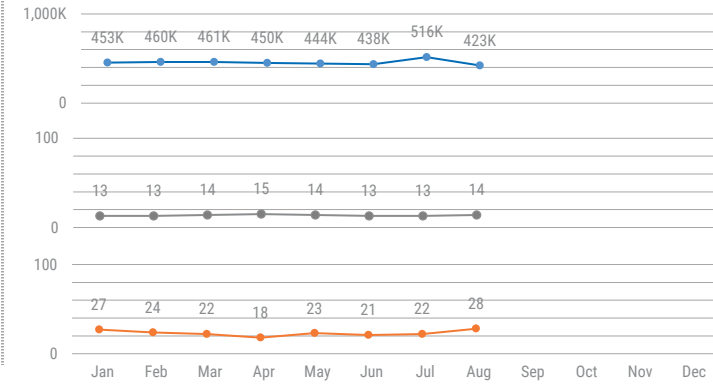
Protection (interventions)



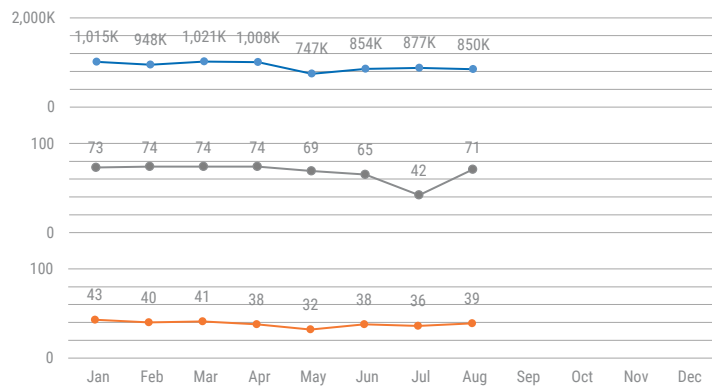
CCCM IDPs Tracked



CCCM - IDPs Assisted

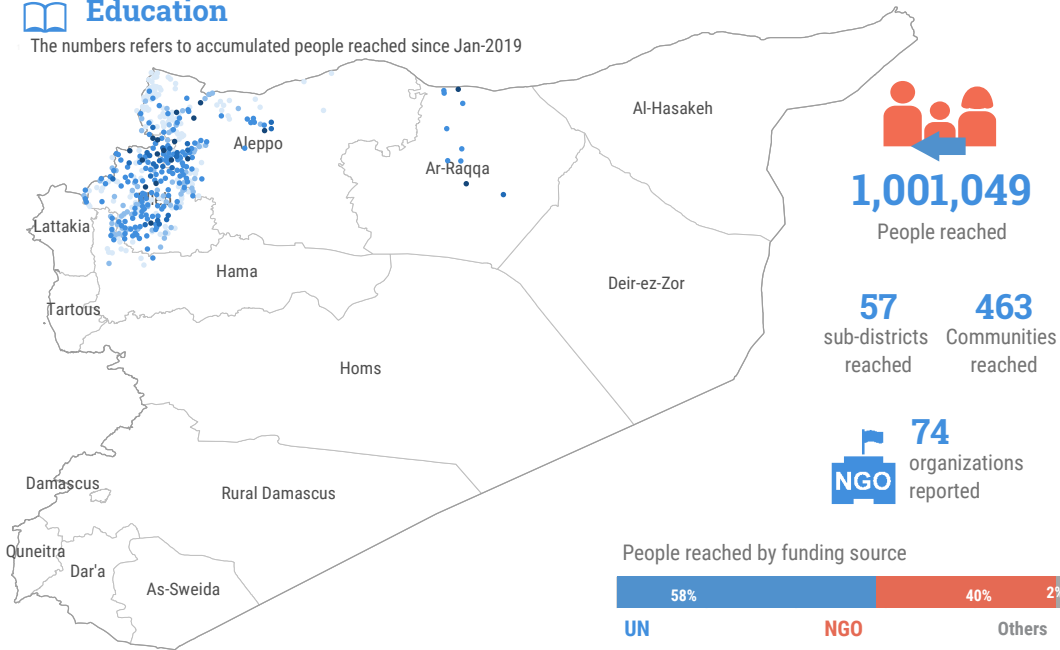


Health - (medical procedures)



Education

The numbers refers to accumulated people reached since Jan-2019



Number of people/communities reached in locations not in NW

70,892

People reached

21

Communities reached

Number of communities/sub-districts reached by severity

severity scale		1	2	3	4	5	6
Sub-district level	sub-districts reached by sector severity		1	6	30	19	
	sector PiN in reached sub-districts		537K	227K	1,829K	384K	
	people reached at sub-district level by sector severity		6K	62K	666K	267K	
Community level	communities reached by inter-sector (IS) severity	2	34	301	99	4	2
	inter-sector PiN in reached communities		52K	1,552K	615K	29K	98K
	people reached at community level by IS severity	349	34K	642K	286K	12K	16K

Top 3 activities of cluster

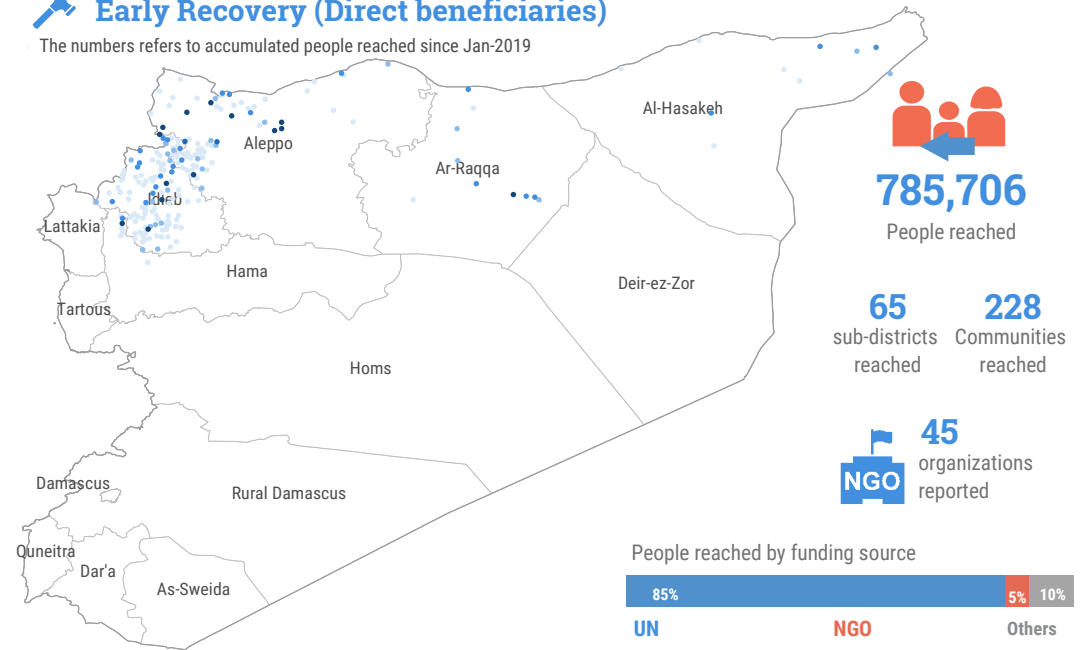
Activities	People Reached
# of children (5-17 years, girls/boys) enrolled in formal general education	668,383
# of children (5-17 years, girls/boys) enrolled in non-formal education	329,828
# of children (3-17 years, girls/boys) receiving school supplies	316,618

Cash & voucher in response

--

Early Recovery (Direct beneficiaries)

The numbers refers to accumulated people reached since Jan-2019



Number of people/communities reached in locations not in NW

33,384

People reached

27

Communities reached

Number of communities/sub-districts reached by severity

severity scale		1	2	3	4	5	6
Sub-district level	sub-districts reached by sector severity			18	43	4	
	sector PiN in reached sub-districts			1,727K	3,298K	50K	
	people reached at sub-district level by sector severity			242K	535K	8K	
Community level	communities reached by inter-sector (IS) severity	1	17	136	62	5	1
	inter-sector PiN in reached communities		88K	1,317K	714K	64K	98K
	people reached at community level by IS severity	485	142K	158K	467K	12K	1K

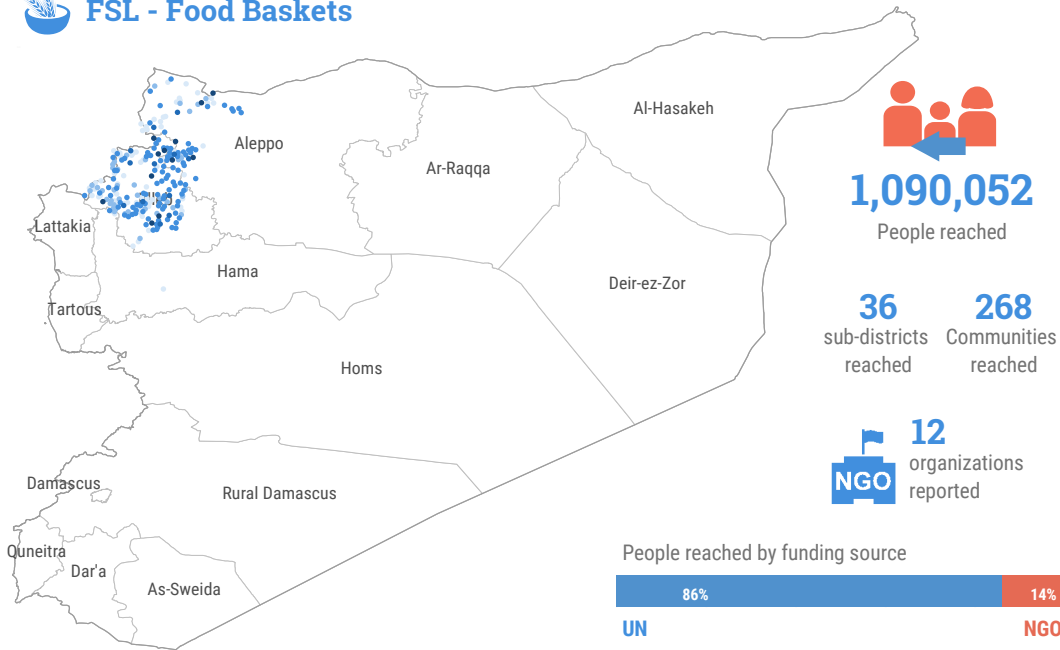
Top 3 activities of cluster

Activities	People Reached
Rehabilitation of access to basic utilities (electricity, gas, water, sewage)	638,023
Short-term work opportunities created	32,761
Removal of debris and waste	30,672

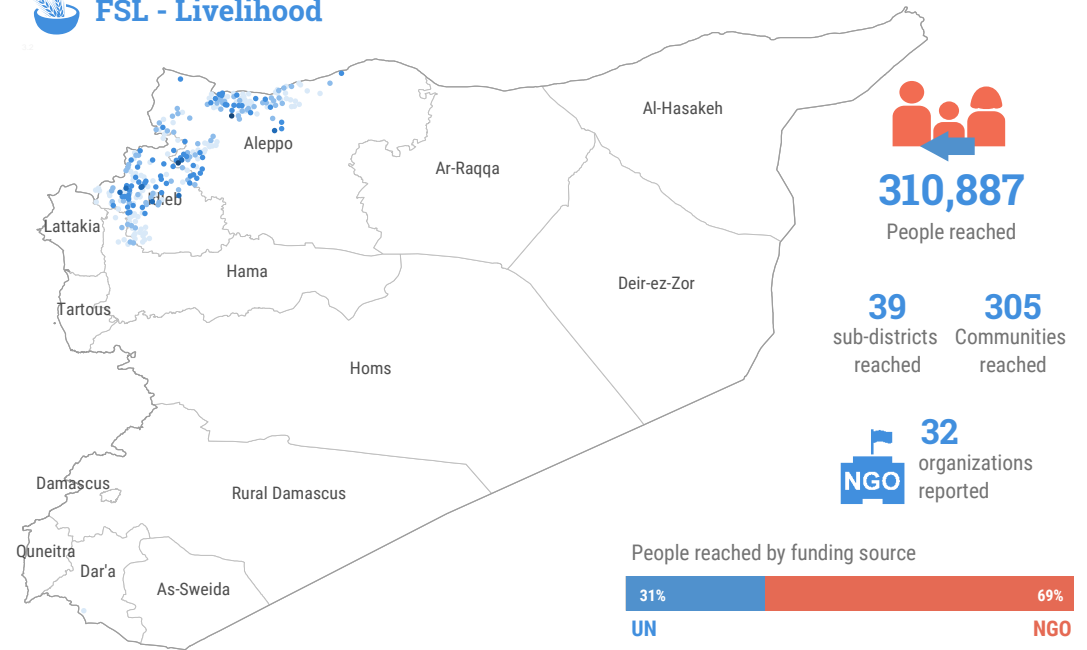
Cash & voucher in response

50,601 people reached with cash activities 6.44% of total people reached;

FSL - Food Baskets



FSL - Livelihood



Number of people/communities reached in locations not in NW

460 People reached

1 Communities reached

Number of communities/sub-districts reached by severity

		1	2	3	4	5	6
Community level	communities reached by inter-sector (IS) severity		16	181	57	2	
	inter-sector PiN in reached communities		22K	1,418K	319K	19K	
	people reached at community level by IS severity		16K	892K	168K	1K	

Number of people/communities reached in locations not in NW

96 People reached

2 Communities reached

Number of communities/sub-districts reached by severity

		1	2	3	4	5	6
Community level	communities reached by inter-sector (IS) severity		18	182	78	2	1
	inter-sector PiN in reached communities		37K	931K	565K	19K	106
	people reached at community level by IS severity		18K	176K	95K	3K	2K

Top 3 activities of cluster - Food Assistance

Activities	People Reached
Bread/Flour distribution	707,806
Mixed Food Items (MFIs, SFBs)	1,098,308
Emergency Food Rations (EFRs)	175,983

Top 3 activities of cluster

Activities	People Reached
Livestock asset restoration	1,072
Animal treatment/vaccination	16,622
Agricultural inputs	11,017

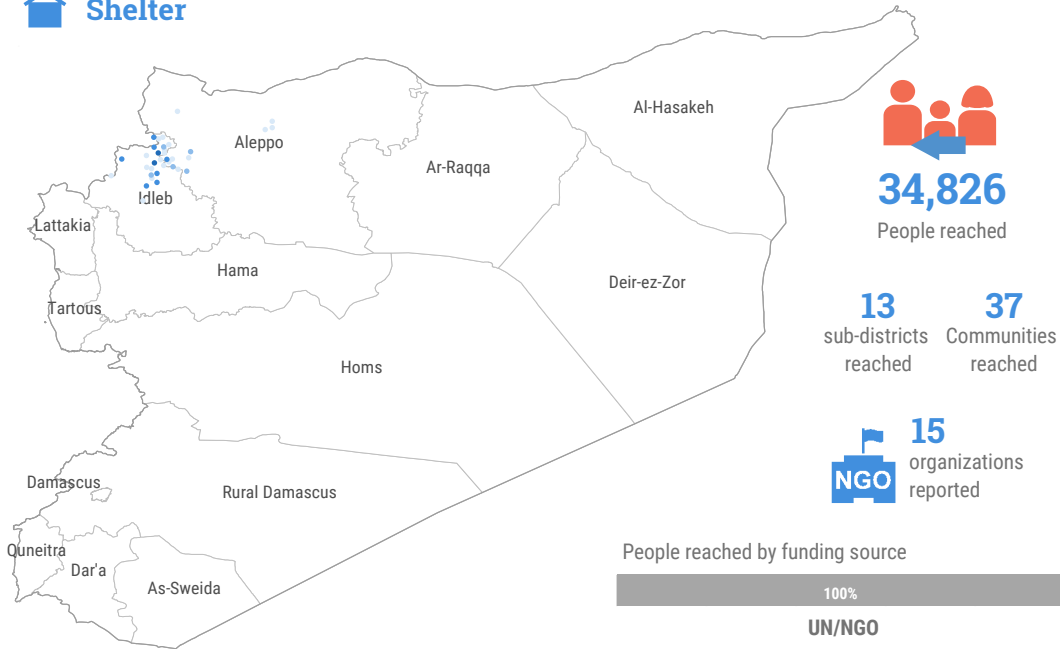
Cash & voucher in response

-
110,446 people reached with voucher activities;10.13% of total people reached;

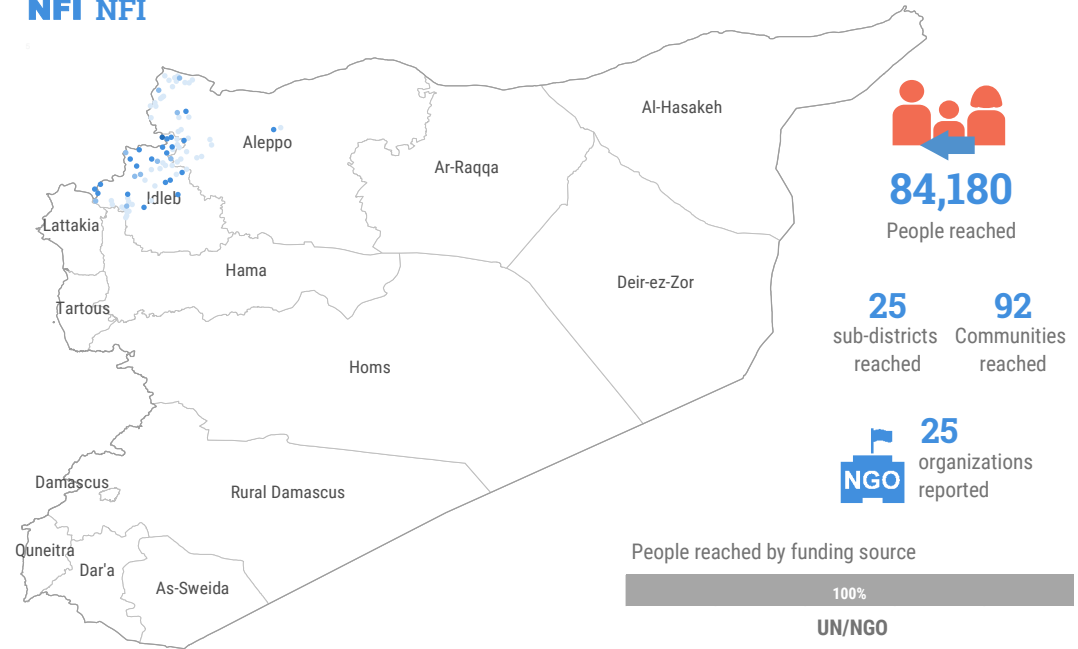
Cash & voucher in response

432 people reached with cash activities1.00% of total people reached;
17,519 people reached with voucher activities;40.71% of total people reached;

Shelter



NFI NFI



Number of people/communities reached in locations not in NW

People reached

Communities reached

Number of communities/sub-districts reached by severity

severity scale		1	2	3	4	5	6
Sub-district level	sub-districts reached by sector severity			3	10		
	sector PiN in reached sub-districts			206K	1,005K		
	people reached at sub-district level by sector severity			4K	31K		
Community level	communities reached by inter-sector (IS) severity			27	9		1
	inter-sector PiN in reached communities			659K	170K		106
	people reached at community level by IS severity			30K	5K		256

Number of people/communities reached in locations not in NW

People reached

Communities reached

Number of communities/sub-districts reached by severity

severity scale		1	2	3	4	5	6
Sub-district level	sub-districts reached by sector severity			11	10	4	
	sector PiN in reached sub-districts			251K	327K	704K	
	people reached at sub-district level by sector severity			21K	28K	35K	
Community level	communities reached by inter-sector (IS) severity		3	64	21		
	inter-sector PiN in reached communities		4K	763K	215K		
	people reached at community level by IS severity		951	62K	18K		

Top 3 activities of cluster

Activities	People Reached
Provision of emergency shelter	21,690
Support to sustainably repair/rehabilitate housing and related community/public infrastructure and facilities	10,201
Rehabilitation of collective centres and transitional shelters	185

Top 3 activities of cluster

Activities	People Reached
Provision of core and essential NFIs	85,882

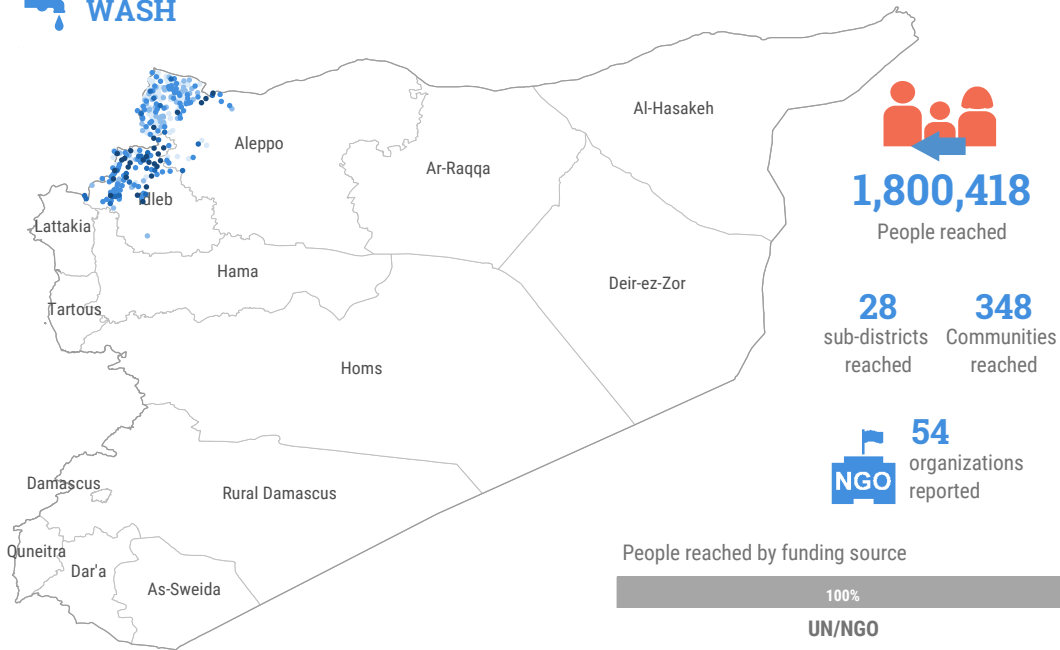
Cash & voucher in response

821 people reached with cash activities 2.36% of total people reached;

Cash & voucher in response

8,679 people reached with cash activities 10.11% of total people reached;
2,509 people reached with voucher activities; 2.92% of total people reached;

of people reached 0 - 500 501 - 1,000 1,001 - 5,000 5,001 - 10,000 >10,000



Number of people/communities reached in locations not in NW

People reached

Communities reached

Number of communities/sub-districts reached by severity

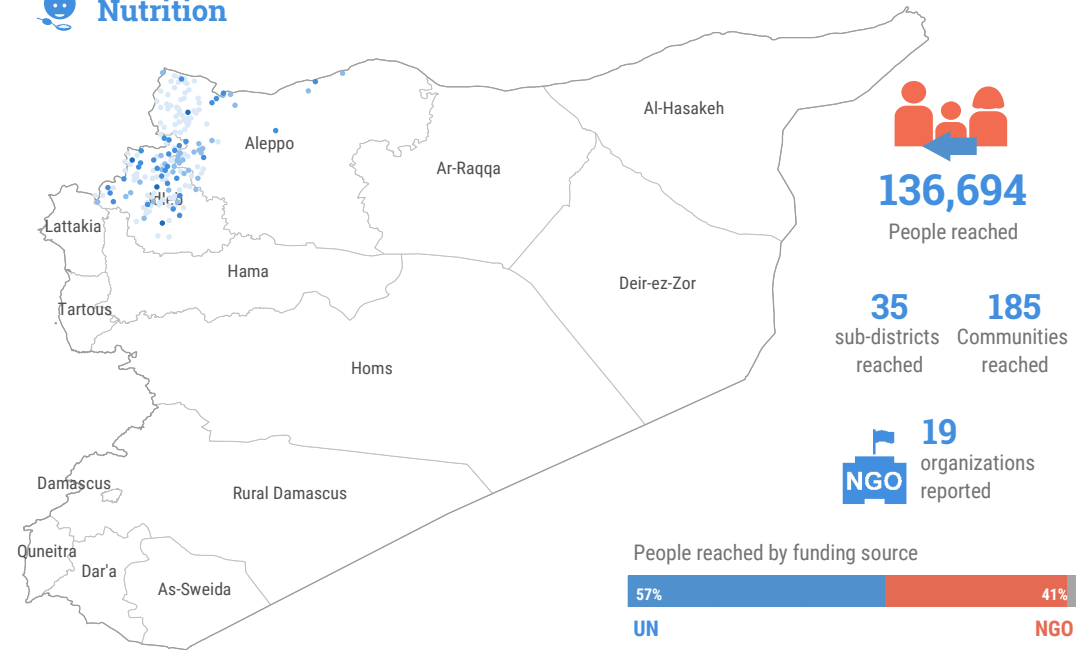
severity scale		1	2	3	4	5	6
Sub-district level	sub-districts reached by sector severity		4	15	5	4	
	sector PiN in reached sub-districts		181K	930K	255K	251K	
	people reached at sub-district level by sector severity		214K	869K	438K	279K	
Community level	communities reached by inter-sector (IS) severity		20	230	60	1	
	inter-sector PiN in reached communities		18K	769K	295K	17K	
	people reached at community level by IS severity		67K	1,166K	503K	25K	

Top 3 activities of cluster

Activities	People Reached
Solid waste management	1,030,418
Water System	975,547
Water Trucking	854,689

Cash & voucher in response

--



Number of people/communities reached in locations not in NW

People reached

Communities reached

Number of communities/sub-districts reached by severity

severity scale		1	2	3	4	5	6
Sub-district level	sub-districts reached by sector severity			15	20		
	sector PiN in reached sub-districts			357K	626K		
	people reached at sub-district level by sector severity			64K	73K		
Community level	communities reached by inter-sector (IS) severity		8	126	40	2	2
	inter-sector PiN in reached communities		23K	1,055K	431K	25K	304
	people reached at community level by IS severity		1K	92K	38K	3K	326

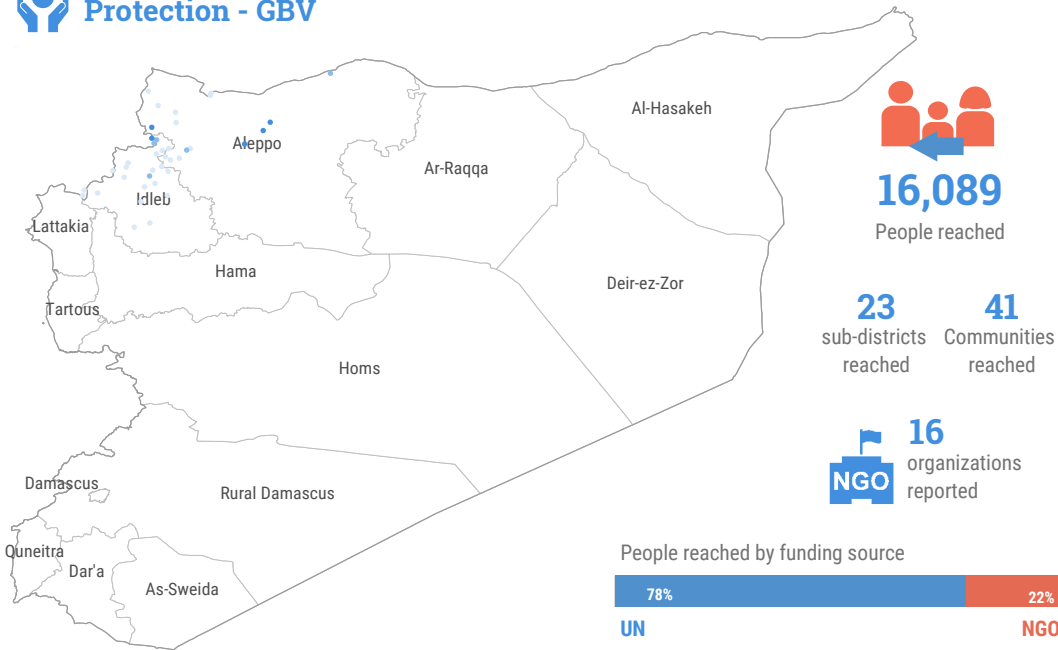
Top 3 activities of cluster

Activities	People Reached
Children 6-59 months receiving micronutrients/VitA	41,868
Children 6-59 months and PLWs receiving micronutrients	31,713
Children 6-59 months and PLWs Management with MAM treatment	10,927

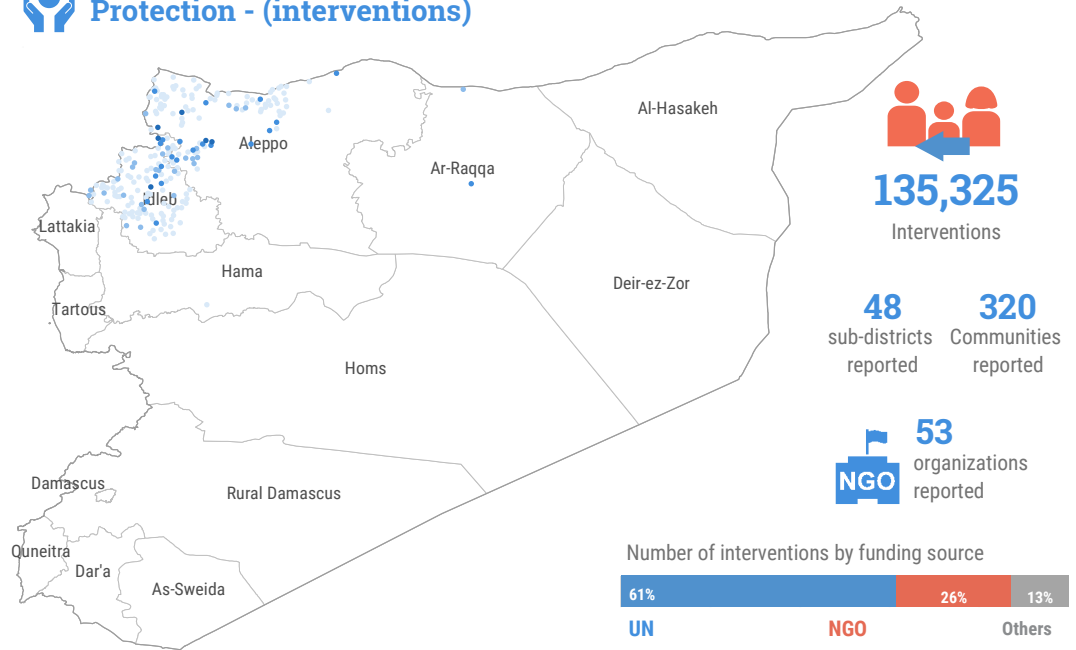
Cash & voucher in response

--

Protection - GBV



Protection - (interventions)



Number of people reached/ communities not in NW

2,518 People reached

1 Communities reached

Number of sub-districts reached by severity

severity scale	1	2	3	4	5	6
sub-districts reached by sector severity			6	17		
sector PiN in reached sub-districts			639K	2,750K		
people reached at sub-district level by sector severity			4K	12K		

Number of Interventions/ communities reported not in NW

7,399 Interventions reported

6 Communities reported

Number of sub-districts reported by severity

severity scale	1	2	3	4	5	6
sub-districts reported by sector severity			11	35	1	
sector PiN in reported sub-districts			894K	3,485K	17K	
Interventions reported at sub-district level by sector severity			35K	84K	15K	

Top 3 activities of cluster

Activities	People Reached
# of Women, men, girls and boys reached by GBV prevention and empowerment activities	16,089
# of GBV specialised services provided	4,792
# of communities / neighbourhoods that have at least one type of specialised GBV services	49

Top 3 activities of cluster

Activities	Interventions
Risk education - MA11	55,040
Community-based child protection incl. PSS and parenting programmes - CP2	29,914
Other Socio-economic support - GP9	6,447

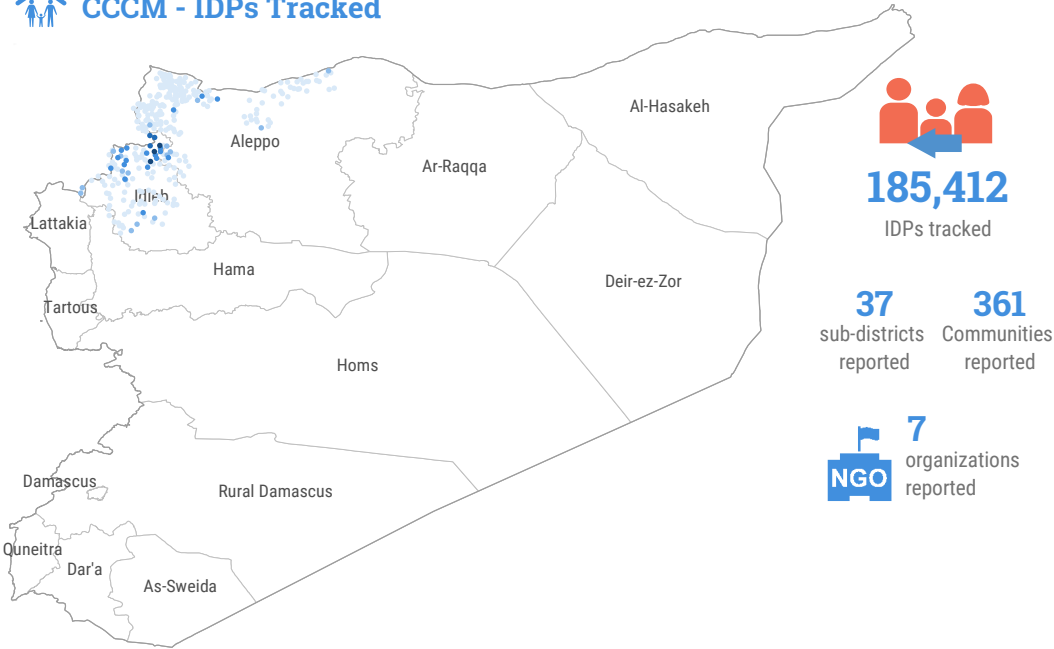
Cash & voucher in response

--

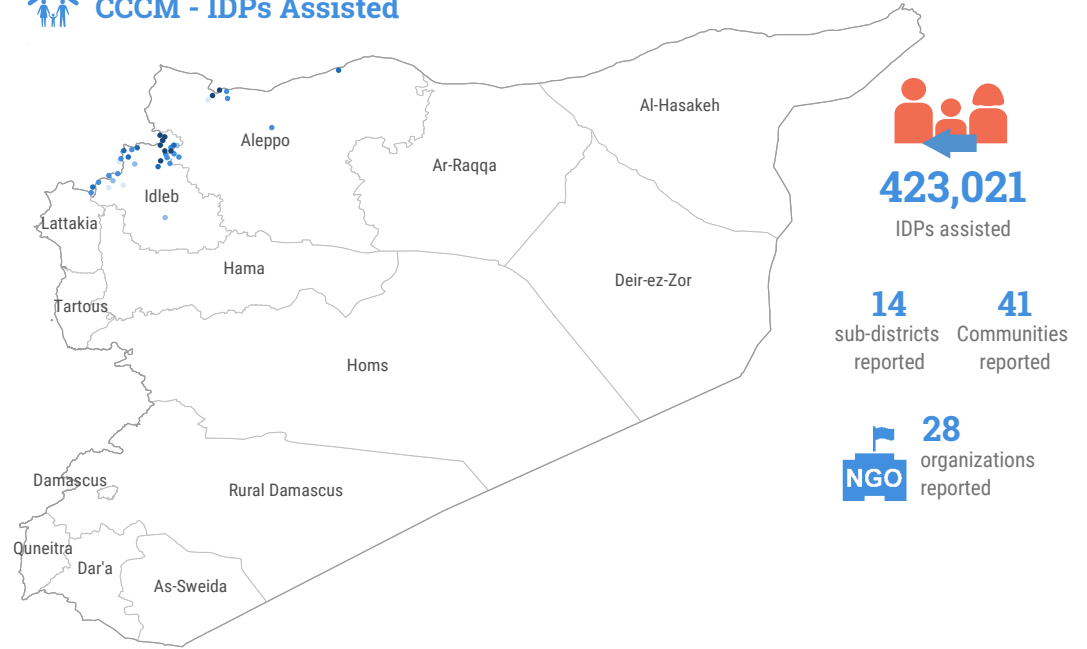
Cash & voucher in response

--

CCCM - IDPs Tracked



CCCM - IDPs Assisted



Number of IDPs tracked/ communities reported not in NW

- IDPs tracked
- Communities reported

Number of communities reported by severity

severity scale		1	2	3	4	5	6
Community level	communities reported by inter-sector (IS) severity		21	231	63	4	1
	inter-sector PiN in reported communities		30K	930K	357K	26K	198
	IDPs tracked at community level by IS severity		2K	161K	13K	4K	241

Number of IDPs assisted/ communities reported not in NW

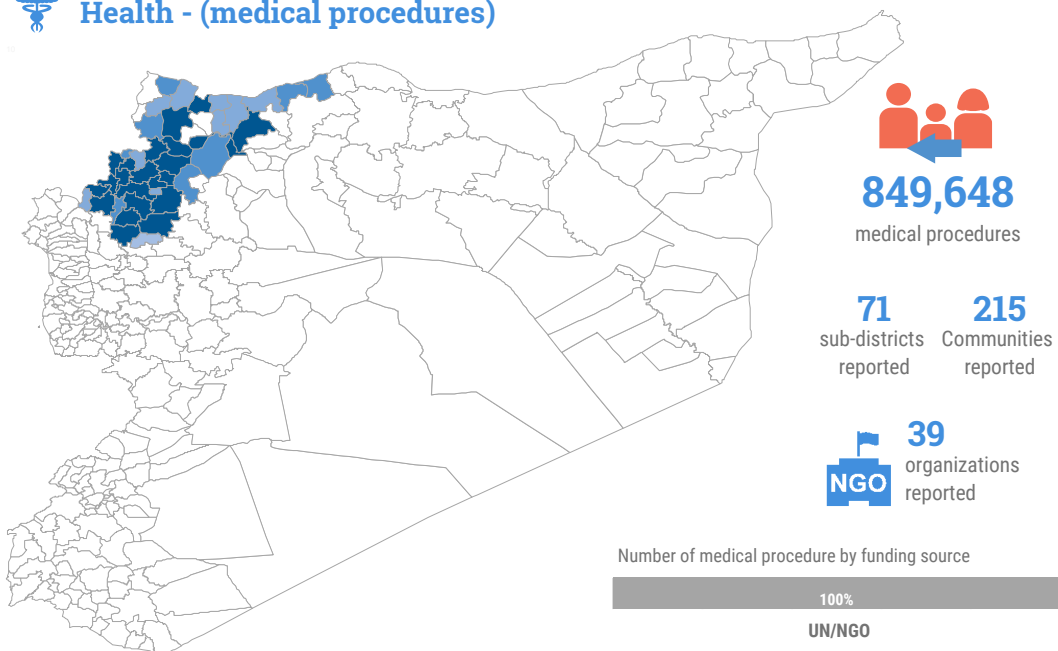
- IDPs assisted
- Communities reported

Number of communities/sub-districts reported by severity

severity scale		1	2	3	4	5	6
Sub-district level	sub-districts reported by sector severity			3		5	6
	sector PiN in reported sub-districts			176K		201K	1,268K
Community level	IDPs assisted at sub-district level by sector severity			3K		69K	351K
	communities reported by inter-sector (IS) severity			31	9	1	
	inter-sector PiN in reported communities			548K	216K	17K	
	IDPs assisted at community level by IS severity			335K	58K	30K	



Health - (medical procedures)



Number of medical procedures/ communities reported not in NW

- medical procedures

- Communities reported

Number of communities/sub-districts reported by severity

severity scale		1	2	3	4	5	6
Sub-district level	sub-districts reported by sector severity		5	35	20	11	
	sector PiN in reported sub-districts	54K	2,768K	2,041K	538K		
	medical procedures reported at sub-district level by sector severity		336K	448K	66K		

Top Activities of cluster

Activities	(medical procedures)
# OPD consultations	773,767
# referrals	10,386
# physical rehabilitation sessions supported	12,398
# mental health consultations	7,284

Notes and definitions

Inter-sector people reached for the reporting month:

People reached is the number of people provided with humanitarian assistance by one or more sectors [Food Security (Food baskets and livelihood), NFI/Shelter, WASH (HRP Only), ERL, Education, GBV, and Nutrition) for the month, taking the highest sector per community. People reached does not necessarily mean that all of their humanitarian needs are fully covered.

Inter-sector people reached since Jan-2019 to reporting month:

Cumulative people reached is the number of people provided with humanitarian assistance by one or more sectors [Food Security (Food baskets and livelihood), NFI/Shelter, WASH (HRP Only), ERL, Education, GBV, and Nutrition), taking the highest sector reach per community per month. People reached does not necessarily mean that all of their humanitarian needs are fully covered.

Note: Inter-sector reached figures are checked against population numbers and adjusted accordingly.

Funding source

UN: Assistance and services funded or implemented by a UN agency, or funded by a Humanitarian Fund (Country-based Pooled Fund)

Non-UN: Assistance and services implemented by a SNGO or INGO not funded by a UN agency or Humanitarian Fund (Country-based pooled fund)

Sector note

Food assistance includes food baskets, bread/wheat flour, cash/vouchers lifesaving and emergency food rations.

Food basket figures represent people assisted with food basket, cash & voucher lifesaving assistance

livelihoods: This figure includes agricultural inputs, small-scale food production, livestock asset restoration, animal health, income generating activities, provision of services and rehabilitation of relevant infrastructure.

NFI beneficiary needs are met with core and essential NFIs.

Medical procedures: OPD consultations at PHC and hospital, referral cases, mental health consultations, persons with disabilities supported and total deliveries.

Interventions in protection cluster's overall reach/overall reach figures represent the total number of distinct protection interventions conducted through the cluster's prevention, response and capacity building activities. It includes achievements from child protection (CP), gender-based violence (GBV), and mine action (MA) areas of responsibilities (AoRs) and it is calculated as the total of all indicators in the HRP.

Limitations:

- The reporting of "people reached" does not convey the type, scale and quality of assistance people have received. For example, people could have been "reached" through a delivery of a pack of NFIs or a complex protection intervention.
- There is a high likelihood of under-reporting of NGO cross-border work, especially the reach of projects by Syrian and International NGOs from Turkey.
- The report does not cover ICRC or Turkish Red Crescent assistance.

Number of people reported by Sex & Age (SADD)

	Girls	Boys	Women	Men
Education (cumulative)	31,483	33,741	770	1,363
Early Recovery (cumulative)*	153,876	178,527	243,595	209,898
FSL - Food Baskets *	213,430	247,621	337,866	291,132
FSL - Livelihood *	60,861	70,624	96,349	83,022
Shelter *	6,820	7,912	10,793	9,301
NFI *	16,482	19,117	26,095	22,480
WASH *	352,516	408,990	558,054	480,858
Nutrition	49,499	43,974	43,221	0
Protection - GBV	4,759	2,973	7,441	916
Protection (interventions)	47,558	40,892	31,677	13,556
CCCM - IDPs Tracked *	36,303	42,119	57,470	49,520
CCCM - IDPs Assisted *	82,826	96,095	131,119	112,981
Health (medical procedures)	N/A			

* Sex and age disaggregated data proportions are derived from HNO 2019.

Number of communities/people reached

	in north-west		Not in north-west	
	# of communities	people/Interventions	# of communities	people/Interventions
Education (Aug)	179	63,835	7	3,522
Early Recovery (Aug)	201	751,735	27	33,384
FSL - Food Baskets	266	1,087,657	1	460
FSL - Livelihood	303	310,791	2	96
Shelter	37	34,826	-	-
NFI	91	81,930	-	-
WASH	346	1,798,316	-	-
Nutrition	185	136,694	-	-
Protection - GBV	40	13,571	1	2,518
Protection (interventions)	313	122,477	6	7,399
CCCM - IDPs Tracked	361	185,412	-	-
CCCM - IDPs Assisted	41	423,021	-	-
Health (medical procedures)	-	-	-	-
INTER SECTOR REACH	793	1,993,174	22	8,091

Number of sub-districts reported by sector severity

	1	2	3	4	5	6
Education (cumulative)		1	6	30	19	
Early Recovery (cumulative)			18	43	4	
FSL - Food Baskets		1	7	25	3	
FSL - Livelihood		1	8	24	6	
Shelter			3	10		
NFI			11	10	4	
WASH		4	15	5	4	
Nutrition			15	20		
Protection - GBV			6	17		
Protection (interventions)			11	35	1	
CCCM - IDPs Tracked	4	15	6	1	5	6
CCCM - IDPs Assisted			3		5	6
Health (medical procedures)		5	35	20	11	

Number of communities reported by inter-sector severity

	1	2	3	4	5	6
Education (cumulative)	2	19	103	47	1	1
Early Recovery (cumulative)	1	17	136	62	5	1
FSL - Food Baskets		16	181	57	2	
FSL - Livelihood		18	182	78	2	1
Shelter			27	9		1
NFI		3	64	21		
WASH		20	230	60	1	
Nutrition		8	126	40	2	2
Protection - GBV						
Protection (interventions)						
CCCM - IDPs Tracked		21	231	63	4	1
CCCM - IDPs Assisted			31	9	1	
Health (medical procedures)						
INTER SECTOR COMMUNITIES REACHED	2	54	504	164	6	3
HNO PiN IN REACHED COMMUNITIES		116,974	1,897,198	807,818	63,616	97,869
INTER SECTOR PEOPLE REACHED	0	43,103	1,339,924	555,337	26,749	0