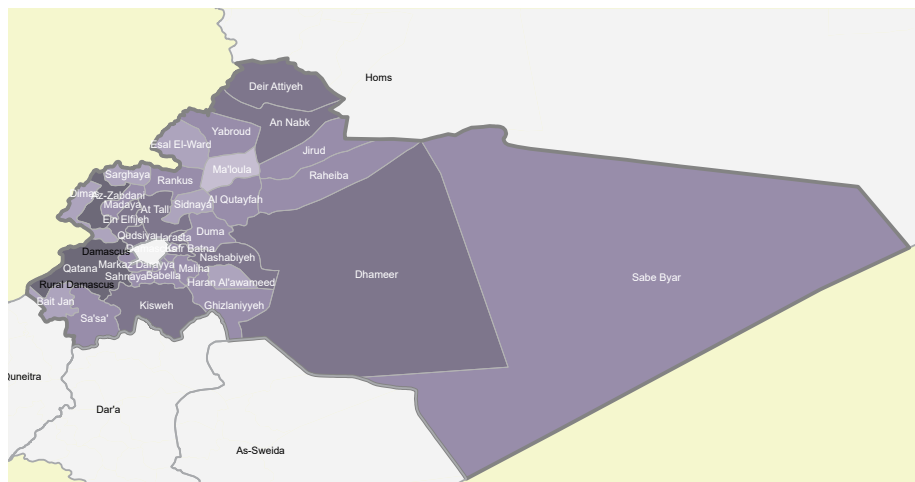


# Rural Damascus

## PROTECTION SEVERITY RANKING BY SUB-DISTRICT



Severity ranking by sub-districts considered 3 indicators:

- i) % of IDPs in the population;
- ii) conflict incidents weighted according to the extent of impact; and
- iii) population in hard-to-reach communities.

Severity ranks

- No problem
- Minor problem
- Moderate problem
- Major problem
- Severe problem
- Critical problem
- Catastrophic problem

## POPULATION DATA

	Number of Locations	0-4 Years	5-14 Years	15-17 Years	Total Children	% of Children	Total Population
Communities	243	-					
Overall Population	-	12%	22%	7%	1.3M	41%	3.3M
PIN	-	12%	22%	7%	1M	41%	2.5M
IDP	-	12%	22%	7%	533K	41%	1.3M
Hard to Reach Locations	17	12%	22%	7%	69K	41%	170K
Besieged Locations	25	12%	22%	7%	162K	41%	396K
Military Encircled Locations	46	12%	22%	7%	242K	41%	591K

\* estimates to support humanitarian planning processes only

## SUMMARY OF FINDINGS

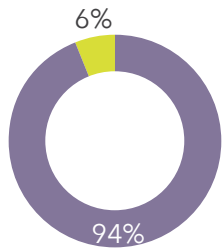
160 communities (66%) were assessed in Rural Damascus governorate.

- In 94 per cent of assessed communities, respondents reported child labour preventing school attendance was an issue of concern. Adolescent boys 15-17 years (92%) followed by adolescent boys 12-14 years (88%) were considered most affected population groups.
- In 55 per cent of assessed communities, respondents reported child recruitment was an issue of concern. Adolescent boys (34%) followed by boys <12 years (8%) were considered the most affected child population groups.
- In 81 per cent of assessed communities, respondents reported unaccompanied and separated children was an issue of concern. Adolescent boys (67%) followed by

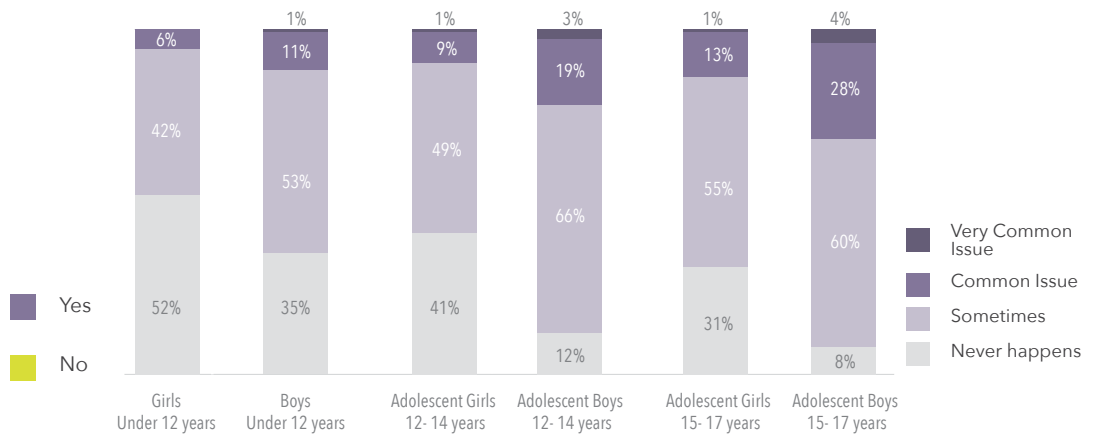
adolescent girls (62%) were considered the most affected child population groups.

- In 78 per cent of assessed communities respondents reported that family violence was an issue of concern. Adolescent boys (71%) followed by adolescent girls (70%) were considered the most affected child population groups.
- In 87 per cent of assessed communities, respondents reported child marriage was an issue of concern. Adolescent girls (86%) followed by adolescent boys (59%) were considered the most affected child population groups.
- In 89 per cent of assessed communities, respondents reported lack/ loss of civil documentation was an issue of concern. Adolescent boys (64%) followed by adolescent girls (62%) were considered the most affected child population groups.

## CHILD LABOUR

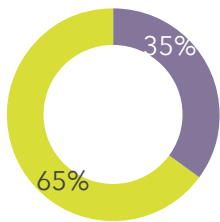


Percentage of assessed communities in which respondents reported Child Labour preventing school attendance

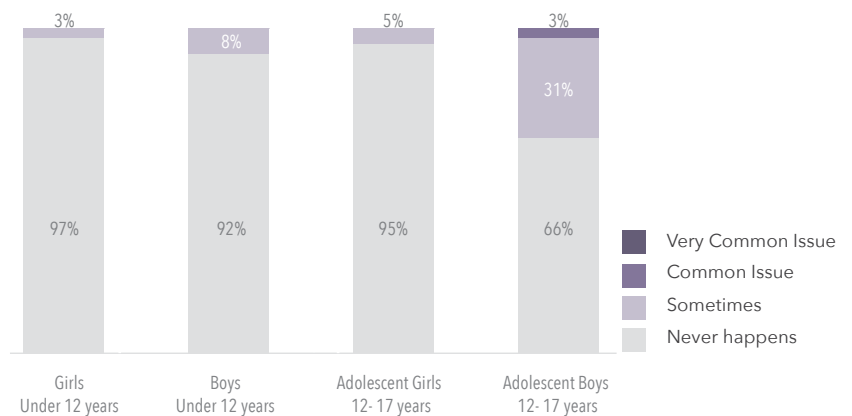


Percentage of assessed communities in which respondents reported Child Labour preventing school attendance; disaggregated by age and sex

## CHILD RECRUITMENT

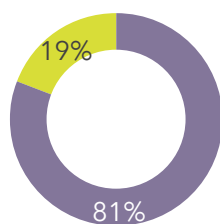


Percentage of assessed communities in which respondents reported the occurrence of Child Recruitment

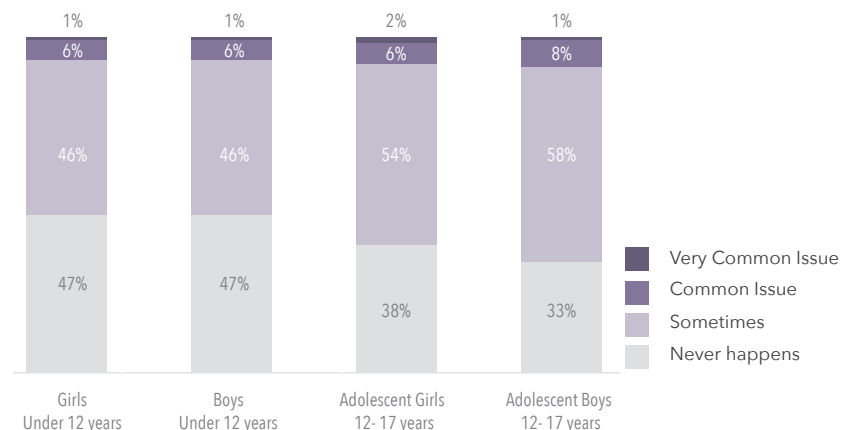


Percentage of assessed communities in which respondents reported the occurrence of Child Recruitment; disaggregated by age and sex

## UNACCOMPANIED AND SEPARATED CHILDREN

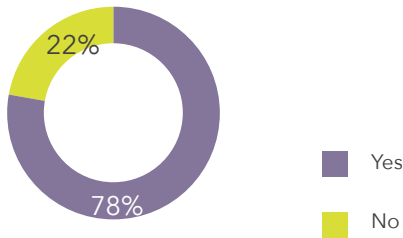


Percentage of assessed communities in which respondents reported the occurrence of Family Separation

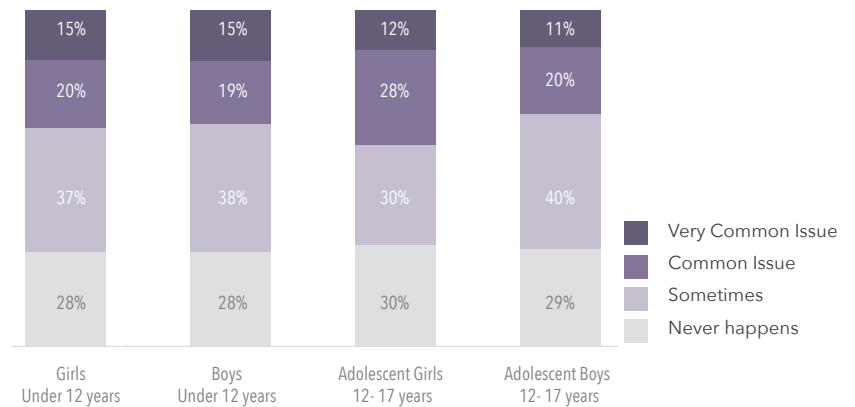


Percentage of assessed communities in which respondents reported the occurrence of Family Separation; disaggregated by age and sex

## FAMILY VIOLENCE

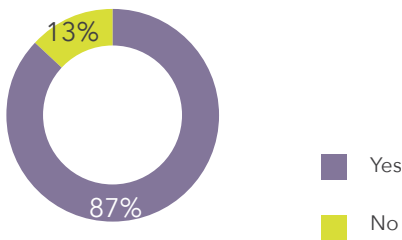


Percentage of assessed communities in which respondents reported the occurrence of Family Violence

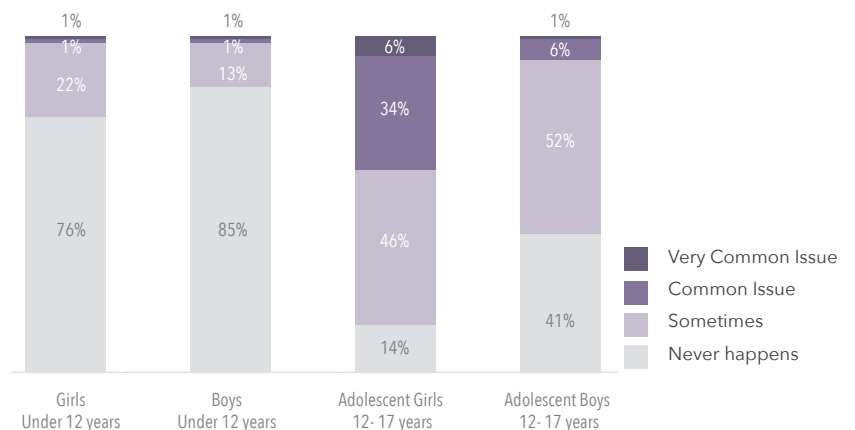


Percentage of assessed communities in which respondents reported the occurrence of Family Violence; disaggregated by age and sex

## CHILD MARRIAGE

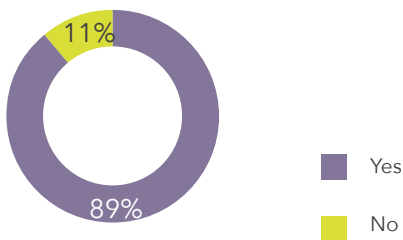


Percentage of assessed communities in which respondents reported the occurrence of Child Marriage

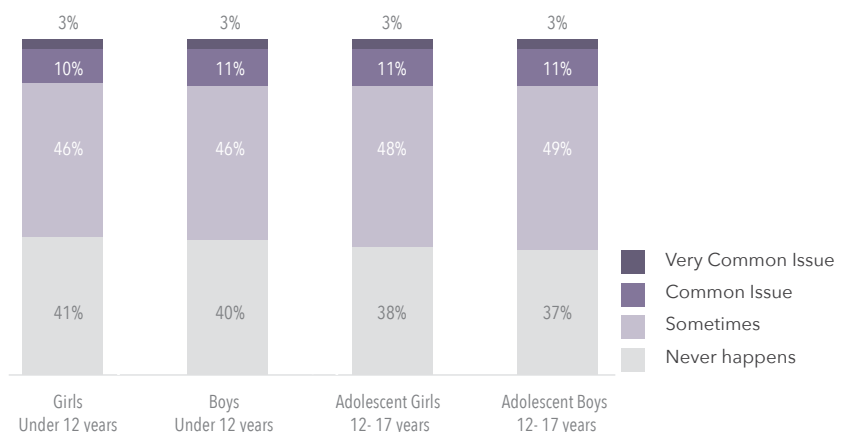


Percentage of assessed communities in which respondents reported the occurrence of Child Marriage; disaggregated by age and sex

## LACK/ LOSS OF CIVIL DOCUMENTATION (INCLUDING BIRTH REGISTRATION)



Percentage of assessed communities in which respondents reported the Lack/ Loss of Civil Documentation



Percentage of assessed communities in which respondents reported the Lack/ Loss of Civil Documentation; disaggregated by age and sex

("occurrence" refers to protection risks that were described as happening "sometimes"; or as being "common" or "very common")