



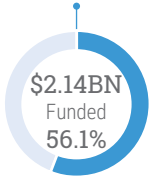
Total 2020 requirements

HRP/3RP/COVID-19

\$9.81BN

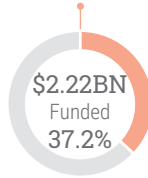
\$3.82BN

Syria Humanitarian Response Plan (HRP) and COVID-19 Requirements



\$5.99BN

Syria Regional Refugee and Resilience Plan (3RP) Requirement



11.06M people in need of humanitarian aid



6.7M internally displaced people



5.58M registered Syrian refugees



4.85M members of host communities - direct beneficiaries targeted

Syria Humanitarian Response Plan (HRP 2020)

by Sector (million \$)

| | Syria Humanitarian Response Plan | | | COVID-19 Response Plan | | | Funded |
|---------------------------------------|----------------------------------|-------|--------|------------------------|------|--------|--------|
| | Requirements | Gap | Funded | Requirements | Gap | Funded | |
| Food Security and Agriculture | 1120.5 | 549.4 | 571.1 | 37.8 | 29.7 | 8 | |
| Health | 443.2 | 302.9 | 140.3 | 158 | 88.8 | 69.1 | |
| Education | 264.4 | 167.3 | 97.1 | 27.4 | 22.3 | 5.2 | |
| Protection ⁵ | 377 | 289.9 | 87.1 | 12.8 | 6.1 | 6.7 | |
| Shelter / NFI | 569.9 | 494.5 | 75.4 | 33.2 | 32.2 | 1 | |
| WASH | 314.4 | 250.9 | 63.5 | 69.9 | 46.6 | 23.3 | |
| Nutrition | 79.3 | 57 | 22.3 | 10.9 | 10.9 | 0.0 | |
| Early Recovery and Livelihoods | 174.4 | 155 | 19.4 | 20.7 | 12.1 | 8.7 | |
| Coordination and Common Services | 52.5 | 41 | 11.5 | - | - | - | |
| Logistics | 11.8 | 4.3 | 7.4 | 0.4 | 0.2 | 0.2 | |
| Camp Coordination and Camp Management | 25 | 21.7 | 3.3 | 8.1 | 7.5 | 0.5 | |
| Emergency Telecommunications | 0.9 | 0.9 | 0 | - | - | - | |
| Not reported | - | - | 709.3 | - | - | 57.5 | |
| Multiple Field clusters (shared) | - | - | 140.6 | 5.1 | - | 9.4 | |

The boundaries and names shown and the designations used on this map do not imply official endorsement or acceptance by the United Nations.

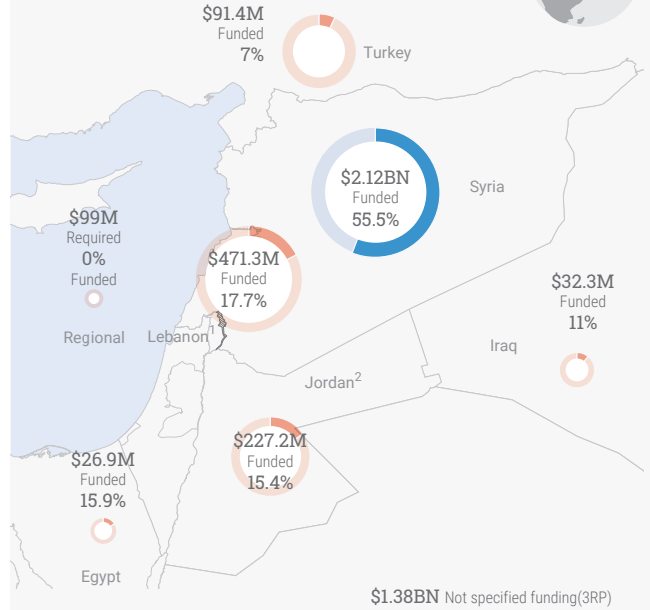
Feedback: ocharosyr@un.org www.unocha.org www.reliefweb.int

Source: FTS 1 March 2021

1 Lebanon's total needs reflect the total requirements of the LCRP 2020. The Lebanon Inter-Agency Appeal reflects UN and NGO requirements within the LCRP. The refugee and resilience breakdown is an estimate based on the overall sector appeal.

2 The Jordan Inter-Agency Appeal refers to the United Nations and NGO appeal in areas where they have a comparative advantage to leverage funding to support the Government of Jordan's JRP.

HRP and 3RP Requirements and Funding per country



Top 20 Donors (HRP and 3RP)

2020 (million \$)

| | 2020 (million \$) | HRP | 3RP | Other ³ |
|----------------------------------|-------------------|-----|-----|--------------------|
| United States of America | 1551.4 | 42% | 51% | 7% |
| European Commission ⁴ | 1103.1 | 16% | 34% | 50% |
| Germany | 964.8 | 41% | 52% | 7% |
| United Kingdom | 362.6 | 55% | 30% | 15% |
| Norway | 219.1 | 78% | 14% | 8% |
| Japan | 194.3 | 48% | 45% | 7% |
| Canada | 148.3 | 43% | 44% | 13% |
| Netherlands | 98.6 | 42% | 54% | 4% |
| Denmark | 78.3 | 37% | 10% | 53% |
| Sweden | 61.9 | 65% | 16% | 19% |
| France | 43.9 | 65% | 24% | 11% |
| United Arab Emirates | 38.7 | 25% | 0% | 75% |
| Switzerland | 38.3 | 19% | 39% | 42% |
| Italy | 34.3 | 67% | 13% | 20% |
| Belgium | 27.5 | 78% | 17% | 5% |
| Australia | 26.3 | 16% | 84% | 0% |
| Russian Federation | 23.3 | 99% | 1% | 0% |
| Ireland | 22.8 | 31% | 54% | 15% |
| Kuwait | 15.6 | 26% | 55% | 19% |
| Finland | 13.6 | 23% | 43% | 34% |

3 These funds are not attributed to HRP 2020 and 3RP 2020, it includes donor commitments and contributions outside these frameworks (to UN agencies, NGOs, or the Red Cross/Red Crescent Movement) in Syria and neighboring countries as reported to FTS and UNHCR.

4 Includes funding from the European Commission's Humanitarian Aid and Civil Protection Department and European Commission. Does not include European Commission - EU Facility for Refugees in Turkey.

5 "Protection" includes "Child Protection AoR", "Gender-Based Violence AoR" and "Mine Action AoR".

Data provided by the Financial Tracking System (FTS): <https://fts.unocha.org/> OCHA manages FTS, which records all humanitarian contributions, (cash, in-kind, multilateral and bilateral) to emergencies. FTS reflects funding flows received against the HRP as reported by donors and/or partners. In some cases funding received is under-reported. Please report your contributions to fts@un.org or through the on-line contribution report form at <https://fts.unocha.org/content/report-contribution>