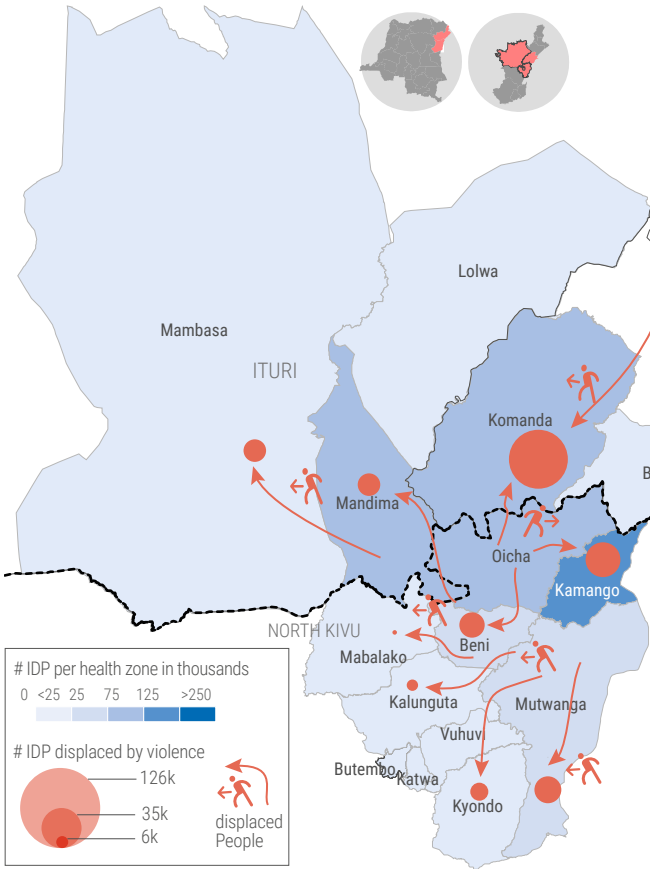


HUMANITARIAN SITUATION AS OF 31 DECEMBER 2019



HUMANITARIAN RESPONSE

	2018	2019	
	724,5k	795,4k ↑	People in need
	430,4k	525,8k ↑	Target

OTHER EFFECTS OF THE CRISIS

EDUCATION

- 12 Schools destroyed
- 185 332 Children deprived of education

HEALTH

- 6 Medical facilities attacked

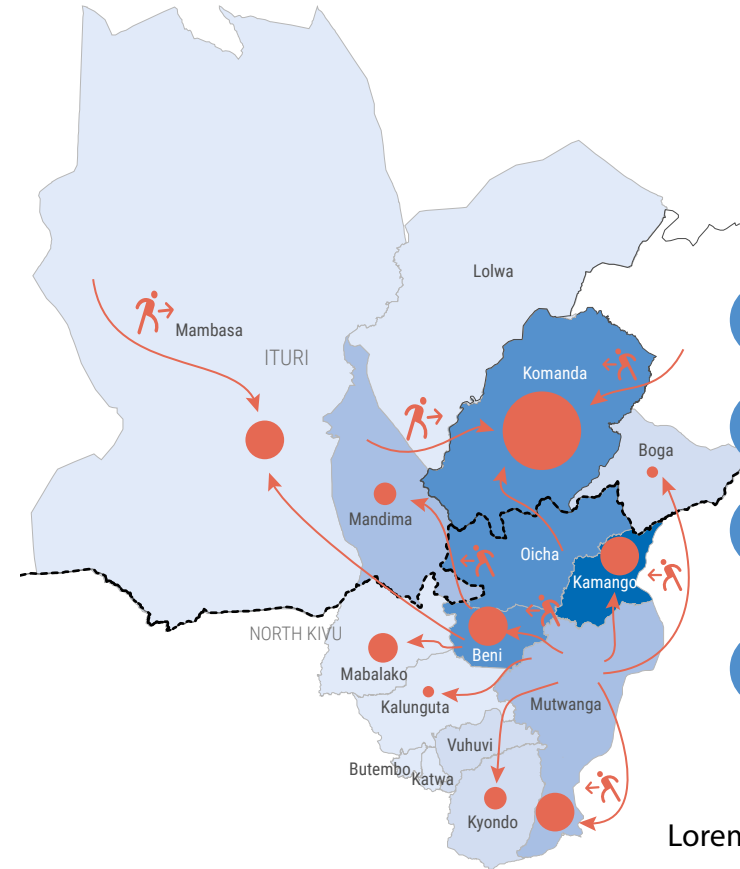
PROJECTS

- 14 Projects terminated due to lack of funding

OPERATIONAL PARTNERS

- 7 Actors left or relocated because of insecurity and lack of funding.

HUMANITARIAN SITUATION AS OF 31 DECEMBER 2020



HUMANITARIAN RESPONSE

	2020	2021 (planning figures)	
	819,3k ↑	903,9k ↑	People in need
	537,8k ↑	430,5k ↓	Target

OTHER EFFECTS OF THE CRISIS

EDUCATION

- 40 Schools destroyed
- 509 657 Children deprived of education

HEALTH

- 13 Medical facilities attacked

PROJECTS

- 33 Projects terminated due to insecurity and lack of funding

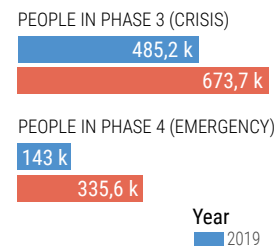
OPERATIONAL PARTNERS

- 28 Actors left the area or relocated and several announced their withdrawal because of insecurity and lack of funding.

Lorem ipsum

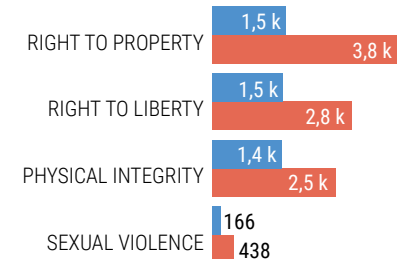
FOOD INSECURITY

EVOLUTION OF IPC PHASES

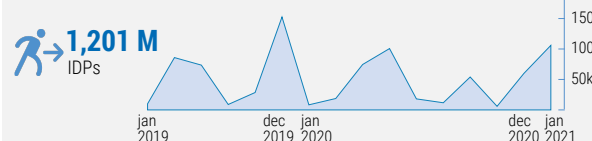


PROTECTION INCIDENTS

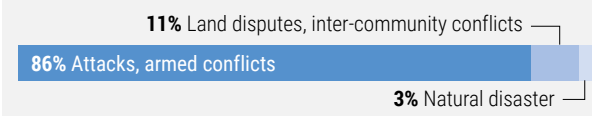
4,49k (2019) **9,51k** (2020)
TOTAL # OF PROTECTION INCIDENTS



EVOLUTION OF DISPLACEMENTS (last 24 months)

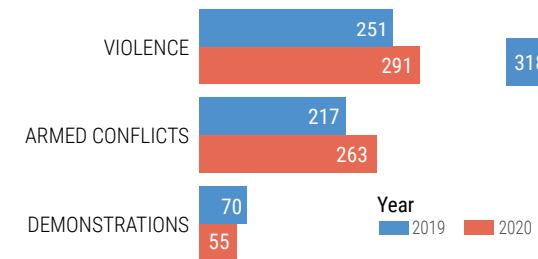


MAJOR CAUSES OF DISPLACEMENTS



SECURITY INCIDENTS

575 (2019) **645** (2020)
TOTAL # OF SECURITY INCIDENTS



EBOLA VIRUS DISEASE

3182 Cases
EVOLUTION OF THE 10th EOBLA OUTBREAK

