

DEMOGRAPHICS

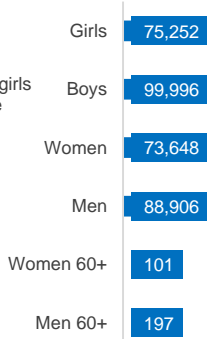
321,327

Individuals reached through specialized protection services including child protection, gender-based violence, housing land and property and mine action.




AGE AND GENDER BREAKDOWN

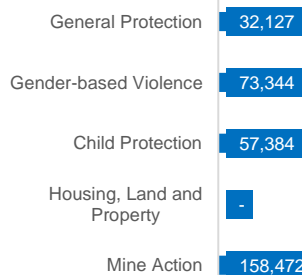
46% of the population reached are women and girls and 55% are children.



CATEGORY OF PERSONS OF CONCERN



CLUSTERS



GENERAL PROTECTION

of people identified or referred to specialized services



TARGET

GAP

N/A

N/A

of conflict-affected schools and healthcare facilities that have been reopened/liberated by military presence as result of protection negotiation and advocacy



100

0%

of times safe passage has been negotiated with parties to the conflict for civilians to leave conflict zones



10

100%

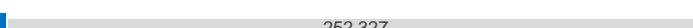
protection monitoring visits conducted countrywide.



400

100%

people reached through protection monitoring visits



252,327

100%



CHILD PROTECTION

of targeted girls and boys benefiting from age- and gender-sensitive psychosocial support activities



82,451

43%

of children and adolescents in humanitarian crisis receiving at least one of the child protection interventions



290,696

98%

#of targeted girls and boys benefiting from age- and gender-sensitive case management services



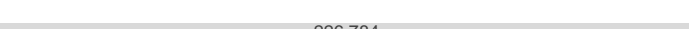
8,245

50%



GENDER-BASED VIOLENCE

of community members mobilized through community dialogues to prevent and respond to GBV



226,784

100%

An appropriate, coordinated response that provides necessary protection assistance to affected communities and people in a timely manner



235,722

100%

of targeted girls and boys benefiting from age and gender sensitive psychosocial support activities

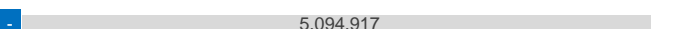


#DIV/0!



MINE ACTION


Land is cleared of known explosive hazards.



5,094,917

100%

of direct beneficiaries from the removal of known explosive hazards



130,303

100%

IDPs, returnees and non-displaced conflict affected people receiving MRE



409,047

100%



HOUSING, LAND AND PROPERTY

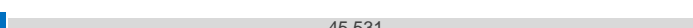
% of beneficiaries who report possessing civil documentation



80

100%

of individuals receiving information on HLP and LCD rights



45,531

100%