

2021

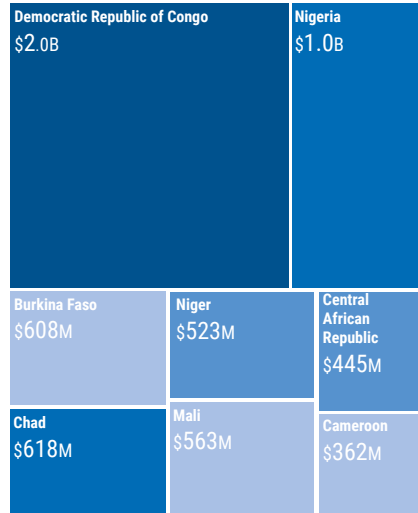
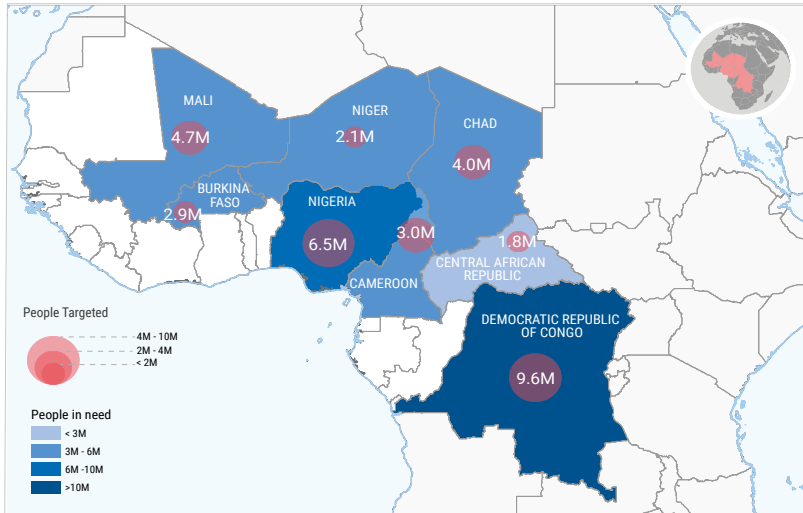
PEOPLE IN NEED (PIN)



PEOPLE TARGETED

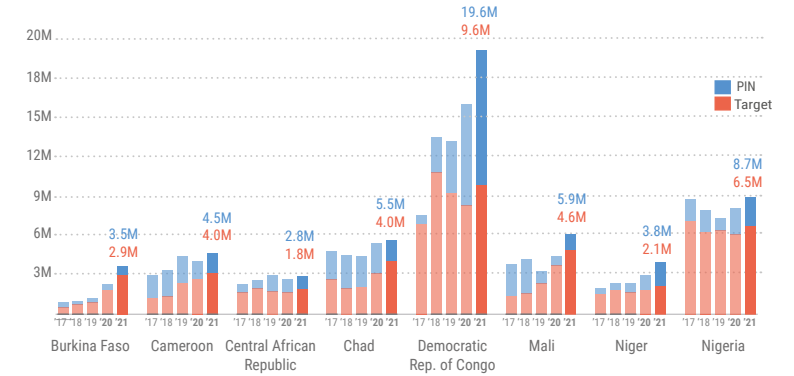


REQUIREMENT (US\$)

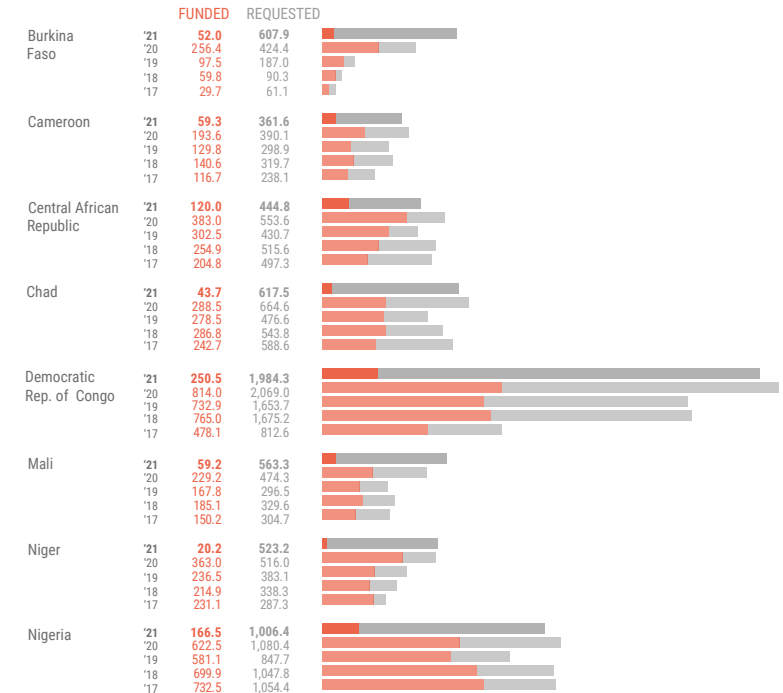


2017 - 2021

PEOPLE IN NEED & TARGET



FUNDING VS REQUIREMENT (in millions USD)



PIN PER SECTOR	Burkina Faso	Cameroon	Central African Republic	Chad	Democratic Rep. of Congo	Mali	Niger	Nigeria
CCCM ¹	955.8K	-	1.1M	438.7K	-	-	-	1.9M
ERL ²	-	3.2M	-	-	-	-	-	2.1M
Education	812.6K	1.9M	1.3M	1.3M	4.7M	558.4K	555.1K	1.1M
Food Security	2.9M	2.7M	2.3M	4.6M	19.6M	2.2M	2.0M	5.1M
Health	2.5M	1.9M	2.6M	1.7M	11.3M	1.8M	1.4M	5.8M
Nutrition	1.4M	479.7K	1.1M	3.8M	5.6M	1.1M	2.2M	1.5M
Protection	1.5M	991.8K	2.5M	539.6K	9.5M	3.5M	1.4M	4.1M
Protection: Child Protection	715.5K	1.1M	900.0K	-	4.2M	-	-	1.7M
Protection: GBV ³	666.8K	1.0M	1.1M	-	7.0M	-	-	1.5M
Shelter/NFI ⁴	1.4M	1.5M	-	876.2K	7.7M	821.5K	862.6K	2.3M
WASH ⁵	2.5M	1.7M	2.5M	2.0M	7.9M	2.2M	1.9M	2.9M
MS for Non-Refugees*	-	-	-	-	-	-	-	-
MS ⁶ for Refugees	17.9K	692.8K	160.0K	481.6K	527.0K	144K	-	-
TOTAL**	3.5M	3.9M	2.6M	5.5M	19.6M	5.9M	3.8M	8.7M

1. Camp Coordination & Camp Mgt. 2. Early Recovery and Livelihoods 3. Gender-Based Violence 4. Non-Food Items 5. Water, Sanitation & Hygiene 6. Multi-Sectoral Response
 **The total is not the sum of the column, since the same person may appear several times

⁷ Funding requirement from FTS as of 26 of April 2021.

The boundaries and names shown and the designations used on this map do not imply official endorsement or acceptance by the United Nations.