

HUMANITARIAN SITUATION

The humanitarian situation remains complex. The majority the population is in need of humanitarian assistance and protection, while 1 out of 4 Central Africans had to leave their homes. CAR remains one of the most dangerous countries in the world for humanitarian workers. 306 incidents affected humanitarian personnel during the year, with 5 humanitarian workers killed and 42 injured. Despite this challenging operating environment, emergency humanitarian assistance was provided to approximately 1.1 million people in at least one sector of intervention.



STRATEGIC OBJECTIVES

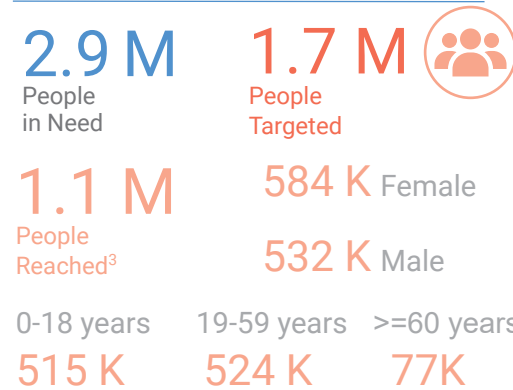
- 1- Save Lives.
- 2- Respect Basic Rights.
- 3- Preserve Human Dignity.

MAJOR CONSTRAINTS

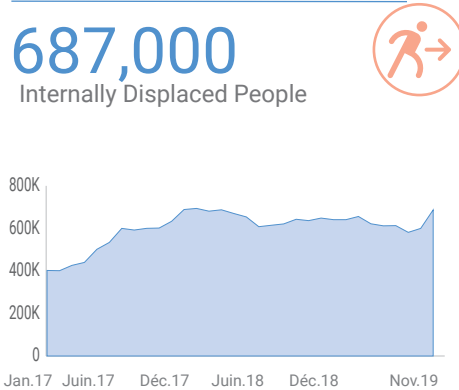
- Despite the signing of the Political Agreement for Peace and Reconciliation in February 2019, serious violations and abuses of human rights and international humanitarian law persist.
- Physical access and security challenges hinder the rapid delivery of humanitarian assistance.
- The dynamics of population movements remain fluid.
- Government capacity to provide basic services is limited

KEY FIGURES

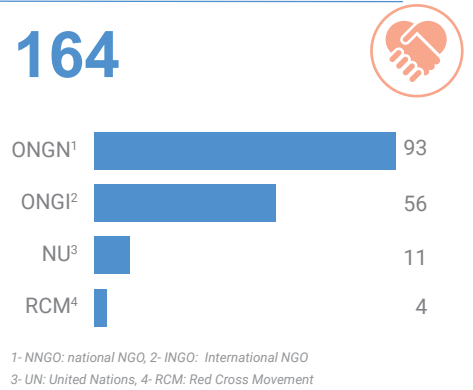
TARGET POPULATION¹



DISPLACED²

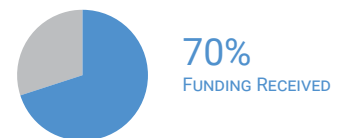
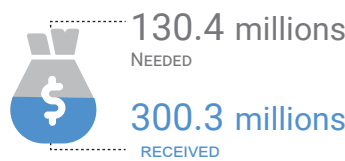
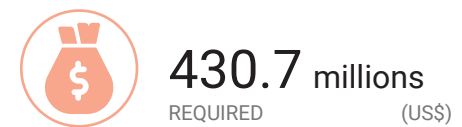


TYPE OF ORGANISATION



FUNDING : HUMANITARIAN RESPONSE PLAN 2019

Updated 29 OCTOBER 2019 (Financial Tracking Service)



Clusters (millions US\$)

Cluster	Sector Funding Requirement
Food Security	168.3
Education	40.0
Protection	39.5
WASH***	35.0
Health	28.8
Nutrition	26.0
Reponse Plan for Refugees	22.9
Shelter/NFI*/CCCM**	22.5
Logistics	21.9
Livelihood and Community Stabilization	12.4
ETC****	1.5
Not Specified	---
Multiple Field Sectors (Shared)	---
Coordination	11.9

Cluster	Funding received by clusters (%)	Actual	Required
Food Security	47.9%	80.7	87.6
Education	30.2%	12.1	27.9
Protection	48.7%	19.3	20.2
WASH	30.9%	10.8	24.2
Health	56.7%	16.3	12.4
Nutrition	80.2%	20.8	5.2
Reponse Plan for Refugees	6.0%	1.4	21.5
Shelter/NFI/CCCM	42.7%	9.6	12.9
Logistics	89.3%	19.6	2.3
Livelihood and Community Stabilization	95.9%	11.9	0.5
ETC	40.4%	0.6	0.9
Not Specified	---	58.3	---
Multiple Field Sectors (Shared)	---	29.6	---
Coordination	81.0%	9.6	2.3


Top 10 Donors (millions US\$)

USA	117.9
Allemagne	29.7
Commission Européenne	22.4
UK	15.2
Suède	13.9
Fonds BEKOU	7.7
Irlande	7.4
Canada	6.8
France	6.3
Danemark	5.6

1= Humanitarian Response Plan 2019 2= Population Movement Commission Report (CMP) as of 31 July 2019 3= Highest number of people reached by Cluster at least once
*NFI = Non Food Items **CCCM = Camp Coordination Camp Management ***WASH= Water Sanitation and hygiene ****ETC = Emergency Telecommunication


CLUSTERS ACHIEVEMENTS

SHELTER/NFI/CCCM

500,000 Targeted		Indicators	Type	Target	Reached	Reached/Targeted
<p>61%</p> <p>Reached/Targeted</p>  <p>302,224 Reached</p>	<p>Disaggregated by sex</p> <ul style="list-style-type: none"> 158,000 Female 144,224 Male 	# of households (disaggregated by gender of head of household) having benefitted from basic non-food items, disaggregated by type of distribution	Individual	90,000	54,138	60%
	<p>Disaggregated by age</p> <ul style="list-style-type: none"> 129,380 0-18 years 156,293 19-59 years 16,551 >=60 years 	# of households (disaggregated by gender of head of household) having benefitted from NFI distribution	Individual	75,045	44,601	59%
		# of people living in IDP sites (disaggregated by gender of the head of household) having access to at least one basic minimum services (WASH, health and protection)	Individual	191,380	148,016	77%


For more Information, Please Contact : adjahoss@unhcr.org / lbadio@iom.int

Water, Sanitation and Hygiene

1,360,000 Targeted		Indicators	Type	Target	Reached	Reached/Targeted
<p>54%</p> <p>Reached/Targeted</p>  <p>729,944 Reached</p>	<p>Disaggregated by sex</p> <ul style="list-style-type: none"> 372,297 Female 357,697 Male 	# of affected people (disaggregated by gender and age) having received adequate sanitation to respond their vulnerability(ies)	Individual	428,934	306,597	71%
	<p>Disaggregated by age</p> <ul style="list-style-type: none"> 394,197 0-18 years 306,597 19-59 years 29,200 >=60 years 	# of affected people (disaggregated by gender and age) who have benefited from hygiene kits according to the standards of the WASH cluster	Individual	428,934	328,497	77%
		# of people affected (disaggregated by gender and age) having benefited from temporary water to respond to their vulnerability(ies)	Individual	851,081	343,097	40%

For more Information, Please Contact : amba@unicef.org / eahcluster@cf-actioncontrrelafaim.org

Education

600,000 Targeted		Indicators	Type	Target	Reached	Reached/Targeted
<p>68%</p> <p>Reached/Targeted</p>  <p>406,930 Reached</p>	<p>Disaggregated by sex</p> <ul style="list-style-type: none"> 187,904 Female 219,478 Male 	# of out-of-school children (disaggregated by gender) who have benefited from educational opportunities through Stages and host schools	Student	160,000	129,717	81%
	<p>Disaggregated by age</p> <ul style="list-style-type: none"> 404,110 0-18 years 2,820 19-59 years NA* >=60 years 	# of learners (% girls and boys) having benefited from school materials distributed by humanitarian actors	Student	590,000	336,321	57%
		# of adolescents (disaggregated by gender) who have received literacy and life skills training	Student	62,000	7,834	13%

For more Information, Please Contact : corhuhune@unicef.org / leo.alvin@acted.org / nsengiyumva.innocent@nrc.org / bniyonsaba@unicef.org * NA: not applicable

Logistic

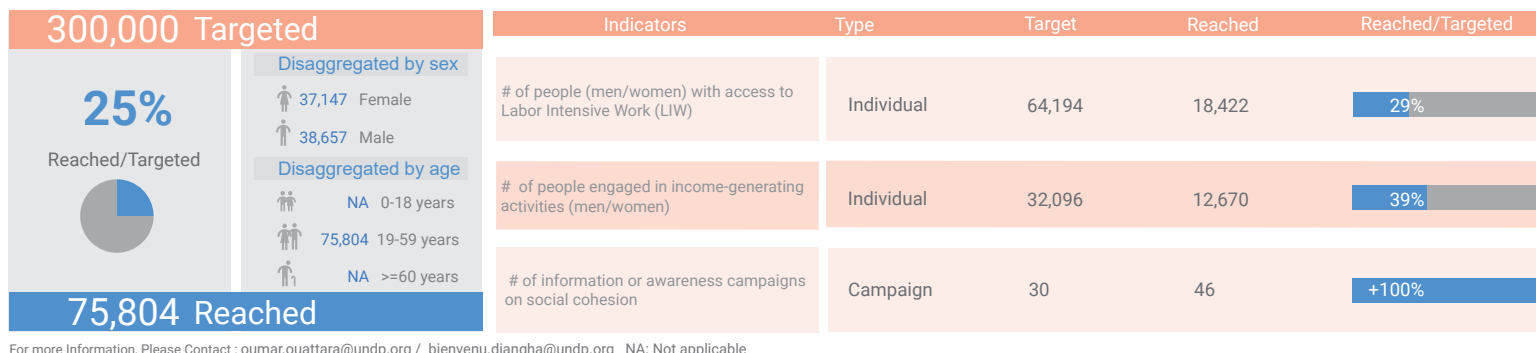
139 Organisations Targeted		Indicators	Type	Target	Reached	Reached/Targeted
<p>139</p> <p>Organisations Targeted</p>	# of MT of cargo transported	MT	1,560	2,859*	+100%	
	# of m3 of stored inputs	Input	16,200	22,106	+100%	
	# of passengers transported by air	Passenger	20,000	23,857	+100%	

For more informations, Please contact: katja.hildebrand@wfp.org / hannah.rees@wfp.org

* 267 MT by the air freight service and 2 592 MT by the road service

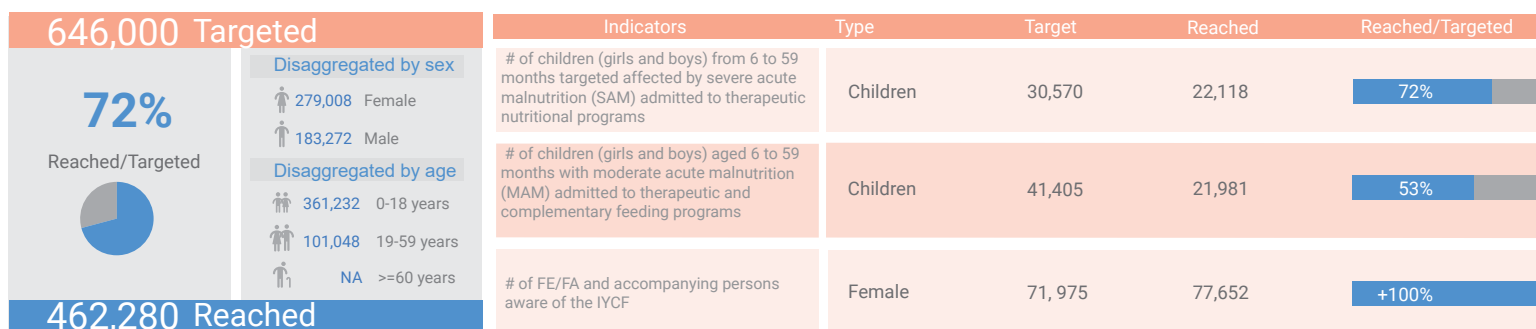
CLUSTER ACHIEVEMENTS

Livelihoods and Community Stabilisation




For more Information, Please Contact : oumar.ouattara@undp.org / bienvenu.djangha@undp.org NA: Not applicable

Nutrition



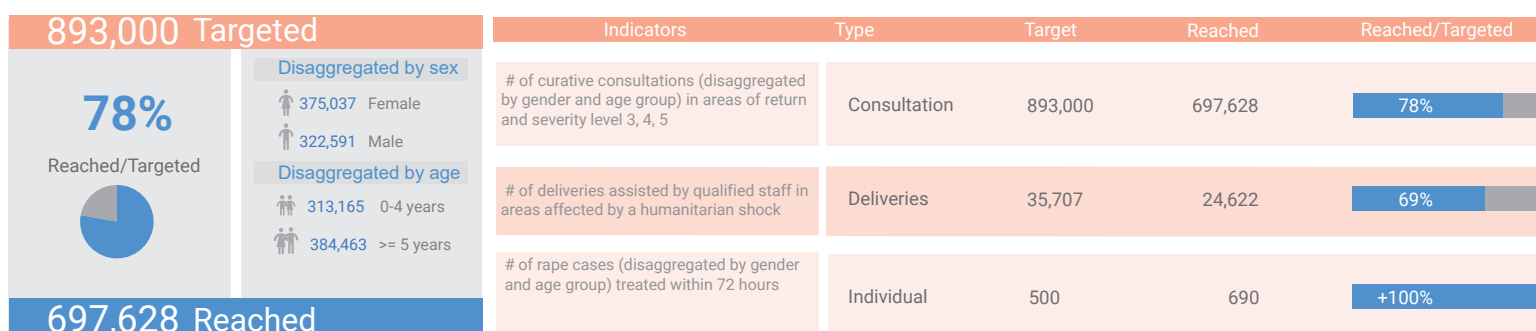
For more Information, Please Contact : yznigdo@unicef.org / cofacilitateurclusternutca@gmail.com / jdouam@unicef.org NA: Not applicable

Protection



For more Information, Please Contact : ajaruwa@unhcr.org / yiyo.tolno@nrc.no / ltraore@unfpa.org / bnkono@unicef.org *: The reached value has decrease due to an error occurred in the preview report.


Health



For more Information, Please Contact : fotsingri@who.int / elibiringaninedr@gmail.com / peguymass@gmail.com

CLUSTER ACHIEVEMENTS

Food Security

1,600,000 Targeted		Indicators	Type	Target	Reached	Reached/Targeted
<p>70%</p> <p>Reached/Target-</p> 	<p>Disaggregated by sex</p> <ul style="list-style-type: none"> 584,666 Female 532,929 Male 	# of affected people (disaggregated by gender) having received food assistance	Individual	600,000	706,091	+100%
	<p>Disaggregated by age</p> <ul style="list-style-type: none"> 515,700 0-18 years 524,315 19-59 years 77,580 >=60 years 	# of people (disaggregated by gender) who benefited from the distribution of food coupons	Individual	110,000	270,007	+100%
		# of people having received assistance with market gardening inputs	Individual	55,000	141,500	+100%
	1,117,598 Reached					

For more Information, Please Contact : ferdinand.bealem@acted.org / hajar.anbar@wfp.org

Emergency Telecommunication

<p>50</p> <p>Organisations Targeted</p>	Indicators	Type	Target	Reached/Targeted	
	# of sites and hotspots equipped with VHF/HF network and Internet	Area	11	11	100%
	# of sites with the rate of service availability	Area	11	9	82%
	% of satisfied service users	Users	500	465	93%

For more Information, Please Contact : mohamedouabou.ndiath@wfp.org / CAR.ETC@wfp.org / elizabeth.millership@wfp.org