

### SITUATION OVERVIEW

In 2019, 1.77 million people need humanitarian assistance in Burundi, including some 125,000 internally displaced people and 78,000 refugees from the Democratic Republic of Congo. This corresponds to a 32 per cent decrease in the number of people in need in comparison to 2018. This is mainly due to some improvements seen in 2018, particularly in the areas of food insecurity, nutrition, health and displacement. In 2019 humanitarian organizations are planning to reach 710,000 people with life-saving assistance, according to the Humanitarian Response Plan. In the first quarter of the year, humanitarian organizations assisted an estimated 341,000 people mainly through food assistance, nutritional supplements, malnutrition treatment, protection and WASH-related services. This year the humanitarian partners are appealing for \$106 million USD for 61 projects to be implemented by 28 organizations, including the United Nations and international/national NGOs. As of 30 March 2019, 25.9 million (24 per cent) of the funds have been received.

### KEY FIGURES

#### PEOPLE IN NEED [HRP 2019]

**1.77 million**

Women, children and men are in need of humanitarian assistance in 2019.



#### PEOPLE TARGETED [HRP 2019]

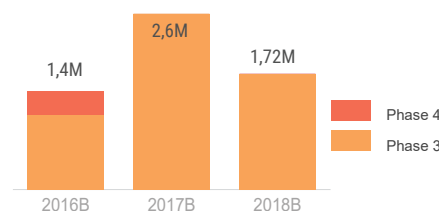
**710,000**

Women, children and men are targeted by the humanitarian plan in 2019.



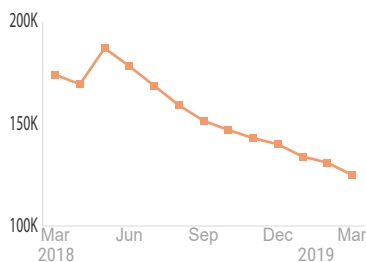
#### FOOD INSECURITY [Aug. 2018]

**1.72M** people estimated to be food insecure



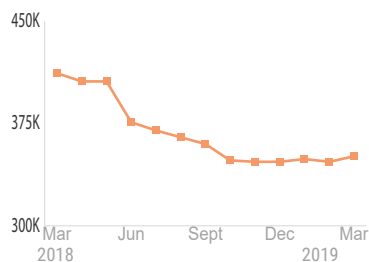
#### DISPLACED PEOPLE [Mar. 2019]

**125K** Internally Displaced Persons



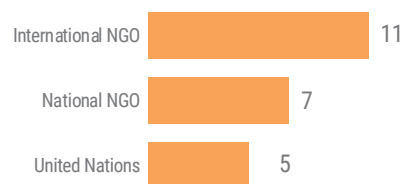
#### REFUGEES [Mar. 2019]

**351k** Burundian refugees in neighboring countries

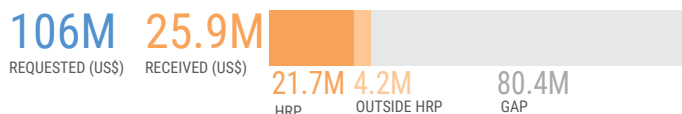


#### OPERATIONAL PRESENCE [Mar. 2019]

**23** Organisations reported humanitarian activities from January to March.

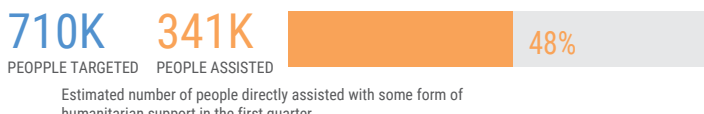


### FUNDING: 2019 HRP



SECTOR	REQUIREM.	FUNDING
REPATRIATION PLAN	31.4M	600K / 30.8M
REFUGEE RESPONSE	23M	830K / 22M
FOOD SECURITY	18M	16M / 2M
SHELTER AND NFI	11.6M	0 / 11.6M
PROTECTION	8.5M	160k / 8.3M
NUTRITION	5M	0 / 5M
HEALTH	4.4M	1.2M / 3.2M
WASH	1.5M	600K / 0.9M
COORDINATION	1.6M	600k / 0.9M
EDUCATION	1.2M	0 / 1.2M

### PEOPLE REACHED



SECTOR	People Targeted	People Reached
REPATRIATION PLAN	8%	116K / 9K
REFUGEE RESPONSE	0%	90K / unknown
FOOD SECURITY	68%	500k / 341K
SHELTER AND NFI	1%	235K / 3K
PROTECTION	12%	311K / 38K
NUTRITION	67%	126K / 84K
HEALTH	0%	155K / 0
WASH	87%	103K / 90K
COORDINATION	N/A	N/A / N/A
EDUCATION	2%	110K / 1.7K

## STRATEGIC OBJECTIVES

**1 Provide life-saving assistance to the most vulnerable populations to reduce acute needs and contribute to resilience building efforts:** Humanitarian programming will prioritize the provision of assistance to those with one or more vulnerability trait among IDPs, returnees, severely food insecure, children under five who are acutely malnourished or at risk of acute malnutrition, victims of natural disasters as well as Congolese refugees in Burundi. Humanitarian assistance constitutes the first “pillar” of the resilience framework under development, which aims at increasing the resilience of the Burundian people to better cope with shocks and ultimately to reduce needs. The response in 2019 will include access to quality basic services, such as nutrition, protection, NFI/shelter, WASH and health as well as food assistance to those severely food insecure.

**2 Ensure the protection of the affected people throughout the humanitarian programming cycle:** Humanitarian action will be guided by the notion of centrality of protection to guarantee that the rights of the affected people will be respected and their dignity preserved. Protection will be mainstreamed throughout the sectors along with gender and age and will be considered in needs assessments, program design and response monitoring. Through the adoption of the HCT Protection Strategy, humanitarian actors are committed to ensure that those with protection needs will be targeted through humanitarian action to address critical protection concerns.

## Education



110K people targeted

1.7K people reached\*

2%



0% funding coverage\*\*

KEY INDICATORS	TARGET	REACHED	RESPONSE COVERAGE
# of children attending remedial classes	96.8K		0%
# of children who received school kits	96.8K	1.7K	2%
# of classrooms equipped/realistic/equipped	70	71	101%
# of educational staff trained on children rights and on the prevention and mitigation of GBV in emergency	1.4K	6	0%
# of members of educational communities trained in conflict prevention and management	1.4K	41	3%
# of people sensitized on the risks related to protection in the school environment	98.1K	118	0%
# of people trained in disaster preparedness and management taking into account the different challenges	1.4K		0%
# of schools with complete WASH kits available	62	16	26%
# of teachers who received teacher kits	1.4K		0%
# of temporary classrooms built and equipped	62		0%
# of training on disaster preparedness and management, taking into account the different challenges...	7		0%
# of traumatized children referred to specialized care centres	54	14	26%

## Food Security



500K people targeted

341K people reached\*

68%



89% funding coverage

KEY INDICATORS	TARGET	REACHED	RESPONSE COVERAGE
# of IPC analysis reports completed	2		0%
# of market studies conducted	4	46	1150%
# of people who received an agricultural kits	94.3K	35.6K	38%
# of people who received cash transfers	500.2K		0%
# of people who received food rations	500.2K	180.7K	36%
# of project participants who benefited from income generating activities	94.3K	13.2K	14%
# of project participants who have developed and practiced fungus farming	14.1K	3.1K	22%
# of project participants who have developed and practiced intensive vegetable gardening	94.3K	2.4K	3%
# of project participants who received conditional cash	48.0K	2.3K	5%
# of women and men beneficiaries who report that they are satisfied with the food assistance received	450.2K	376.6K	84%
% of distribution sites for which a committee of beneficiaries has been set up (60% participation by women)	100	3	1%

\* The number of people reached per sector is an estimation;

\*\* Some partners have used internal funds in the absence of donor contribution, hence the disparity between % funded and % reached;

\*\*\* No activities reported in the current period

### Health

 155K people targeted      0 people reached\*\*\* 0%       27% funding coverage



KEY INDICATORS	TARGET	REACHED	RESPONSE COVERAGE
# of children vaccinated	86.1K		
# of community health workers trained	2.0K		
# of girls and women assisted with basic and comprehensive emergency obstetric and neonatal care	20.5K		
# of health facilities that have not experienced stock-outs of essential drugs, medical equipment and...	52		
# of monitoring reports received on time	411.8K		
# of people sensitized about health risks	156.2K		
# of people trained	89		
# of people who have received quality medical care	156.2K		
# of survivors of GBV who have received medical care	5.8K		
# of women of reproductive age vaccinated	36.8K		

### Nutrition

 126K people targeted      84K people reached\* 67%       0% funding coverage\*\*

KEY INDICATORS	TARGET	REACHED	RESPONSE COVERAGE
# of children screened for malnutrition during the lean season	958.7K	135.9K	14%
# of focus groups conducted with nutrition beneficiaries	24		0%
# of girls and boys with moderate acute malnutrition benefiting from stimulation interventions	1.6K		0%
# of male and female providers trained in nutritional care	885	91	10%
# of malnourished pregnant and lactating women supplemented	31.3K	68.9K	220%
# of new cases of moderate acute malnutrition supplemented	46.8K		0%
# of new cases of severe acute malnutrition treated	32.5K	15.7K	48%
# of new nutritional centres created in priority areas	120		0%
# of new SSNs created in priority areas	60		0%
# of nutritional centres offering stimulation and wake-up care for children with SAM	6		0%
# of sentinel sites reporting on malnutrition screening	540	33	6%
# of vulnerable households receiving cash or other social transfers during the lean season to reduce the risk...	6.1K	28.2K	461%

### Protection

 311K people targeted      38K people reached\* 12%       2% funding coverage\*\*

KEY INDICATORS	TARGET	REACHED	RESPONSE COVERAGE
# of awareness and advocacy events organized	8	176	2200%
# of girls and boys who have had access to at least one of the following child protection services: psycho, medical, legal, family...	186.2K	2.3K	1%
# of humanitarian team members trained on ISSPs	120		0%
# of IDPs whose protection needs and/or prospects for durable solutions to their displacement are directly identified (primary data)	68.8K		0%
# of local actors (individuals) who have been trained in prevention, emergency response, and/or protection monitoring...	600	1.1K	186%
# of monitoring reports on the protection situation, including internal displacement and border monitoring, prepared and shared	30		0%
# of organizations that integrate specific WSSP activities and indicators into their interventions including the signing of the WSSP...	60		0%
# of people with access to socio-economic reintegration opportunities through local initiatives and community structures...	23.6K	1.2K	5%
# of presentations on the protection situation made by the Sector to the EHP or donors, based on the monitoring of the...	8		0%
# of repatriated girls and boys, internally displaced persons and members of host communities who have received their birth certif.	60.0K	4.4K	7%
# of survivors of GBV who have had access to at least one of the care services (medical, psychosocial, legal, material, including...	5.8K	4.0K	69%
# of vulnerable persons among the targeted categories who have access to an emergency protection service other than GBV and...	31.2K	24	0%
# of vulnerable women and girls among the targeted categories who have benefited from dignity, security or other NFI kits through...	77.8K	2.0K	3%
# of women and girls who survived GBV and received cash assistance.	3.9K	125	3%
# of women, men, girls, boys and girls who participated in the awareness sessions	311.2K	27.1K	9%

### Repatriation plan

 116K people targeted      **9K** people reached\*    **8%**       **2%** funding coverage\*\*



KEY INDICATORS	TARGET	REACHED	RESPONSE COVERAGE
# of people who received food assistance	116.0K	9.0K	8%
# of people who have benefited from transport from transit centres to places of return.	116.0K	9.0K	8%
# of people who have benefited from medical services	38.0K		0%
# of people who have benefited from civil records services	116.0K	9.0K	8%
# of people visited by the surveyors	116.0K	9.0K	8%
# of transit centres built/expanded			
# of people who have benefited from the 3-month Protection Package	116.0K	9.0K	8%

### Shelter/NFI

 235K people targeted      **3K** people reached\*    **1%**       **0%** funding coverage\*\*

KEY INDICATORS	TARGET	REACHED	RESPONSE COVERAGE
# of heads of households who have benefited from the construction of a shelter who are surveyed on their...	25.2K	194	1%
# of households that received cash to purchase non-food items	5.5K		0%
# of households that received improved kitchens	9.0K		0%
# of households that received non-food items	12.8K	598	5%
# of households who received building materials to repair their homes	8.9K	750	8%
# of households who received cash for renting a dwelling or supporting their accommodation	12.3K	1.6K	13%
# of households who received cash to build a semi-permanent shelter	1.0K		0%
# of households who received cash to build an emergency shelter	5.0K		0%
# of households who received construction materials to build an emergency shelter	5.0K		0%
# of households who received documents property certificates of their land or house	21.6K		0%
# of households who received materials to build a semi-permanent shelter	1.0K		0%
# of surveys conducted to households that have received non-food items	2.7K		0%
# of women and men sensitized on disaster risk reduction and mitigation	8.5K	50	1%
# of women and men trained in construction techniques	6.0K		0%
# of women and men who received cash to build or repair houses	20.3K		0%
# of women, men who received cash to repair their houses	8.9K	750	8%
# of women, men, elderly and people with vulnerable disabilities who are not able to build houses that...	5.1K		0%

### WASH

 103K people targeted      **90K** people reached\*    **87%**       **40%** funding coverage

KEY INDICATORS	TARGET	REACHED	RESPONSE COVERAGE
# of displaced women, girls, boys and men, returnees and/or victims of natural disasters sensitized on good...	102.9K	90.0K	87%
# of displaced/repatriated girls who received intimate hygiene kits	12.8K	1.5K	12%
# of health facilities with separated latrines for men and women	10	1	10%
# of health facilities with water points	10	1	10%
# of households that received NFI/WASH kits	4.1K		0%
# of latrines built according to standards	1.0K	40	4%
# of schools benefiting from water points	10	1	10%
# of schools with separated latrines for girls and boys	10	1	10%
# of water points built/rehabilitated	103	8	8%
# of women and men members of committees trained in management and maintenance of WASH facilities	515	83	16%
# of women, girls, boys, men, the elderly and people with reduced mobility with access to safe drinking water	102.9K	1.5K	1%
# of women, girls, men, boys, elderly and persons with reduced mobility with access to adequate latrines	102.9K		0%