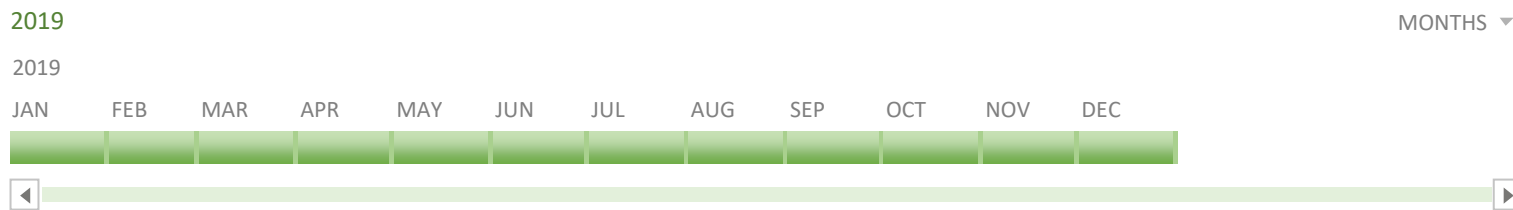


## Screening Information (Jan-Dec 2019)

<b>Children Screening</b>		OTP Reported:	<b>988</b>	<b>PLW Screening</b>	
Male_Screened	3364376	SC Reported:	<b>58</b>	Pregent_Screer	1897488
Female_Screen	3539584	TSFPs Reported:	<b>1030</b>	lactating_Scree	2067162

### PatientDate

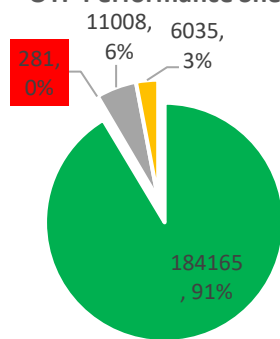


## Program Information (Jan-Dec 2019)

Total SAM Admission		Total PLW Admission		Total MAM Admission	
SAM Target:	<b>220680</b>	PLW Target:	<b>316762</b>	MAM Target:	<b>486821</b>
Female	123985	Lactating	211725	Female	279496
Male	113696	Pregrent	214628	Male	244026
<b>Grand Total</b>	<b>237681</b>	<b>Grand Total</b>	<b>426353</b>	<b>Grand Total</b>	<b>523522</b>
Achivement:	<b>108%</b>	Achivement:	<b>135%</b>	Achivement:	<b>108%</b>

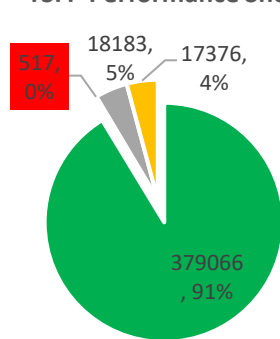
## Performance Indicators (Jan-Dec 2019)

OTP Performance Sheets



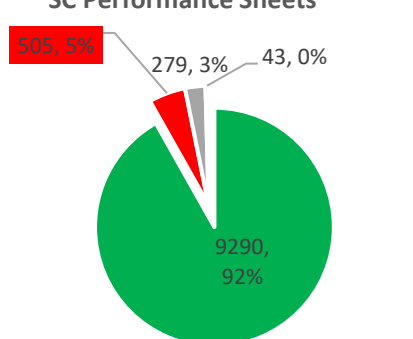
■ Cured ■ Death ■ Deafulters ■ Non Responder

TSFP Performance Sheets



■ Cured ■ Death ■ Deafulters ■ Non Responder

SC Performance Sheets



■ Cured ■ Death ■ Deafulters ■ Non Responder

## MIYCN Indicators (Jan-Dec 2019)

Sum of Pregnant women attended individual counselling sessions	449747
Sum of Lactating women and caretakers of children <6 months attended individual counselling sessions	476772
Sum of Lactating women and caretakers of children 6-24 months attended individual counselling sessions	757851

