

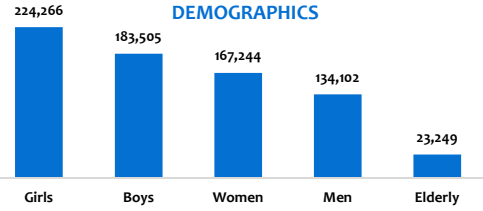
# Sector Monitoring Dashboard: January - July 2019

DMS/CCCM

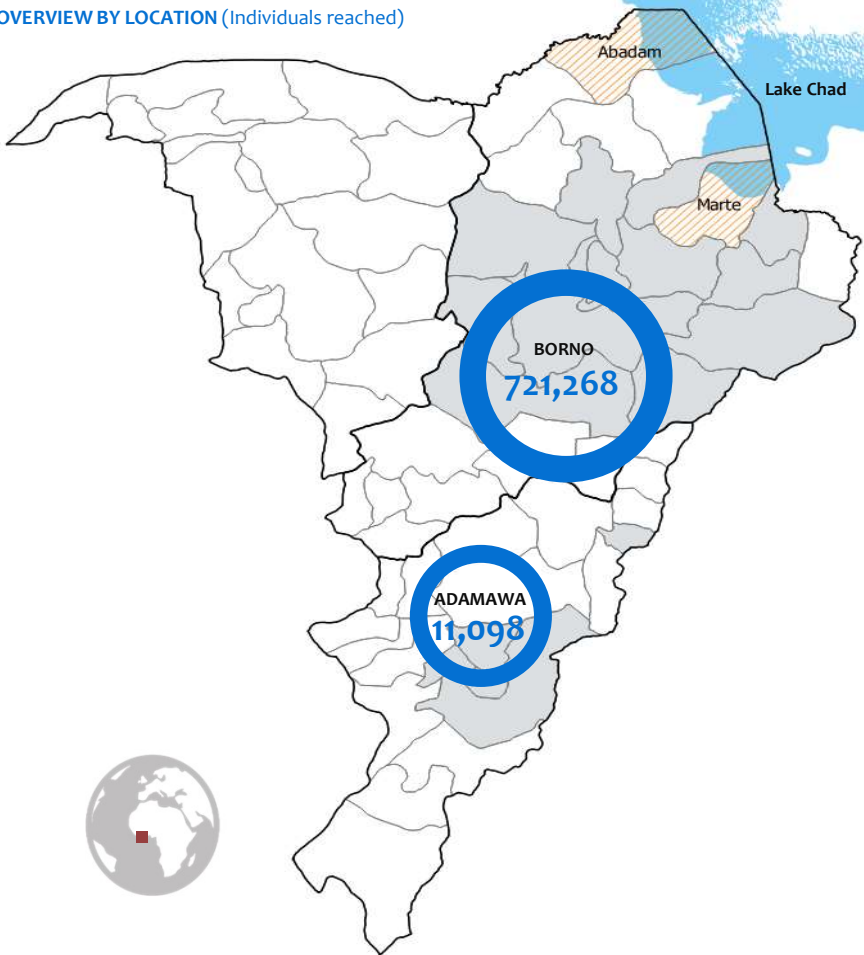
## Camp Coordination and Camp Management

### TOTAL BENEFICIARIES SUPPORTED

**732,366**



### OVERVIEW BY LOCATION (Individuals reached)



### OVERVIEW BY SECTOR OBJECTIVES AND INDICATORS

**Objective 1: Continue tracking and monitoring displacement and mobility, with sex and age disaggregated data and information on needs and gaps for a comprehensive follow-up on displaced populations to inform interventions across sectors**

- # of eligible individuals biometrically registered
- # of eligible households manually registered
- # of camp/site profiles (including service monitoring) produced
- # of displacement tracking reports published

**Objective 2: Enhanced displacement management to ensure that minimum standards are upheld and pathways reinforced for direct assistance, through capacity-building, community participation, on-site or mobile facilitation and camp management support and case-by-case**

- # of displacement sites receiving site facilitation support (mobile and dedicated)
- # of functional reception centers managed and/or improved
- # of camp and camp-like settings decommissioned
- # of site managers trained on DMS / CCCM
- # of local and IDP leaders trained on DMS / CCCM

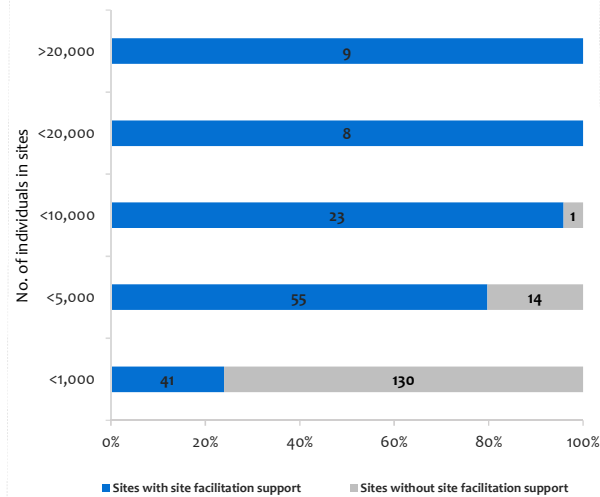
**Objective 3: Support maintenance, upgrade, care and decongestion of sites through site planning and improvements when required as well as coordinated assistance**

- # of sites where planning or development work is done with the participation of the camp and host population

### REACHED

**87,786**  
**2,843**  
**2**  
**2**  
**136**  
**7**  
**0**  
**87**  
**64**  
**0**

### Total no. of sites with and without site facilitation support in Adamawa, Borno & Yobe states



### Sites with site facilitation support per state

