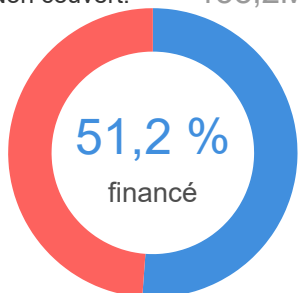


Chiffres en USD

### FINANCEMENT DANS LE PLAN

Fonds requis: **324,0M**  
 Fonds reçus: **165,8M**  
 Non couvert: **158,2M**



### FINANCEMENT HORS PLAN

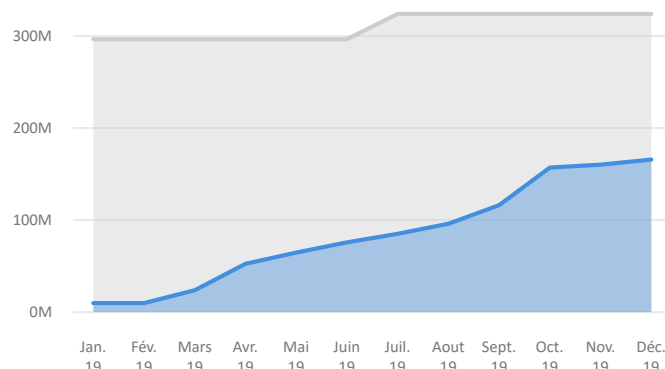
Fonds reçus: **59,4M**

### FINANCEMENT HUMANITAIRE TOTAL

Fonds reçus: **225,2M**



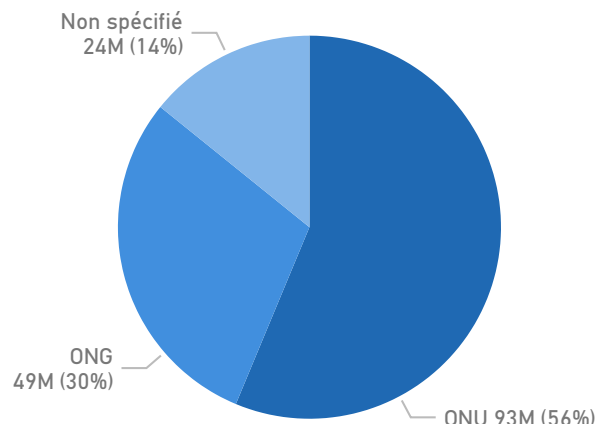
### EVOLUTION DU FINANCEMENT \*



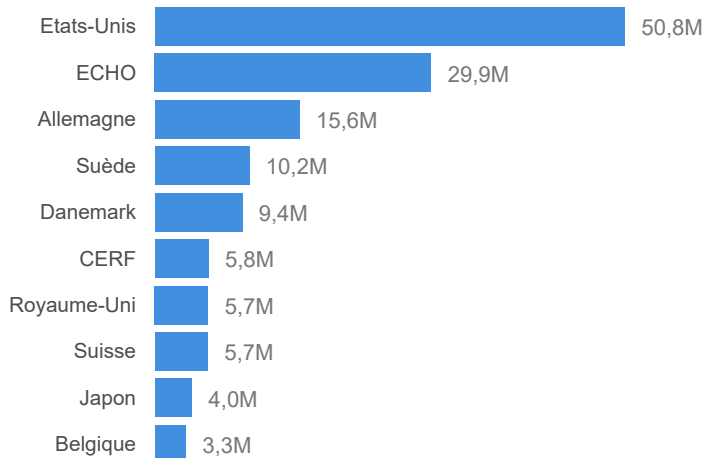
### PAR CLUSTER

Cluster	Fonds requis	Financé	Non couvert
Séc. alimentaire	128M	49,0M	78,9M
Nutrition	56M	16,9M	39,5M
Protection	38M	7,0M	30,6M
WASH	35M	4,1M	31,0M
Education	33M	4,7M	27,8M
Santé	17M	0,5M	16,5M
Coordination	13M	6,1M	7,3M
Abris et NFI	4M	0,4M	3,8M
Clusters multiples		30,1M	-
Non spécifié		47,1M	-
<b>Total</b>	<b>324M</b>	<b>165,8M</b>	<b>158,2M</b>

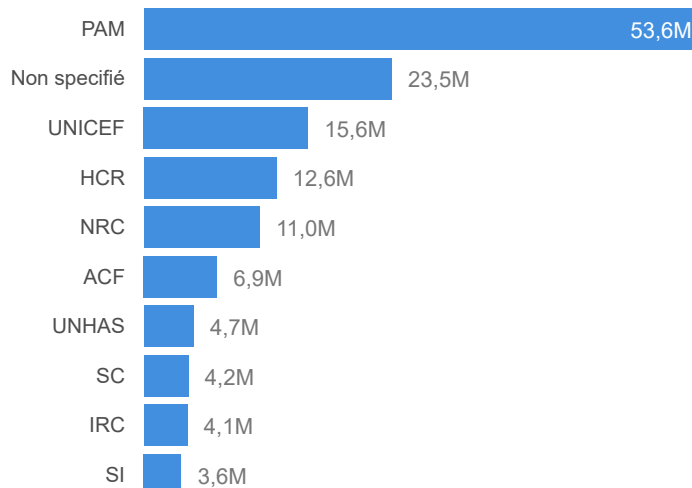
### TYPE D'ORG. RECIPIENDAIRE



### TOP 10 BAILLEURS DE FONDS



### TOP 10 RECIPIENDAIRES



\* Evolution des fonds reçus par le plan de réponse 2019.