

Methodology

IOM's Site Management Support (SMS) team uses multiple methods and different sources of information in order to obtain up-to-date data for its Village Profiles, including key informant consultations with Cluster and Government focal points, regular service monitoring by SMS staff, IDP Community Committee meetings, Kebele and Woreda Coordination meetings as well as a Community Feedback Mechanism, managed by IOM SMS. Demographic information is sourced from IOM's DTM using the latest available data.

Sector Overview

Sector	Indicator	Target	Achieved	Implementing Agencies	Key
Site Management Support	Returnee Committee(s) have been formed or Returnees meaningfully represented in Kebele Committee(s)	Yes	Yes ●	IOM	● Target reached ● Target 50% reached or more ● Target less than 50% reached ○ No data
	% of women represented in Community Representation Structure(s)	35%	50% ●	IOM	
	Community Feedback Mechanism (CFM) is operational	Yes	Yes ●	IOM	
Shelter /NFI	% of Returnees reached with shelter repair kit/support	≥ 90%	99% ●	IOM, DRMO	● Target less than 50% reached ○ No data
	% of returnees that received non-food items in the last 18 months	100%	99% ●	IOM	
WASH	# of functional safe water sources available in Kebele.	5	1 ●	IOM	● Target less than 50% reached ○ No data
	Hygiene kits distributed to target households in the last 6 months	Yes	Yes ●	IOM	
Education	% of children regularly attending primary school	100%	60% ●	Education Office	○ No data
	# of schools in need of rehabilitation - out of 2 school(s)	2	0 ●	No Actor	
	# of school in need of scholastic material support - out of 2 school(s)	2	2 ●	No Actor	
FSL	% of in-need Returnee households receiving food ration	100%	100% ●	DRMO	○ No data
Health	Functional health facility in the Kebele	Yes	Yes ●	IOM, Health Office	
	Health facility running at pre-conflict capacity	Yes	No ●	IOM, Health Office	
Nutrition	Was a MUAC screening conducted in this Kebele in the last month/two months?	Yes	Yes ●	Health Office, IOM	○ No data
	# of children identified with SAM (< 115mm MUAC)	N/A	0 ●	Health Office, IOM	
	# of children identified with GAM (< 125mm MUAC)	N/A	2 ●	Health Office, IOM	
<i>Note: SAM/GAM statistics are not broken down by displacement status (Returnee/non-displaced, etc.) but reflect the overall nutritional status in the Kebele</i>					
Protection	Humanitarian protection actor (CP, GBV, HLP or general protection) present and providing services in the last month	Yes	Yes ●	IOM (MPHSS), WYCA	○ No data
	Child Protection social workers present/working in the village	Yes	Yes ●	IOM (MPHSS), WYCA	
	# of women and girls provided with dignity kits in the last 6 months	N/A	20 ●	IOM, WYCA	
	# of persons provided with information on protection risks (including on Child Protection, GBV risk mitigation and HLP issues)	N/A	0 ●	IOM	
COVID-19 Response	Closest Primary Health facility is implementing COVID-19 related IPC (temp. screening, physical social distancing, PPE, patient triage, etc.)	Yes	Yes ●	IOM	○ No data
	Access to handwashing facility or basin at HH level	Yes	No ●	No Actor	
	Physical works (incl. shelter partitioning, decongestion, provision of handwashing stations, increase of space in communal areas, etc.) undertaken since April 2020 to mitigate the spread of COVID-19?	Yes	Yes ●	IOM	
	Approx. no. of individuals reached through Risk Communication and/or Community Engagement on COVID-19 in the last month	N/A	250 ●	IOM	

Community Priorities

- Health
- WASH (Hygiene kits)
- Livelihood

Data Source:
IOM SMS Community Feedback Mechanism

March 2021

Return Village Overview

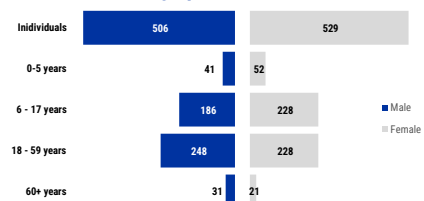
Return Village Location
 Latitude: 9.3244148
 Longitude: 36.2111887

Returnee Population

Population as of March
1,035 Individuals
289 Households

NB: Population figures are as per DTM's VAS 7

Demographics



Methodology

IOM's Site Management Support (SMS) team uses multiple methods and different sources of information in order to obtain up-to-date data for its Village Profiles, including key informant consultations with Cluster and Government focal points, regular service monitoring by SMS staff, IDP Community Committee meetings, Kebele and Woreda Coordination meetings as well as a Community Feedback Mechanism, managed by IOM SMS. Demographic information is sourced from IOM's DTM using the latest available data.

Sector Overview

Sector	Indicator	Target	Achieved	Implementing Agencies	Key
Site Management Support	Returnee Committee(s) have been formed or Returnees meaningfully represented in Kebele Committee(s)	Yes	Yes ●	IOM	● Target reached ● Target 50% reached or more ● Target less than 50% reached ○ No data
	% of women represented in Community Representation Structure(s)	35%	56% ●	IOM	
	Community Feedback Mechanism (CFM) is operational	Yes	Yes ●	IOM	
Shelter /NFI	% of Returnees reached with shelter repair kit/support	≥ 90%	90% ●	No actor	● Target less than 50% reached ○ No data
	% of returnees that received non-food items in the last 18 months	100%	0% ●	IOM	
WASH	# of functional safe water sources available in Kebele.	5	2 ●	IOM	○ No data
	Hygiene kits distributed to target households in the last 6 months	Yes	Yes ●	No actor	
Education	% of children regularly attending primary school	100%	90% ●	Education Office	○ No data
	# of schools in need of rehabilitation - out of 2 school(s)	2	2 ●	No Actor	
	# of school in need of scholastic material support - out of 2 school(s)	2	2 ●	No Actor	
FSL	% of in-need Returnee households receiving food ration	100%	100% ●	DRMO	○ No data
Health	Functional health facility in the Kebele	Yes	Yes ●	IOM, Health Office	
	Health facility running at pre-conflict capacity	Yes	No ●	IOM, Health Office	
Nutrition	Was a MUAC screening conducted in this Kebele in the last month/two months?	Yes	Yes ●	Health Office	○ No data
	# of children identified with SAM (< 115mm MUAC)	N/A	1	Health Office	
	# of children identified with GAM (< 125mm MUAC)	N/A	1	Health Office	
<i>Note: SAM/GAM statistics are not broken down by displacement status (Returnee/non-displaced, etc.) but reflect the overall nutritional status in the Kebele</i>					
Protection	Humanitarian protection actor (CP, GBV, HLP or general protection) present and providing services in the last month	Yes	Yes ●	IOM (MPHSS) WYCA	○ No data
	Child Protection social workers present/working in the village	Yes	Yes ●	No Actor	
	# of women and girls provided with dignity kits in the last 6 months	N/A	11	IOM, WYCA	
	# of persons provided with information on protection risks (including on Child Protection, GBV risk mitigation and HLP issues)	N/A	24	IOM	
COVID-19 Response	Closest Primary Health facility is implementing COVID-19 related IPC (temp. screening, physical social distancing, PPE, patient triage, etc.)	Yes	Yes ●	IOM	○ No data
	Access to handwashing facility or basin at HH level	Yes	No ●	No Actor	
	Physical works (incl. shelter partitioning, decongestion, provision of handwashing stations, increase of space in communal areas, etc.) undertaken since April 2020 to mitigate the spread of COVID-19?	Yes	Yes ●	IOM	
	Approx. no. of individuals reached through Risk Communication and/or Community Engagement on COVID-19 in the last month	N/A	500	IOM	

Community Priorities

- WASH (Hygiene kits)
- Livelihood
- Health

Data Source:
IOM SMS Community Feedback Mechanism
March 2021

Return Village Overview

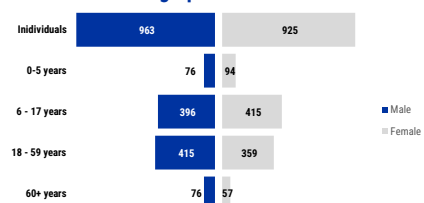
Return Village Location
Latitude: **9.2184389**
Longitude: **36.2250819**

Returnee Population

Population as of March
1,888 Individuals
311 Households

NB: Population figures are as per DTM's VAS 7

Demographics



Methodology

IOM's Site Management Support (SMS) team uses multiple methods and different sources of information in order to obtain up-to-date data for its Village Profiles, including key informant consultations with Cluster and Government focal points, regular service monitoring by SMS staff, IDP Community Committee meetings, Kebele and Woreda Coordination meetings as well as a Community Feedback Mechanism, managed by IOM SMS. Demographic information is sourced from IOM's DTM using the latest available data.

Sector Overview

Sector	Indicator	Target	Achieved	Implementing Agencies	Key
Site Management Support	Returnee Committee(s) have been formed or Returnees meaningfully represented in Kebele Committee(s)	Yes	Yes ●	IOM	● Target reached ● Target 50% reached or more ● Target less than 50% reached ○ No data
	% of women represented in Community Representation Structure(s)	35%	50% ●	IOM	
	Community Feedback Mechanism (CFM) is operational	Yes	Yes ●	IOM	
Shelter /NFI	% of Returnees reached with shelter repair kit/support	≥ 90%	100% ●	IOM, DRMO	● Target less than 50% reached ○ No data
	% of returnees that received non-food items in the last 18 months	100%	100% ●	IOM	
WASH	# of functional safe water sources available in Kebele.	5	1 ●	IOM	● Target less than 50% reached ○ No data
	Hygiene kits distributed to target households in the last 6 months	Yes	No ●	No Actor	
Education	% of children regularly attending primary school	100%	27% ●	Education Office	○ No data
	# of schools in need of rehabilitation - out of 2 school(s)	2	3 ●	No Actor	
	# of school in need of scholastic material support - out of 2 school(s)	2	2 ●	No Actor	
FSL	% of in-need Returnee households receiving food ration	100%	0% ●	DRMO	○ No data
Health	Functional health facility in the Kebele	Yes	Yes ●	IOM, Health Office	
	Health facility running at pre-conflict capacity	Yes	No ●	IOM, Health Office	
Nutrition	Was a MUAC screening conducted in this Kebele in the last month/two months?	Yes	Yes ●	Health Office, IOM	○ No data
	# of children identified with SAM (< 115mm MUAC)	N/A	1	Health Office, IOM	
	# of children identified with GAM (< 125mm MUAC)	N/A	1	Health Office, IOM	
<i>Note: SAM/GAM statistics are not broken down by displacement status (Returnee/non-displaced, etc.) but reflect the overall nutritional status in the Kebele</i>					
Protection	Humanitarian protection actor (CP, GBV, HLP or general protection) present and providing services in the last month	Yes	Yes ●	IOM (MPHSS), WYCA	○ No data
	Child Protection social workers present/working in the village	Yes	Yes ●	IOM (MPHSS), WYCA	
	# of women and girls provided with dignity kits in the last 6 months	N/A	20	IOM, WYCA	
	# of persons provided with information on protection risks (including on Child Protection, GBV risk mitigation and HLP issues)	N/A	20	IOM	
COVID-19 Response	Closest Primary Health facility is implementing COVID-19 related IPC (temp. screening, physical social distancing, PPE, patient triage, etc.)	Yes	Yes ●	IOM	○ No data
	Access to handwashing facility or basin at HH level	Yes	No ●	No Actor	
	Physical works (incl. shelter partitioning, decongestion, provision of handwashing stations, increase of space in communal areas, etc.) undertaken since April 2020 to mitigate the spread of COVID-19?	Yes	Yes ●	IOM	
	Approx. no. of individuals reached through Risk Communication and/or Community Engagement on COVID-19 in the last month	N/A	300	IOM	

Community Priorities

- Food
 - Education (Classrooms construction)
 - Livelihood
- Data Source:
IOM SMS Community Feedback Mechanism

March 2021

Return Village Overview

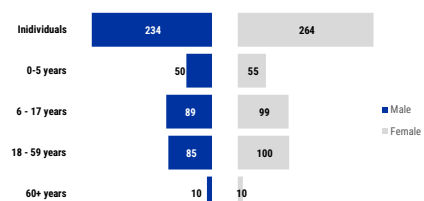
Return Village Location
 Latitude: 9.2939572
 Longitude: 36.1902181

Returnee Population

Population as of March 2021
498 Individuals
102 Households

NB: Population figures are as per DTM's VAS 7

Demographics



Methodology

IOM's Site Management Support (SMS) team uses multiple methods and different sources of information in order to obtain up-to-date data for its Village Profiles, including key informant consultations with Cluster and Government focal points, regular service monitoring by SMS staff, IDP Community Committee meetings, Kebele and Woreda Coordination meetings as well as a Community Feedback Mechanism, managed by IOM SMS. Demographic information is sourced from IOM's DTM using the latest available data.

Sector Overview

Sector	Indicator	Target	Achieved	Implementing Agencies	Key
Site Management Support	Returnee Committee(s) have been formed or Returnees meaningfully represented in Kebele Committee(s)	Yes	Yes ●	IOM	● Target reached ● Target 50% reached or more
	% of women represented in Community Representation Structure(s)	35%	50% ●	IOM	
	Community Feedback Mechanism (CFM) is operational	Yes	Yes ●	IOM	
Shelter /NFI	% of Returnees reached with shelter repair kit/support	≥ 90%	100% ●	IOM, DRMO	● Target less than 50% reached ○ No data
	% of returnees that received non-food items in the last 18 months	100%	100% ●	IOM	
WASH	# of functional safe water sources available in Kebele.	5	1 ●	IOM	
	Hygiene kits distributed to target households in the last 6 months	Yes	Yes ●	IOM	
Education	% of children regularly attending primary school	100%	20% ●	Education Office	○ No data
	# of schools in need of rehabilitation - out of 2 school(s)	2	0 ●	No Actor	
	# of school in need of scholastic material support - out of 2 school(s)	2	2 ●	No Actor	
FSL	% of in-need Returnee households receiving food ration	100%	100% ●	DRMO	
Health	Functional health facility in the Kebele	Yes	Yes ●	IOM, Health Office	
	Health facility running at pre-conflict capacity	Yes	No ●	IOM, Health Office	
Nutrition	Was a MUAC screening conducted in this Kebele in the last month/two months?	Yes	Yes ●	Health Office, IOM	
	# of children identified with SAM (< 115mm MUAC)	N/A	1	Health Office, IOM	
	# of children identified with GAM (< 125mm MUAC)	N/A	2	Health Office, IOM	
<i>Note: SAM/GAM statistics are not broken down by displacement status (Returnee/non-displaced, etc.) but reflect the overall nutritional status in the Kebele</i>					
Protection	Humanitarian protection actor (CP, GBV, HLP or general protection) present and providing services in the last month	Yes	Yes ●	IOM (MPHSS), WYCA	
	Child Protection social workers present/working in the village	Yes	Yes ●	IOM (MPHSS), WYCA	
	# of women and girls provided with dignity kits in the last 6 months	N/A	20	IOM, WYCA	
	# of persons provided with information on protection risks (including on Child Protection, GBV risk mitigation and HLP issues)	N/A	0	IOM	
COVID-19 Response	Closest Primary Health facility is implementing COVID-19 related IPC (temp. screening, physical social distancing, PPE, patient triage, etc.)	Yes	Yes ●	IOM	
	Access to handwashing facility or basin at HH level	Yes	No ●	No Actor	
	Physical works (incl. shelter partitioning, decongestion, provision of handwashing stations, increase of space in communal areas, etc.) undertaken since April 2020 to mitigate the spread of COVID-19?	Yes	Yes ●	IOM	
	Approx. no. of individuals reached through Risk Communication and/or Community Engagement on COVID-19 in the last month	N/A	375	IOM	

Community Priorities

- Health
 - Livelihood (Multi-purpose cash)
 - WASH (NFI)
- Data Source:
IOM SMS Community Feedback Mechanism

March 2021

Return Village Overview

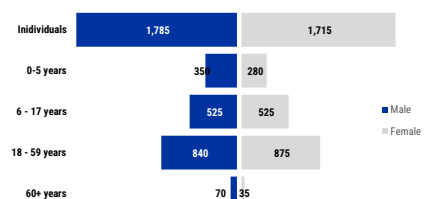
Return Village Location
 Latitude: 9.3039665
 Longitude: 36.2022797

Returnee Population

Population as of March 2021
3,500 Individuals
680 Households

NB: Population figures are as per DTM's VAS 7

Demographics



Methodology

IOM's Site Management Support (SMS) team uses multiple methods and different sources of information in order to obtain up-to-date data for its Village Profiles, including key informant consultations with Cluster and Government focal points, regular service monitoring by SMS staff, IDP Community Committee meetings, Kebele and Woreda Coordination meetings as well as a Community Feedback Mechanism, managed by IOM SMS. Demographic information is sourced from IOM's DTM using the latest available data.

Sector Overview

Sector	Indicator	Target	Achieved	Implementing Agencies	Key
Site Management Support	Returnee Committee(s) have been formed or Returnees meaningfully represented in Kebele Committee(s)	Yes	Yes ●	IOM	● Target reached ● Target 50% reached or more ● Target less than 50% reached ○ No data
	% of women represented in Community Representation Structure(s)	35%	60% ●	IOM	
	Community Feedback Mechanism (CFM) is operational	Yes	Yes ●	IOM	
Shelter /NFI	% of Returnees reached with shelter repair kit/support	≥ 90%	5% ●	No actor	● Target less than 50% reached ○ No data
	% of returnees that received non-food items in the last 18 months	100%	0% ●	IOM	
WASH	# of functional safe water sources available in Kebele.	5	1 ●	IOM	● Target less than 50% reached ○ No data
	Hygiene kits distributed to target households in the last 6 months	Yes	Yes ●	No actor	
Education	% of children regularly attending primary school	100%	72% ●	Education Office	○ No data
	# of schools in need of rehabilitation - out of 2 school(s)	2	1 ●	No Actor	
	# of school in need of scholastic material support - out of 2 school(s)	2	2 ●	No Actor	
FSL	% of in-need Returnee households receiving food ration	100%	100% ●	DRMO	○ No data
Health	Functional health facility in the Kebele	Yes	Yes ●	IOM, Health Office	
	Health facility running at pre-conflict capacity	Yes	Yes ●	IOM, Health Office	
Nutrition	Was a MUAC screening conducted in this Kebele in the last month/two months?	Yes	Yes ●	Health Office	○ No data
	# of children identified with SAM (< 115mm MUAC)	N/A	5	Health Office	
	# of children identified with GAM (< 125mm MUAC)	N/A	12	Health Office	
<i>Note: SAM/GAM statistics are not broken down by displacement status (Returnee/non-displaced, etc.) but reflect the overall nutritional status in the Kebele</i>					
Protection	Humanitarian protection actor (CP, GBV, HLP or general protection) present and providing services in the last month	Yes	Yes ●	IOM (MPHSS) WYCA	○ No data
	Child Protection social workers present/working in the village	Yes	Yes ●	No actor	
	# of women and girls provided with dignity kits in the last 6 months	N/A	23	No actor	
	# of persons provided with information on protection risks (including on Child Protection, GBV risk mitigation and HLP issues)	N/A	24	IOM	
COVID-19 Response	Closest Primary Health facility is implementing COVID-19 related IPC (temp. screening, physical social distancing, PPE, patient triage, etc.)	Yes	Yes ●	IOM	○ No data
	Access to handwashing facility or basin at HH level	Yes	No ●	No Actor	
	Physical works (incl. shelter partitioning, decongestion, provision of handwashing stations, increase of space in communal areas, etc.) undertaken since April 2020 to mitigate the spread of COVID-19?	Yes	Yes ●	IOM	
	Approx. no. of individuals reached through Risk Communication and/or Community Engagement on COVID-19 in the last month	N/A	230	IOM	

Community Priorities

- Shelter
- Health
- WASH (Hygiene kits)

Data Source:
IOM SMS Community Feedback Mechanism
March 2021

Return Village Overview

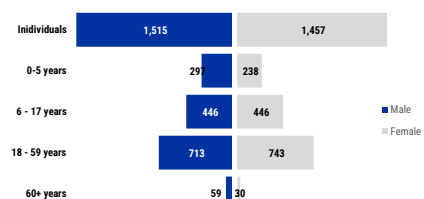
Return Village Location
Latitude: 9.1900589
Longitude: 36.2138157

Returnee Population

Population as of March 2021
2,972 Individuals
448 Households

NB: Population figures are as per DTM's VAS 7

Demographics



Methodology

IOM's Site Management Support (SMS) team uses multiple methods and different sources of information in order to obtain up-to-date data for its Village Profiles, including key informant consultations with Cluster and Government focal points, regular service monitoring by SMS staff, IDP Community Committee meetings, Kebele and Woreda Coordination meetings as well as a Community Feedback Mechanism, managed by IOM SMS. Demographic information is sourced from IOM's DTM using the latest available data.

Sector Overview

Sector	Indicator	Target	Achieved	Implementing Agencies	Key
Site Management Support	Returnee Committee(s) have been formed or Returnees meaningfully represented in Kebele Committee(s)	Yes	Yes ●	IOM	● Target reached ● Target 50% reached or more ● Target less than 50% reached ○ No data
	% of women represented in Community Representation Structure(s)	35%	70% ●	IOM	
	Community Feedback Mechanism (CFM) is operational	Yes	Yes ●	IOM	
Shelter /NFI	% of Returnees reached with shelter repair kit/support	≥ 90%	85% ●	IOM	● Target less than 50% reached ○ No data
	% of returnees that received non-food items in the last 18 months	100%	100% ●	IOM	
WASH	# of functional safe water sources available in Kebele.	5	1 ●	IOM	○ No data
	Hygiene kits distributed to target households in the last 6 months	Yes	Yes ●	World Vision, IOM	
Education	% of children regularly attending primary school	100%	81% ●	Education Office	○ No data
	# of schools in need of rehabilitation - out of 2 school(s)	2	1 ●	No Actor	
	# of school in need of scholastic material support - out of 2 school(s)	2	2 ●	No Actor	
FSL	% of in-need Returnee households receiving food ration	100%	0% ●	DRMO	○ No data
Health	Functional health facility in the Kebele	Yes	Yes ●	IOM, Health Office	
	Health facility running at pre-conflict capacity	Yes	No ●	IOM, Health Office	
Nutrition	Was a MUAC screening conducted in this Kebele in the last month/two months?	Yes	Yes ●	Health Office, IOM	○ No data
	# of children identified with SAM (< 115mm MUAC)	N/A	2	Health Office, IOM	
	# of children identified with GAM (< 125mm MUAC)	N/A	2	Health Office, IOM	
<i>Note: SAM/GAM statistics are not broken down by displacement status (Returnee/non-displaced, etc.) but reflect the overall nutritional status in the Kebele</i>					
Protection	Humanitarian protection actor (CP, GBV, HLP or general protection) present and providing services in the last month	Yes	Yes ●	IOM (MPHSS), WYCA	○ No data
	Child Protection social workers present/working in the village	Yes	Yes ●	IOM (MPHSS), WYCA	
	# of women and girls provided with dignity kits in the last 6 months	N/A	20	IOM, WYCA	
	# of persons provided with information on protection risks (including on Child Protection, GBV risk mitigation and HLP issues)	N/A	20	IOM, World Vision	
COVID-19 Response	Closest Primary Health facility is implementing COVID-19 related IPC (temp. screening, physical social distancing, PPE, patient triage, etc.)	Yes	Yes ●	IOM	○ No data
	Access to handwashing facility or basin at HH level	Yes	No ●	No Actor	
	Physical works (incl. shelter partitioning, decongestion, provision of handwashing stations, increase of space in communal areas, etc.) undertaken since April 2020 to mitigate the spread of COVID-19?	Yes	Yes ●	IOM	
	Approx. no. of individuals reached through Risk Communication and/or Community Engagement on COVID-19 in the last month	N/A	200	IOM	

Community Priorities

- Food
 - Livelihood
 - Education (Classrooms construction)
- Data Source:
IOM SMS Community Feedback Mechanism
March 2021

Return Village Overview

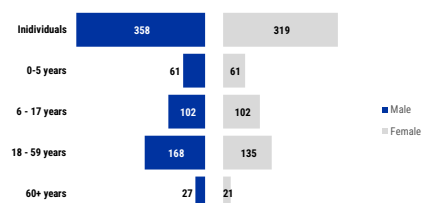
Return Village Location
 Latitude: 9.3565055
 Longitude: 36.2040422

Returnee Population

Population as of March 2021
677 Individuals
177 Households

NB: Population figures are as per DTM's VAS 7

Demographics



Kenaf Return Kebele Profile

Guto Gida Woreda, East Wollega Zone

March 2021

Methodology

IOM's Site Management Support (SMS) team uses multiple methods and different sources of information in order to obtain up-to-date data for its Kebele Profiles, including key informant consultations with Cluster and Government focal points, regular service monitoring by SMS staff, IDP Community Committee meetings, Kebele and Woreda Coordination meetings as well as a Community Feedback Mechanism, managed by IOM SMS. Demographic information is sourced from IOM's DTM using the latest available data.

Sector Overview

Sector	Indicator	Target	Achieved	Implementing Agencies	Key
Site Management Support	Returnee Committee(s) have been formed or Returnees meaningfully represented in Kebele Committee(s)	Yes	Yes	IOM	Target reached
	% of women represented in Community Representation Structure(s)	35%	45%	IOM	Target 50% reached or more
	Community Feedback Mechanism (CFM) is operational	Yes	Yes	IOM	
Shelter /NFI	% of Returnees reached with shelter repair kit/support	≥ 90%	90%	No actor	Target less than 50% reached
	% of Returnees that received non-food items in the last 18 months	100%	0%	Water Office	
WASH	# of functional safe water sources available in Kebele.	5	5	Water Office	No data
	Hygiene Kits distributed to target HHs in the last 6 months	Yes	Yes	IOM	
Education	% of children regularly attending primary school	100%	90%	Education Office	No data
	# of schools in need of rehabilitation - Out of 2 school(s)	2	0	No Actor	
	# of school in need of scholastic material support - Out of 2 school(s)	2	0	No Actor	
FSL	% of in-need Returnee households receiving food ration	100%	0%	DRMO	
Health	Functional health facility in the Kebele	Yes	Yes	Health Office	
	Health facility running at pre-conflict capacity	Yes	Yes	Health Office	
Nutrition	Was a MUAC screening conducted in this Kebele in the last month/two months?	Yes	Yes	Health Office	
	# of children identified with SAM (<115mm MUAC)	N/A	3	Health Office	
	# of children identified with GAM (<125mm MUAC)	N/A	10	Health Office	
<i>Note: SAM/GAM statistics are not broken down by displacement status (returnee/non-displaced, etc.) but reflect the overall nutritional status in the Kebele</i>					
Protection	Humanitarian protection actor (CP, GBV, HLP or general protection) present and providing services in the last month	Yes	Yes	World Vision, WYCA	
	Child Protection social workers present/working in the Kebele	Yes	No	IOM	
	# of women and girls provided with dignity kits in the last 6 months	N/A	317	World Vision, IOM	
	# of persons provided with information on protection risks (including on Child Protection, GBV risk mitigation and HLP issues)	N/A	30	World Vision, IOM	
COVID-19 Response	Closest Primary Health facility is implementing COVID-19 related IPC (temp. screening, physical distancing, PPE, patient triage, etc.)	Yes	Yes	IOM	
	Access to handwashing facility or basin at HH level	Yes	No	No Actor	
	Physical works (incl. shelter partitioning, decongestion, provision of handwashing stations, increase of space in communal areas, etc.) undertaken since April 2020 to mitigate the spread of COVID-19	Yes	Yes	IOM	
	Approx. no. of individuals reached through Risk Communication and/or Community Engagement on COVID-19 in the last month	N/A	620	IOM	

Community Priorities

- WASH (Hygiene kits)
 - WASH (Handwashing facility)
 - Food
- Data Source:
IOM SMS Community Feedback Mechanism
March 2021

Return Kebele Overview

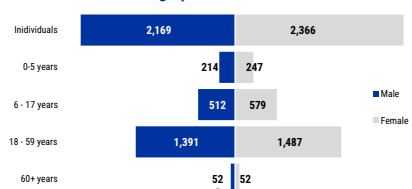
Return Kebele Location
Latitude: **9.331800712**
Longitude: **36.49218105**

Returnee Population

Population as of March 2021
4,535 Individuals
1,015 Households

NB: Population figures are as per DTM's VAS 6

Demographics



Disclaimer: The names shown and used on this dashboard do not imply official endorsement by IOM. Population figures used in this dashboard, are meant to be used for operational planning purposes as they endorsed by the Ethiopian government. Feedback: ssladdisababae@iom.int

IOM SMS and DTM in Ethiopia are supported by: KOICA, OFDA, ECHO, GHA and the EHF

