

Manifestation of violence in a conflict environment

(according to the results of the social research
“Needs assessment among internally displaced women and aged people in
Ukraine”)

*Balakireva Olha, PhD in Social Sciences,
O.Yaremenko UISR Head of Department*

*Bondar Tetyana, PhD in Social Sciences,
O.Yaremenko UISR Director*

Task groups and research regions (1)

IDPs are those who moved from places of their permanent residence and reside in other territories (1000 respondents):

1. Women aged 18 and older that are:
 - Pregnant **(101 persons)**
 - Household heads and/or main economic supporters in the household **(604 persons)**
2. Aged persons of 60 years and older:
 - Women **(133 persons)** and Men **(162 persons)**
 - Reside in residential care establishments :
 - Women **(59 persons)** and Men **(41 persons)**

Survey regions (17 regions): Dnipropetrovsk, Donetsk, Zakarpattya, Zaporizhzhya, Kirovohrad, Kyiv, Luhansk, Lviv, Odesa, Poltava, Rivne, Sumy, Kharkiv, Kherson, Cherkasy, Chernihiv regions and the city of Kyiv.

Task groups and research regions(2)

Non-IDPs have the IDP status, but have returned to their places of permanent residence in the post-conflict territories (403 persons):

1. Women aged 18 and older that are:
 - Pregnant **(53 persons)**
 - Household heads and/or main economic supporters in the household **(248 persons)**

2. Aged persons of 60 years and older:
 - Women **(50 persons)**
 - Men **(52 persons)**

Survey regions: Donetsk and Luhansk regions

Main criteria of task group selection

A woman – household head	<ul style="list-style-type: none">• Age – 18 years and older• Family budget owner and takes decisions concerning life support of the family
A pregnant woman	<ul style="list-style-type: none">• Age – 18 years and older• Pregnancy at the moment of the survey
An aged person	<ul style="list-style-type: none">• Age – 60 years and older• Gender: male and female• Reside in the residential care establishment

Respondent Recruiting

IDPs

- Temporary entry centres
- Places of providing humanitarian assistance (food, cloths, personal hygiene facilities, medicine etc.)
- Non-governmental, volunteer organizations, charity funds
- Governmental establishments providing assistance
- Church communities
- Medical service establishments (pregnant women)
- Employment centres (in Donetsk region exclusively)
- Acquaintances, friends, colleagues etc.
- Task group representatives

Non-IDPs

- Places of providing humanitarian assistance (food, cloths, personal hygiene facilities, medicine etc.)
- Non-governmental, volunteer organizations, charity funds
- Governmental establishments providing assistance
- Church communities
- Acquaintances, friends, colleagues etc.
- Task group representatives

Aged persons who reside in the residential care establishments

- Residential care establishments: Mohylov Geriatric Home (Dnipropetrovsk region); Mariupol War and Labour Veterans Home No.1 and No. 2; Kharkiv Labour Veterans Geriatric Home.

Presentation objective

To represent data on various manifestations of violence (psychological, physical, economical, sexual) faced by internally displaced persons (IDPs) and those who returned to their places of permanent residence (non-IDPs)

ECONOMICAL VIOLENCE

Were denuded or claimed money

Were denuded property

Were denuded documents

Had their expenses monitored

Were forced to work free of charge or on a low-paid job

Were defalcated or denuded money

Had no opportunity to work/go to work

Had no opportunity to study

Were kicked out from their homes/apartments

Were forced to tramp

PSYCHOLOGICAL VIOLENCE

Were forced to fulfill unskilled work

Were humiliated, offended (face to face or in the presence of other people)

Had their telephone conversations monitored (both landline and cellular)

Had their SMS messages or Internet correspondence monitored

Were limited in their communication with family (other people)

Were threatened to hurt themselves or their close people

PHYSICAL VIOLENCE

Were intimidated

Were seriously injured on purpose (disabled)

Were inflicted grievous bodily harm (beatings)

Were threatened with weapon (knife, gun etc.)

SEXUAL VIOLENCE

Were forced to have sex without your consent

Were forced to provide sexual services for a fee (food, money, accommodation etc.)

Proportion of respondents who faced various kinds of violence during the last 12 months, %

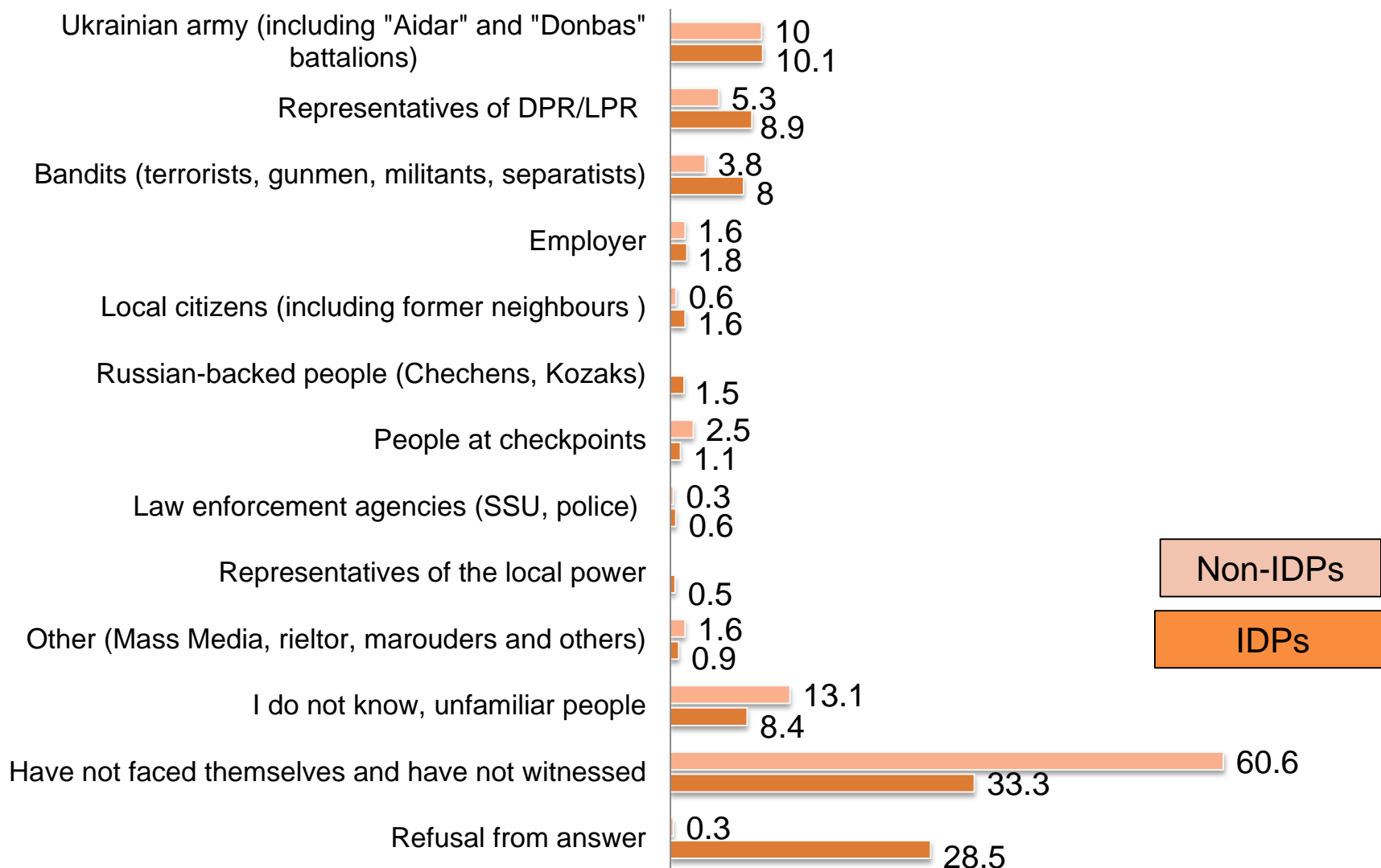
Kind of violence	<u>...TOWARDS RESPONDENT</u>					<u>...TOWARDS OTHER PEOPLE</u>				
	F-HH	F-P	M (60+)	F (60+)	Among all	F-HH	F-P	M (60+)	F (60+)	Among all
Psychological	18	18	17	14	17	28	28	24	20	26
	9	7,5	6	10	8	12,5	17	13,5	8	13
Physical	17	13	20	11	16	24	19	25	17	22
	10,5	7,5	10	12	10	17	19	17	24	18
Economical	18	9	12	12	15	22	28	27	17	22
	5	2	2	0	3,5	18	17	11,5	12	16
Sexual	0,2	0	0	0	0,1	1	2	0	0	0
Faced any kinds of violence	29,5					39,8				
	15,6					29,5				

IDPs

Non-IDPs

- Economical and physical violence (8,4%)
- Psychological and physical violence (8,6%)
- Economical and psychological violence (7,2%)

Persons who committed various manifestations of violence, %



Persons who committed various manifestations of violence irrespective of the kind of violence, %

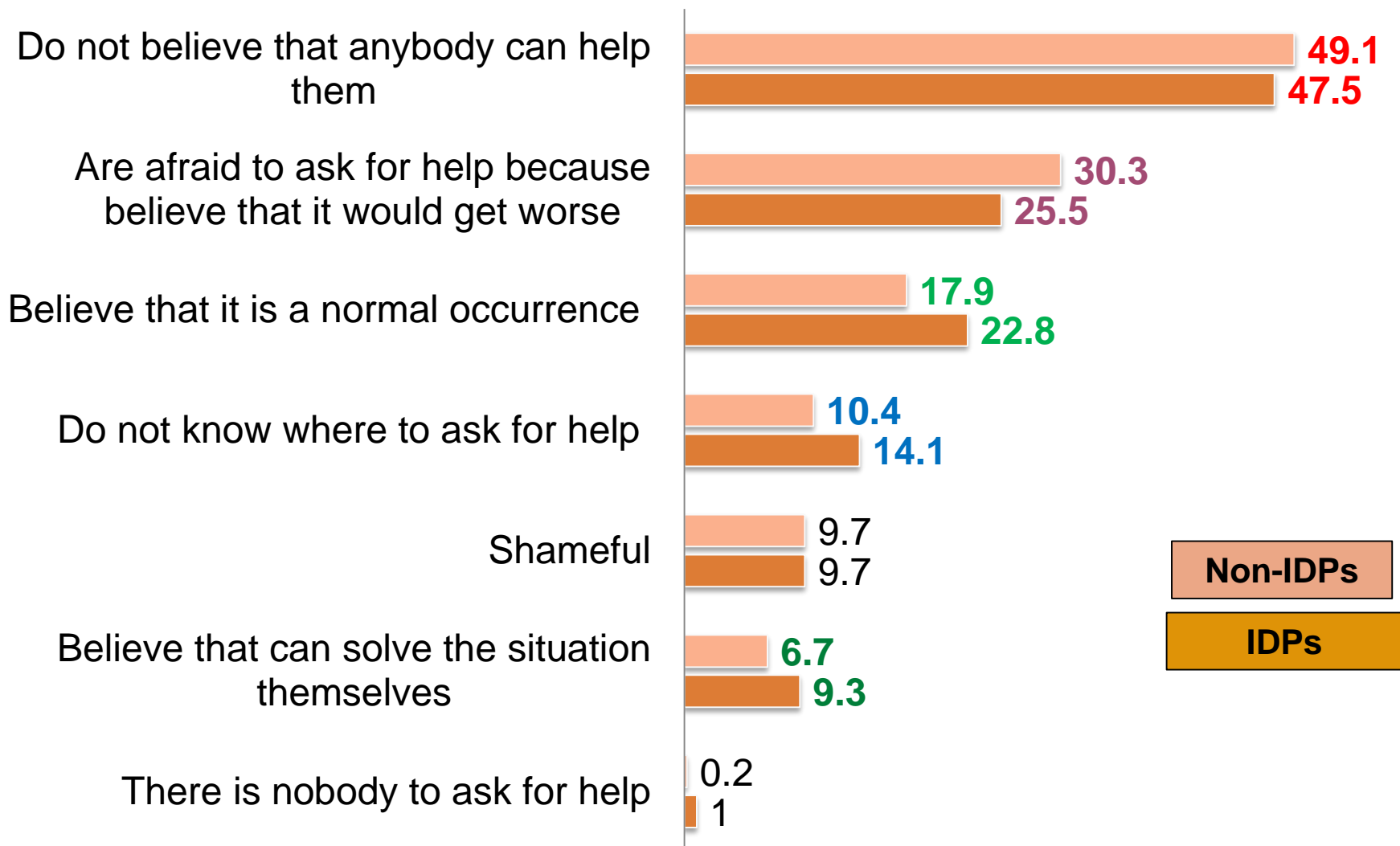
		ECONOMICAL		PSYCHOLOGICAL		PHYSICAL	
		Towards you	Towards others	Towards you	Towards others	Towards you	Towards others
Representatives of DPR/LPR	IDPs	26,5	25,2	17,8	24,7	23,9	26,8
	Non-IDPs	0,0	16,9	14,7	17,6	14,6	13,7
Ukrainian army (including "Aidar" and "Donbas" battalions)	IDPs	28,4	26,5	25,3	26,9	39,6	31,3
	Non-IDPs	35,7	36,9	8,8	19,6	2,4	21,9
Bandits (terrorists, gunmen, militants, separatists)	IDPs	20,5	21,5	17,2	19,3	18,8	22,8
	Non-IDPs	7,1	4,6	5,9	15,7	9,8	9,6
Local citizens (including former neighbours)	IDPs	6,6	4,6	5,1	4,0	6,9	4,4
	Non-IDPs	0,0	1,5	2,9	2,0	0,0	1,4
Representatives of the local power	IDPs	0,0	1,1	1,7	0,4	2,5	1,3
Law enforcement agencies (SSU, militia)	IDPs	1,3	0,8	2,3	1,3	0,6	0,4
	Non-IDPs	0,0	1,5	0,0	0,0	2,4	1,4
Russian-backed people (Chechens, Kozaks)	IDPs	6,0	5,4	4,0	4,9	5,0	4,9
People at checkpoints	IDPs	0,7	0,4	1,7	2,7	1,9	1,8
	Non-IDPs	0,0	3,1	8,8	3,9	4,9	2,7
Employer	IDPs	2,0	5,4	7,5	1,3	0,6	0,8
	Non-IDPs	14,3	6,2		2,0	0,0	0,0
Refusal from answer	IDPs	15,9	11,9	10,9	9,0	9,4	10,3
	Non-IDPs	14,3	7,7	8,8	3,9	0,0	5,5
I do not know, unfamiliar people	IDPs	8,6	11,1	17,2	18,8	8,8	11,6
	Non-IDPs	28,6	18,5	44,1	33,3	56,1	41,1

Respondent answer distribution: “Do you know where you can address in case of facing various kinds of violence?”, %

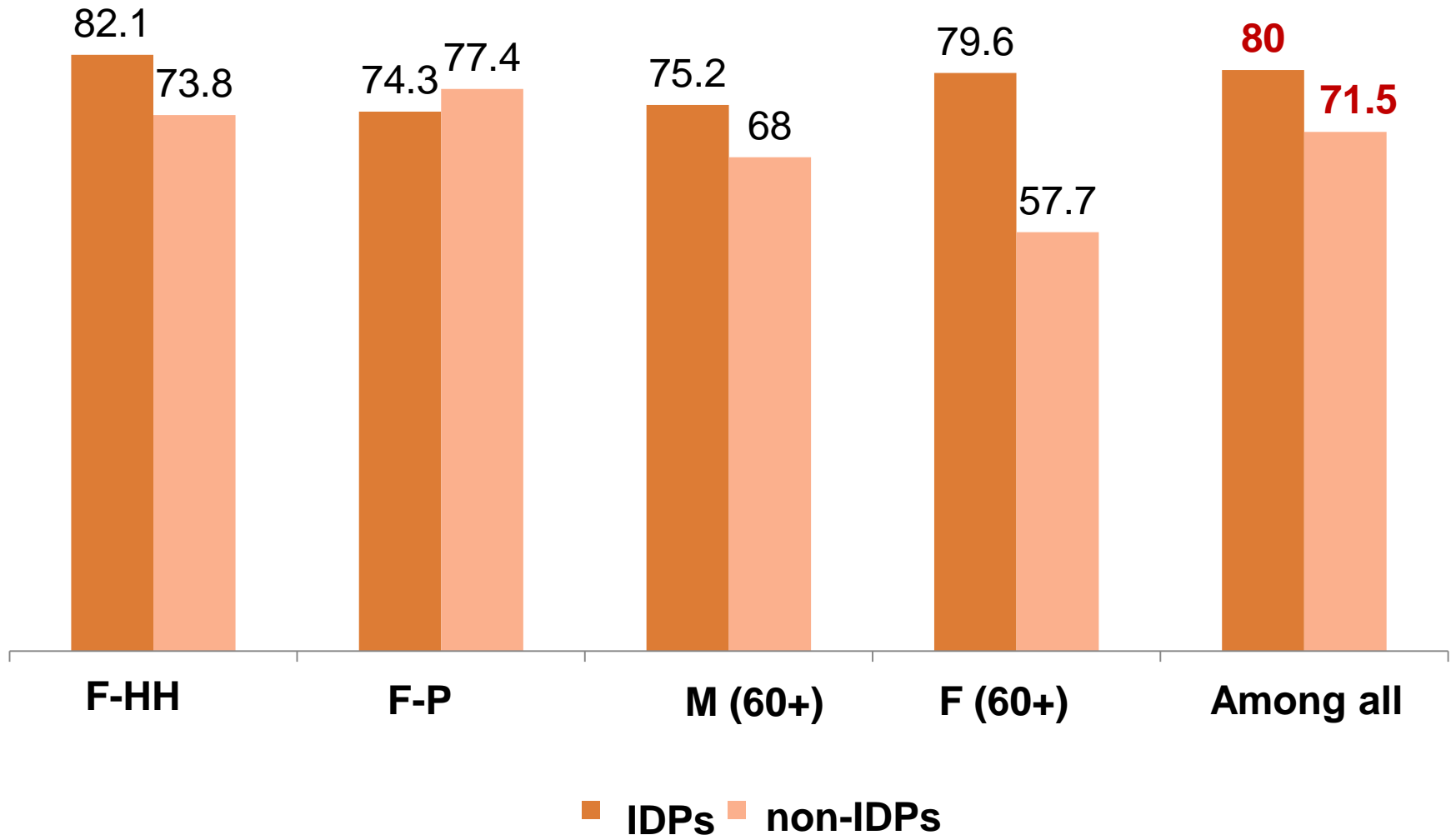
	F-HH	F-P	F (60+)	M (60+)	Among all
To police	53,0	52,5	48,8	55,6	52,6
To the representatives of volunteer (non-governmental) organizations	10,8	9,9	6,8	9,0	9,8
To social services (social workers)	10,1	5,9	5,6	7,5	8,6
To a lawyer	2,2	7,9	1,2	1,5	2,5
To a psychologist	2,8	1,0	0,6	3,0	2,3
To a medical establishment (medical workers)	1,2	2,0	1,2	0,8	1,2
To friends/acquaintances	5,5	3,0	8,6	3,8	5,5
To family members	8,1	10,9	8,0	6,8	8,2
I do not know where to address	36,8	36,6	42,6	38,3	37,9

(the alternative choices which were chosen by more than 2% of respondents are represented)

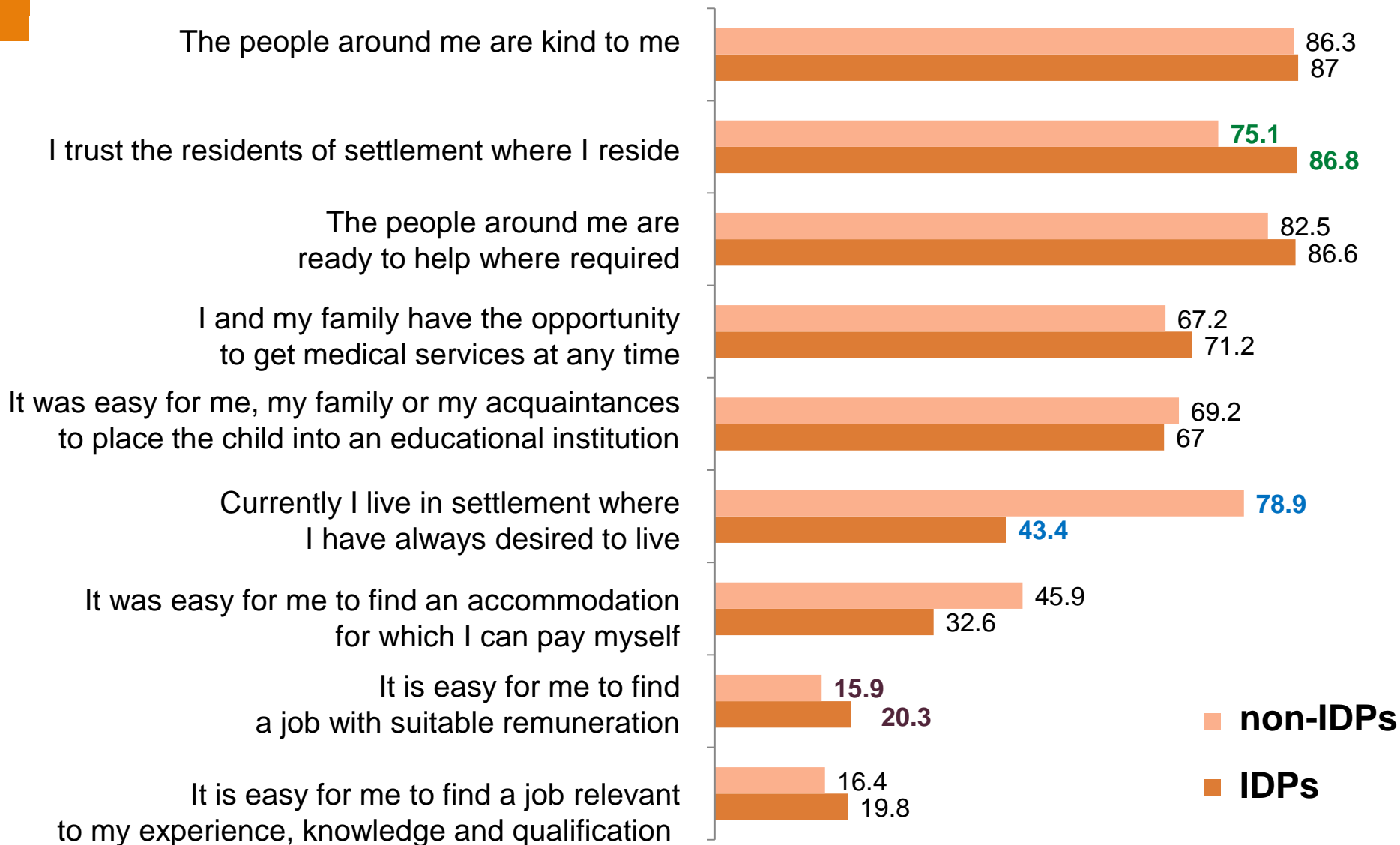
Reasons of people's failure to ask for help in case of facing various violent actions, %



Proportion of those who would like to get information on establishments and organizations that can help in case of committing violent actions, %



Characteristics of the social feeling condition, %



**Spheres of demonstration of unfair, prejudicial attitude related to the migrant status
(% of those who personally or whose family members have constantly experienced that)**

	IDPs					Non-IDPs				
	F-HH	F-P	M (60+)	F (60+)	Among all	F-HH	F-P	M (60+)	F (60+)	Among all
In solving accommodation problems (accommodation search/rent)	8.1	6.9	3.0	4.3	6.7	8.1	7.5	3.8	4.0	6.9
In search of a job, additional income	14.2	4.0	7.5	3.1	10.5	13.7	5.7	5.8	2.0	10.2
Upon drawing up welfare payments, subsidies etc.	3.3	1.0	2.3	1.9	2.7	9.3	1.9	7.7	2.0	7.2
Upon pension receiving	0.8	0.0	3.0	1.9	1.2	6.5	5.7	26.9	14.0	9.9
Upon medical services receiving	1.8	1.0	0.8	2.5	1.7	4.8	3.8	15.4	10.0	6.7
Upon bank services receiving	1.3	0.0	0.8	1.2	1,1	12,1	9.4	21.2	4.0	11.9
Upon legal services or consultations receiving	0.5	0.0	0.0	0.0	0.3	4.0	5.7	3.8	0.0	3.7
Upon salary agreement you were offered significantly lower salary	9.4	3.0	1.5	1.9	6.5	7.3	1.9	0.0	0.0	4.7

Ideas of respondents related to organizations and persons that can really protect their rights in case of their infringement, %



Conclusions

- Respondents more often note on violence with respect to others than to themselves.
- The most common kinds of violence are mental, physical, and economical, only few people reported about sexual violence.
- The most widespread kind of violence is intimidation. Women tend to perceive intimidation not only as a deliberate act, but as a source of fear (***“We all sit quietly, no one will attack anybody. And they show guns before our faces, check our documents. Leave, do not take weapon in public transport! It’s a horrible picture. So creepy! And they are constantly wearing masks, bearing weapons”.***) (non-IDPs)
- The main categories of people who committed violent acts are militaries of both sides of conflict: Ukrainian army (including volunteer battalions) and representatives of DPR/LPR (“militia” separatists, etc.). Respondents also noted employers, government officials, law enforcement agencies.
- The population needs to get information on institutions and organizations that help in the event of committing violent acts (reason of non-appealing – ***“I do not believe that anybody will help”***).
- Unfair, biased attitude in connection with the status of migrants in both groups was experienced by respondents in finding a job or extra money and solving housing problems. Non-IDPs noticed about bank services and pensions.
- The most popular defenders in violation of rights are members of the family/relatives, community organizations and local MPs.

**Thank you for your
attention!!!!**

O. Yaremenko UISR:

26 Panasa Myrnoho street, of. 210

Tel./fax: 044 501 50 75; 044 501 50 76

<http://www.uisr.org.ua/>