



# Ethiopia: 2018 HDRP Funding Update (as of 05 Apr 2018)



**\$1.658B**  
Required



**\$525m**  
Confirmed  
contributions




**32%**  
funded

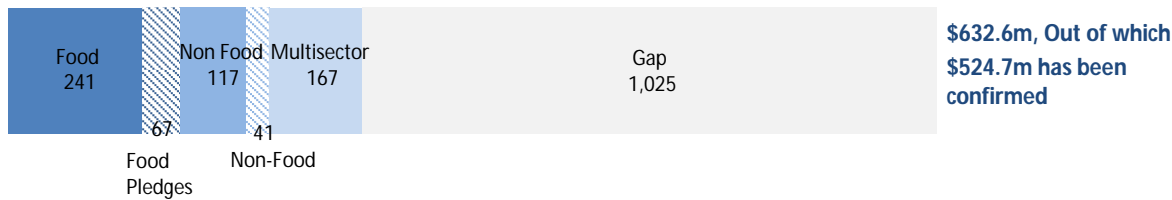


**\$107.9m**  
Additional  
pledges


## HDRP requirements - \$million



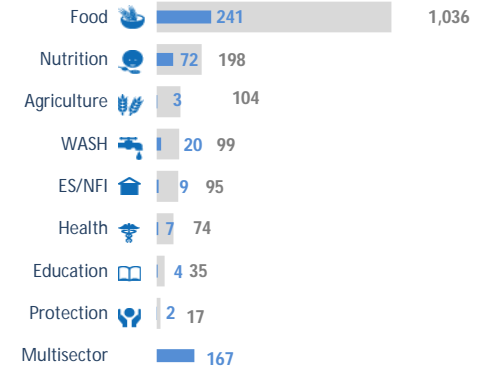
## Official & expected contributions - \$million



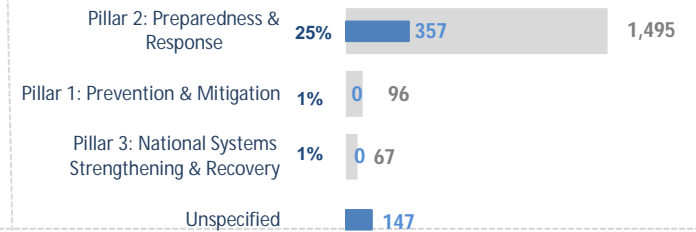
## Contributions by source - \$million



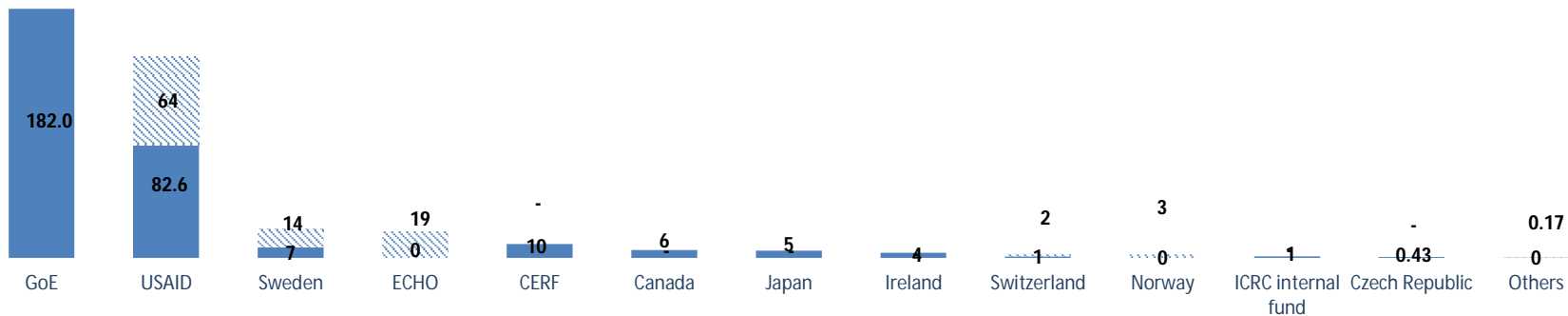
## Requirements and confirmed funding per sector - \$million



## Requirements and confirmed funding per pillar - \$million



## Contributions and Pledges by donor - \$million



**Legend**

- Requirements (Grey bar)
- Contributions (Blue bar)
- Pledges (Hatched bar)

### Remark:

1. FTS (<https://fts.unocha.org/>) has tracked \$41m of humanitarian contributions to date. The main differences with the in-country funds tracking are that FTS excludes Government contributions, includes funding towards refugee response, and only captures carry-over resources partially.
2. For additional updates or any inquiries, please contact us at [wosenyeleh@un.org](mailto:wosenyeleh@un.org) and [muhren@un.org](mailto:muhren@un.org)
3. Sources: Donors, recipient agencies, clusters and FTS

## 2018 HRD Funding (US\$) Status Summary Table

Sectors	Requirements 2018	Carry-over from 2017	New Contribution	Total Contribution	Gap	% Coverage of the total requirement
Food	1,035,579,249	121,645,302	119,486,080	241,131,382	794,447,867	23%
Nutrition	198,255,194	65,087,196	7,217,200	72,304,396	125,950,798	36%
Health	74,000,000	6,046,813	771,379	6,818,192	67,181,808	9%
WASH	99,024,000	12,652,632	7,211,275	19,863,907	79,160,093	20%
Agriculture	104,363,825	2,712,770	-	2,712,770	101,651,055	3%
Education	34,528,054	975,963	3,122,423	4,098,386	30,429,668	12%
Protection	17,300,000	1,600,000	530,000	2,130,000	15,170,000	12%
Emergency Shelter/NFI	94,862,500	4,579,635	4,551,490	9,131,125	85,731,375	10%
<i>Multi-sectors</i>			166,523,217	166,523,217	(166,523,217)	
<b>Total</b>	<b>1,657,912,822</b>	<b>215,300,311</b>	<b>309,413,064</b>	<b>524,713,375</b>	<b>1,133,199,447</b>	<b>32%</b>

## Donors funding to the HRD by sector

Donor	Sector									
	Food	Nutrition	WASH	ES-NFI	Health	Education	Agriculture	Protection	Multisector	Grand Total
GoE	35,473,485								146,557,176	182,030,661
USAID	78,566,044	4,017,200								82,583,244
CERF			6,431,275	3,499,420						9,930,695
Sweden	3,046,551								4,441,624	7,488,175
Canada	2,400,000	2,200,000	540,000		324,000	110,476				5,574,476
Japan		1,000,000			447,379	3,000,000		530,000	283,000	5,260,379
Ireland									3,726,708	3,726,708
Switzerland									1,064,963	1,064,963
ICRC internal fund				949,070						949,070
Czech Republic			240,000						192,001	432,001
CRS Private funds				73,000						73,000
SCI private funds				30,000						30,000
Spanish Comm. UNICEF						11,947				11,947
Carry-over	121,645,302	65,087,196	12,652,632	4,579,635	6,046,813	975,963	2,712,770	1,600,000		215,300,311
EHF Carry-over									10,257,745	10,257,745
EHF Allocation to Sectors									-	-
EHF Adjustment									**	-
<b>Grand Total</b>	<b>241,131,382</b>	<b>72,304,396</b>	<b>19,863,907</b>	<b>9,131,125</b>	<b>6,818,192</b>	<b>4,098,386</b>	<b>2,712,770</b>	<b>2,130,000</b>	<b>166,523,217</b>	<b>524,713,375</b>
									<b>Total Response</b>	<b>524,713,375</b>