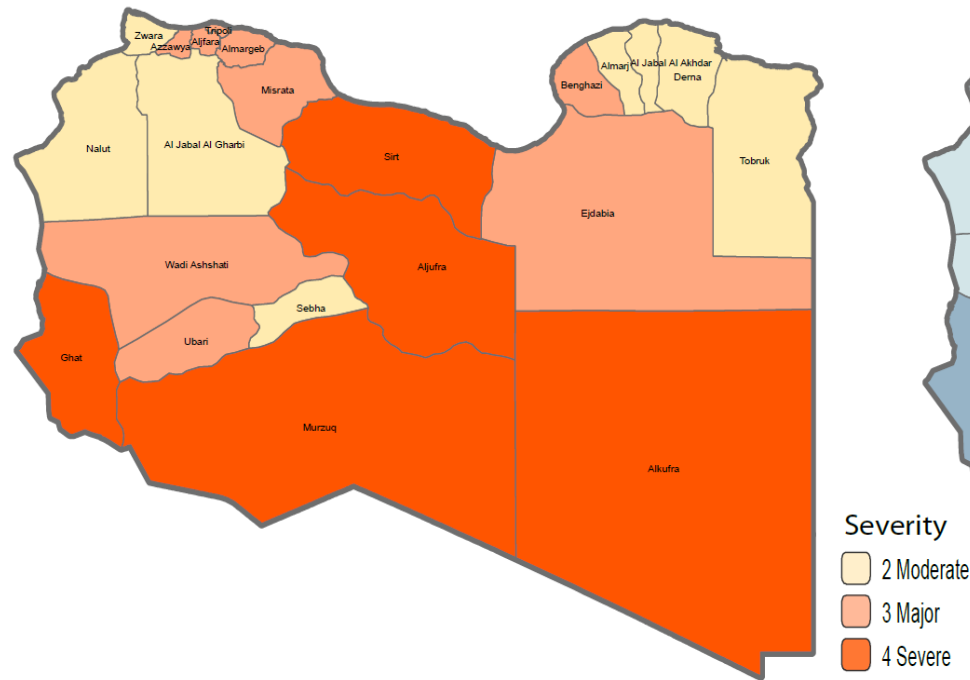


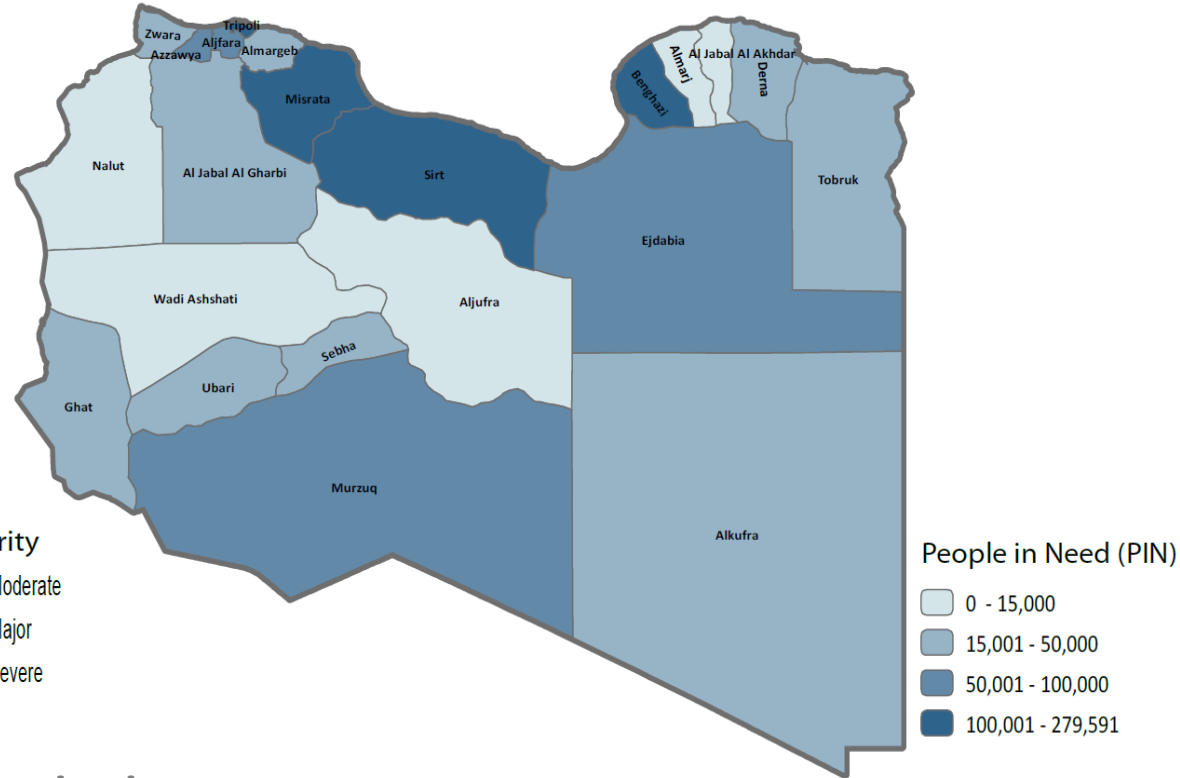
Health sector operational response, 4W Libya

November 2021

2021 Health Sector Severity scale



2021 Health Sector Distribution of People in Need



Population group	Total	Health PIN
Migrants	538,264	301,026
Returnees	493,716	180,482
IDPs	92,241	168,728
Refugees	46,245	46,245
Nondisplaced	5.9 M	498,908



13 Reporting/implementing organizations

- UN Agencies (5)
 - IOM, UNHCR, UNFPA, UNICEF, WHO
- International NGOs (8)
 - IRC, IMC, PUI, WWGVC, TdH, HI, MSF Holland
- Local NGOs (1)
 - LRC



33,329

Medical procedures provided



115

Health facilities supported with health services and commodities



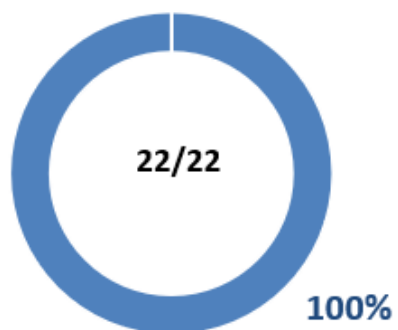
2.47 M People affected

1.19 M People in need

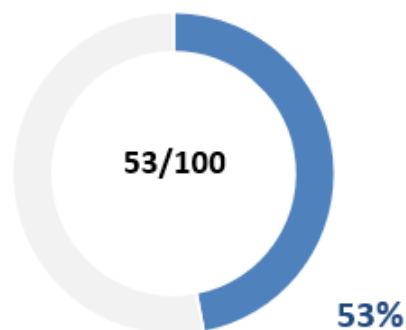
1.01 M P. acute need (health)

Reached districts, municipalities and severity scales

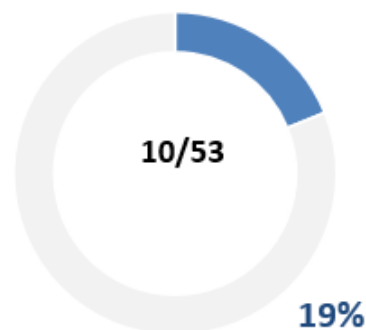
Districts reached



Municipalities reached



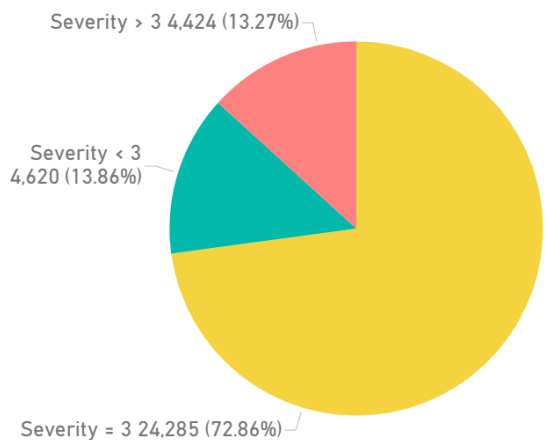
Municipalities reached are in severity scale >3



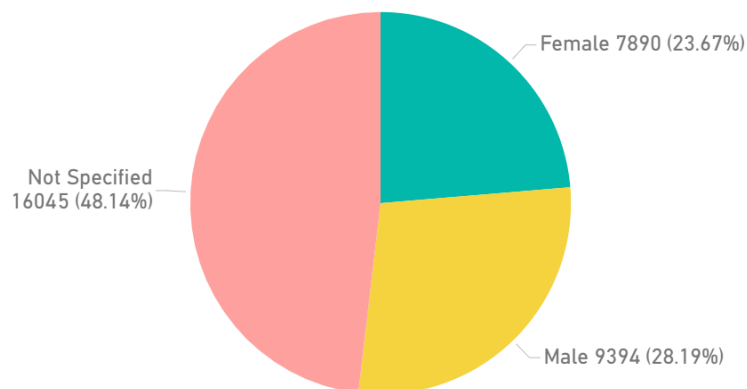
Medical procedures provided



Medical procedures by severity scales

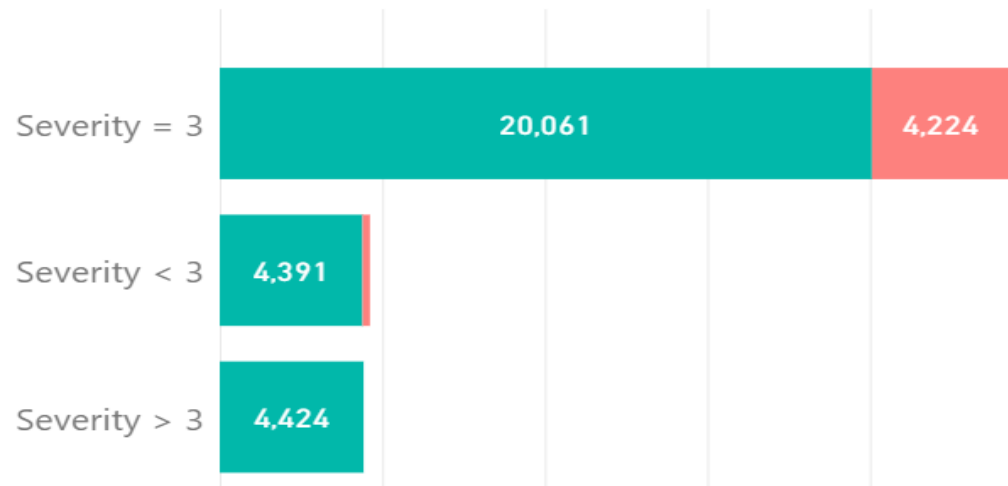


Medical procedures by gender

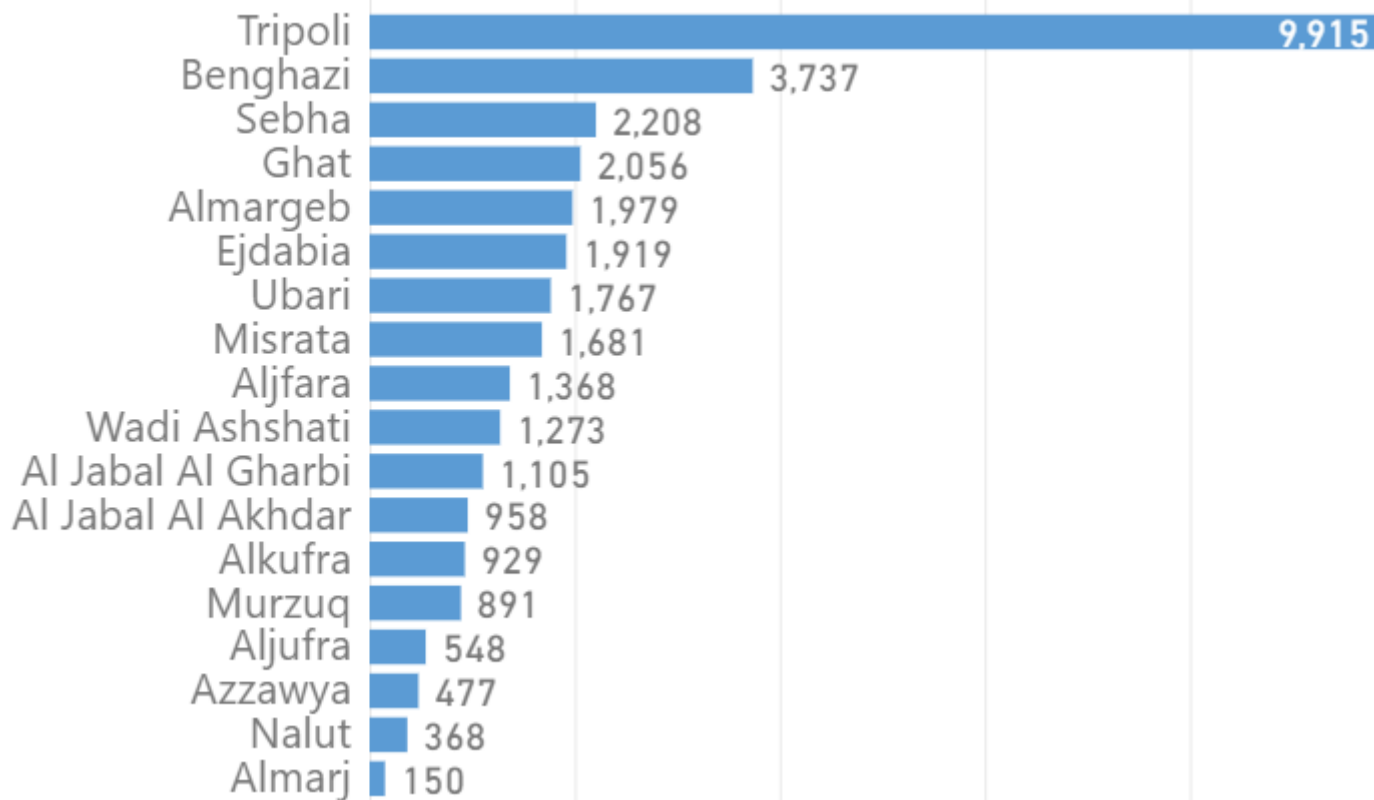
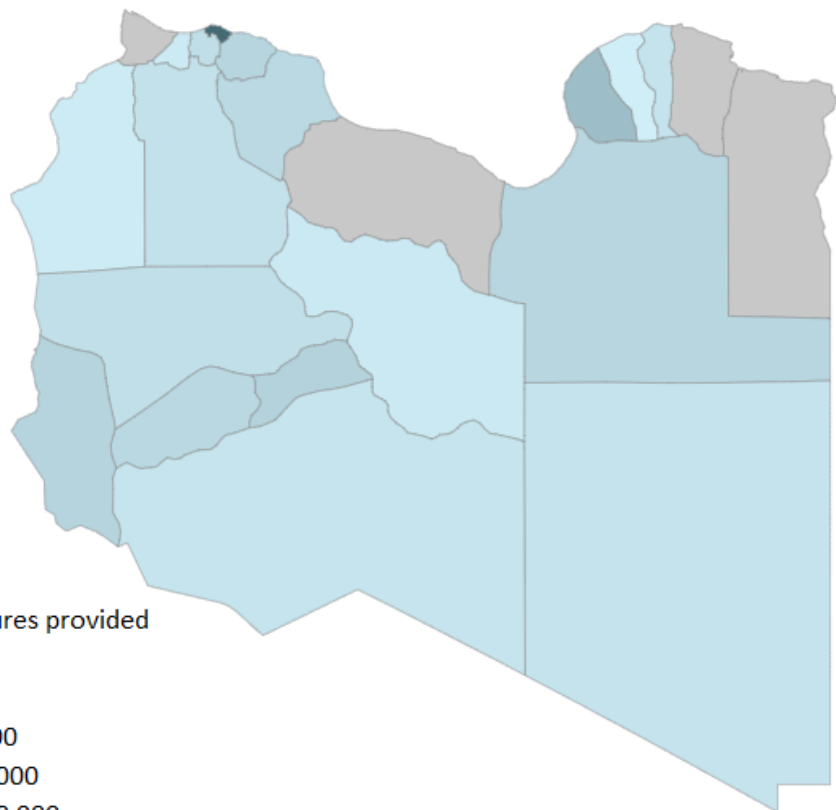


Medical procedures by project types


Plan Type ● HRP ● Non HRP



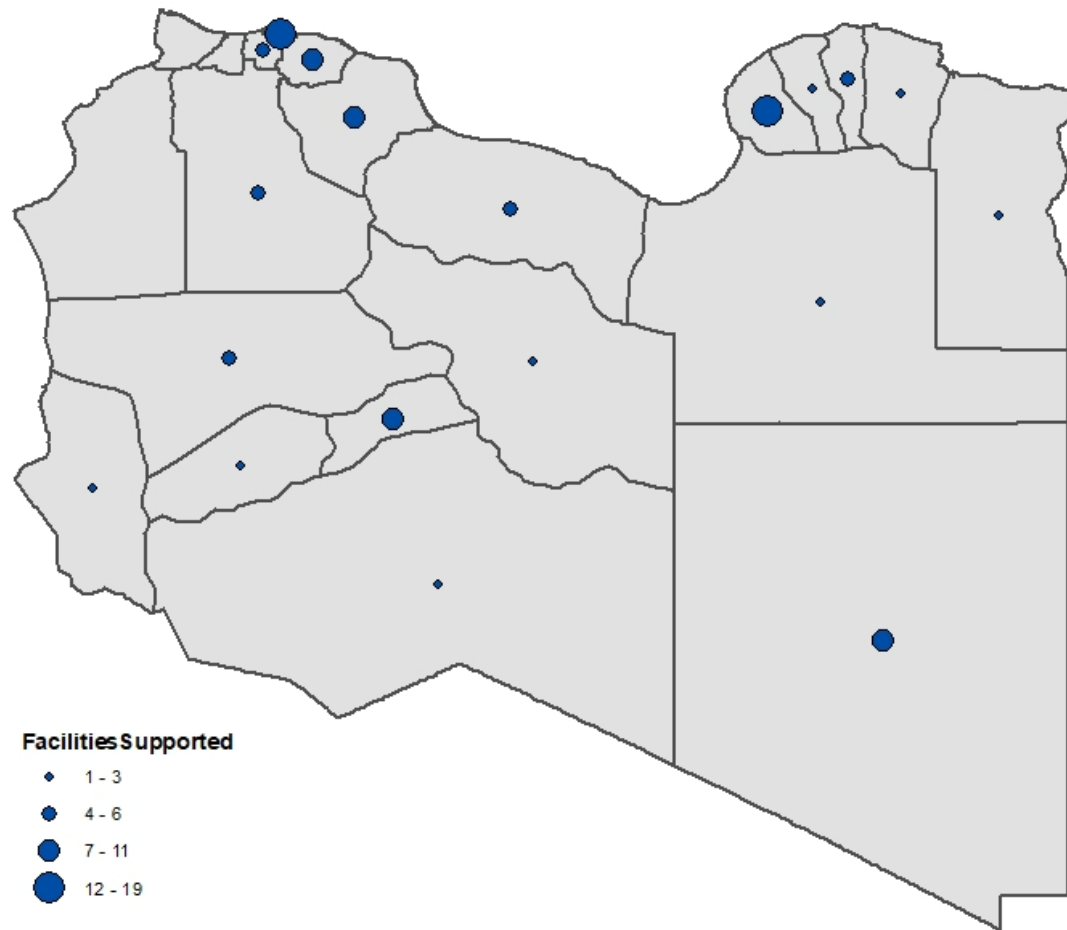
Medical procedures by districts



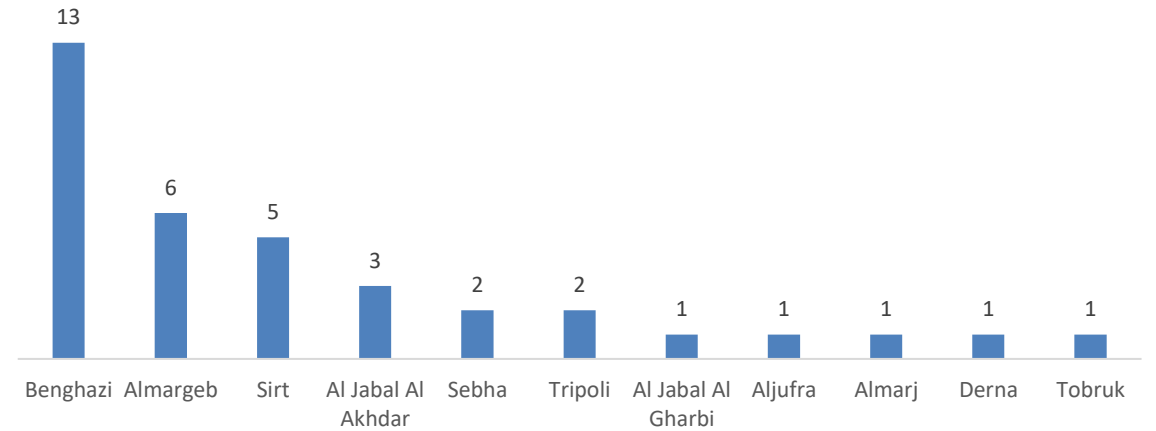
Medical procedures provided



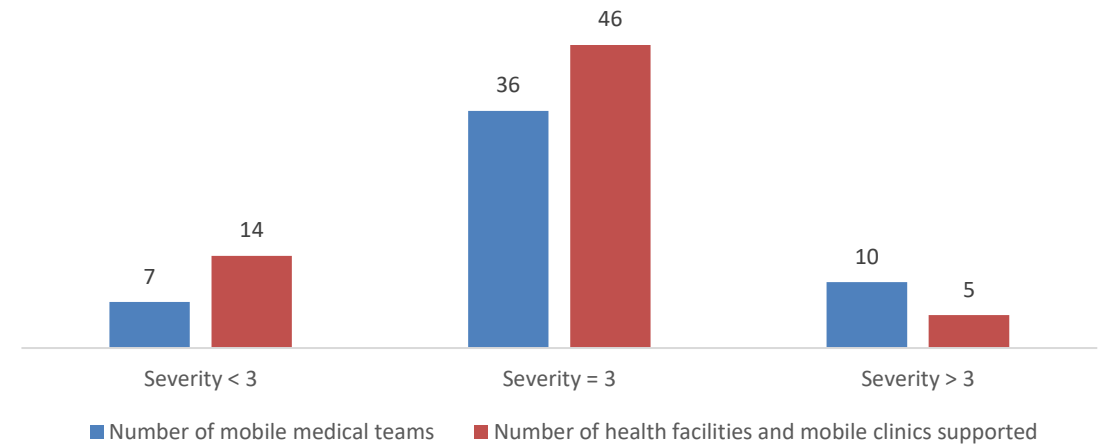
Health facilities supported



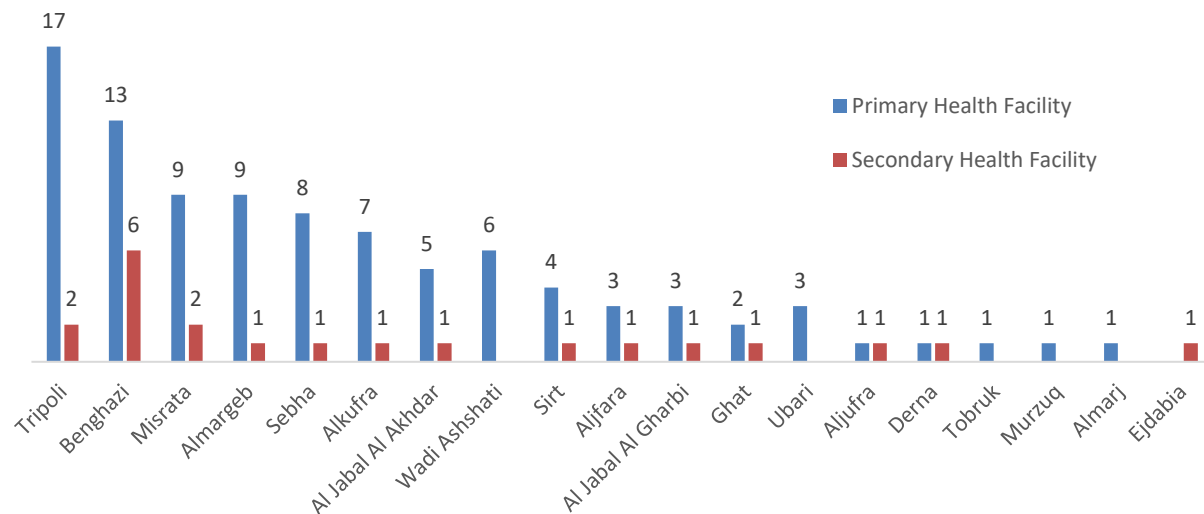
Number of provided standard health kits and medical equipment by district



Number of health facilities and mobile clinics, supported by Mobile Medical Team, by severity scales



Number of public health facilities supported with health services and commodities



- Supported health facilities and provide services in different points of service delivery (IDP Camps, detention centres, disembarkation points)

	Number of public health facilities supported	Number of official detention centers covered	Number of IDP camps/settlements covered	Number of disembarkation points covered
Severity < 3	9	4	-	1
Severity = 3	32	8	4	2
Severity > 3	5	-	-	-

COVID-19 response indicators

COVID response reported organizations

IOM, PUI, WHO, MSF-Holland, IMC, UNFPA, UNICEF, WW-GVC, TdH.

INDICATORS	Jan	Feb	Mar	April	May	June	July	Aug	Sept	Oct	Nov	Total
# of coordination meeting with health authorities/partners conducted	10	10	15	10	10	10	10	10	10	10	10	115
# of biweekly operational and epidemiological update disseminated	2	2	2	2	2	2	2	2	2	2	2	22
# of daily situation update disseminated	26	24	26	26	26	26	26	26	26	26	26	284
# IEC materials distributed	1,100	1,414	44,700	-	-	-	3,000	284	544	20,743	3,056	74,841
People reached with messages on COVID-19 preventive measures and access to health care (Libyan)	-	1,866	73,370	312	2,991	236	798,508	1,517,822	998,721	214,118	552,849	4,160,793
People reached with messages on COVID-19 preventive measures and access to health care (Non Libyan)	-	6,630	15,492	13	4	12,532	2,686	9,697	10,018	12,234	9,518	78,824
# of total RRT supported	-	150	-	-	-	-	-	-	-	-	-	150
# of surveillance officers trained on COVID -19 data collection	-	-	-	19	-	46	-	-	14	-	19	98
# of labs supported by technical support and training	-	7	-	1	-	4	-	-	-	-	-	12
# of RT-PCR machines distributed	-	-	-	-	-	-	-	3	-	-	-	3
# of swabs and medium provided	-	32	59	102	-	-	-	1,238	150	-	-	1,581
# of provided RT-PCR kits	-	-	3,000	4,033	120	-	-	-	-	-	-	7,153
# of Lab reagents distributed	-	-	2,229	230	319	138	76	6	-	-	-	2,998
# of provided antigen-based rapid diagnostic tests (WHO approved)	10,400	260	9,800	3,250	10,500	982	221	-	-	7,250	15,175	57,838
# disinfectant materials distributed	-	-	44	-	-	596	-	-	-	-	-	640
# thermometers (non-contact & clinical)	-	8	80	60	-	279	64	50	50	14	-	605
PPEs (# Coverall)	-	1,200	3,532	700	-	1,250	-	2,300	18	-	20	9,020
PPEs (# Face Shield)	400	9,900	4,115	13,652	-	3,830	-	1,114	200	510	100	33,821
PPEs (# Gloves)	-	102,300	129,205	52,511	1,150	88,700	39,681	40,128	3,928	1,300	76,700	535,603
PPEs (# Goggles)	-	2,100	1,467	2,450	100	2,310	-	100	100	140	-	8,767
PPEs (# Gowns)	-	1,800	16,655	2,198	49	3,120	2,870	3,699	826	4,020	2,860	38,097
PPEs (# Mask 95)	11,500	239,500	12,363	17,614	31,152	15,200	3,667	4,607	-	910,930	14,483	1,261,016
PPEs (# Surgical Masks)	12,500	123,020	363,250	155,946	10,104	710,400	358,005	65,792	1,482	270	1,415,600	3,203,869
# of supplied oxygen plants	-	-	-	-	-	-	-	-	-	-	-	-
# of supplied oxygen cylinders	-	-	-	-	-	-	-	-	-	60	-	60
# of supplied ICU patient ventilators (adult and children)	7	-	-	1	-	3	1	5	1	-	-	18
# of distributed patient monitors	-	-	-	-	-	-	-	-	-	-	-	-
# of supplied liquid oxygen plants	-	-	-	-	-	-	-	-	-	-	-	-
# of distributed pulse oximeter	-	-	-	-	-	-	-	25	230	48	-	303
# of supplied oxygen concentrators	31	2	8	20	-	25	30	64	22	-	-	202
# of HCWs trained on IPC (Infection Prevention Control)	6	-	128	93	-	34	164	261	35	86	49	856
# of PHC HCWs trained on COVID19 (Essential Health Services)	-	-	62	-	-	-	23	32	50	15	26	208
# of facilities with Isolation center for COVID-19	58	58	58	58	58	58	56	56	56	58	58	58

