



# Ethiopia: 2018 HDRP Funding Update (as of 26 September 2018)




**\$1.658b**  
Required

**\$747m**  
Confirmed  
contributions

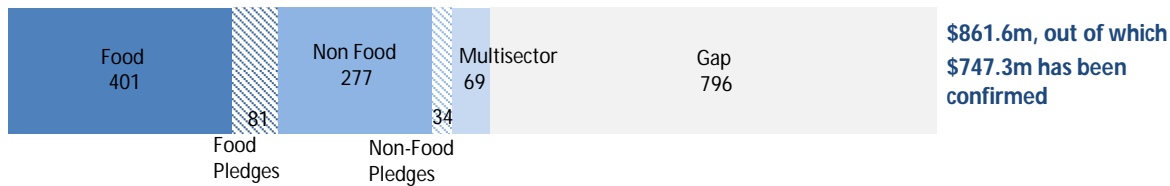
**45%**  
funded

**\$114m**  
Additional  
pledges

## HDRP requirements - \$million



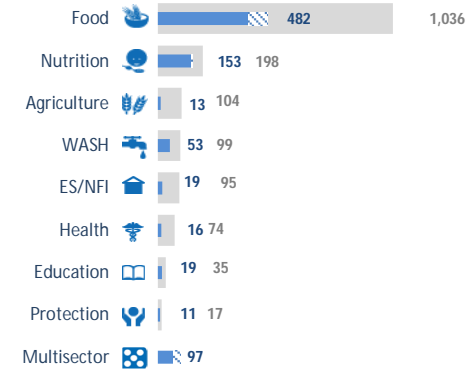
## Official & expected contributions - \$million



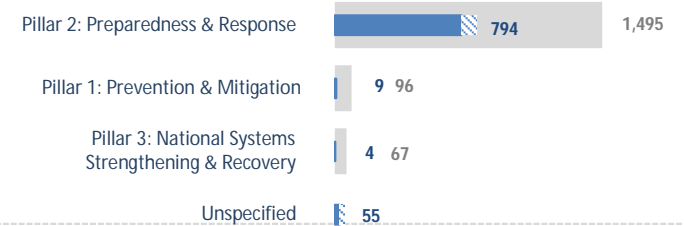
## Contributions by source - \$million




## Requirements and funding per sector - \$million



## Requirements and funding per pillar - \$million



## Contributions and Pledges by donor - \$million



### Remark:

- This funding update does not capture contributions to the recent Flash Appeal (<https://www.humanitarianresponse.info/en/operations/ethiopia/document/ethiopia-response-plan-internal-displacement-around-gedeo-snnpr-and>).
- FTS - <https://fts.unocha.org/appeals/660/summary> - has tracked \$295.8m of humanitarian contributions to date. The main differences with the in-country funds tracking are that FTS deducts confirmed Government and development contributions from the overall requirements, excludes Government contributions and only captures carry-over resources partially.
- For additional updates or any inquiries, please contact us at [wosenyeleh@un.org](mailto:wosenyeleh@un.org) and [muhren@un.org](mailto:muhren@un.org)
- Sources: Donors, recipient agencies, clusters and FTS

## 2018 HDRP Funding (US\$) Status - Confirmed contributions summary table

Sectors	Requirements 2018	Carry-over from 2017	New Contribution	Total Contribution	Gap	% Coverage of the total requirement
Food	1,035,579,249	121,645,302	279,609,784	401,255,086	634,324,163	39%
Nutrition	198,255,194	65,087,196	81,644,221	146,731,417	51,523,777	74%
Health	74,000,000	6,046,813	9,539,152	15,585,965	58,414,035	21%
WASH	99,024,000	12,652,632	40,229,198	52,881,830	46,142,170	53%
Agriculture	104,363,825	2,712,770	10,185,974	12,898,744	91,465,081	12%
Education	34,528,054	975,963	17,855,943	18,831,906	15,696,148	55%
Protection	17,300,000	1,209,412*	9,342,043	10,551,455	6,748,545	61%
Emergency Shelter/NFI	94,862,500	4,549,491	14,831,631	19,381,122	75,481,378	20%
<i>Multi-sectors</i>			69,155,206	69,155,206	(69,155,206)	
<b>Total</b>	<b>1,657,912,822</b>	<b>214,879,579</b>	<b>532,393,151</b>	<b>747,272,731</b>	<b>910,640,091</b>	<b>45%</b>

\*The Protection Cluster carry-over amount has recently been corrected

## Donors funding to the HRD by sector

Donor	Sector									
	Food	Nutrition	WASH	ES-NFI	Education	Health	Agriculture	Protection	Multisector	Grand Total
USAID	128,538,704	37,094,527	7,391,458	1,000,000		970,402	2,322,194	373,630	14,750,000	192,440,916
GoE	145,624,529				11,737,451				24,668,681	182,030,661
ECHO		11,521,544	5,842,040	3,336,000	987,654	347,222	2,078,368	3,856,538	1,286,509	29,255,875
United Kingdom		3,128,628	1,473,036						20,113,077	24,714,741
Sweden	3,046,551	2,523,589	1,849,240	296,604	300,843	784,792	1,187,491	409,010	7,930,439	18,328,559
Germany									16,341,667	16,341,667
CERF		1,496,790	5,977,815	3,499,420						10,974,026
Canada	2,400,000	7,083,334	702,875		124,005	303,062	176,191			10,789,468
Japan		842,593	713,211		3,000,000	447,379		106,000	283,000	5,392,183
Ireland		25,000		115,000					5,085,804	5,225,804
EHF Adjustment									4,500,000	4,500,000
Switzerland							623,127		2,585,932	3,209,059
SCI internal resources		2,421,378	359,600	239,050						3,020,028
WV Internal resources		881,000	291,900	633,970			144,080			1,950,950
UNICEF internal resources			991,644		78,047	421,915		140,000		1,631,606
UNHCR Internal resource								1,455,000		1,455,000
Finland		1,445,335								1,445,335
France		578,704			617,284					1,195,988
Newzealand		1,089,248								1,089,248
ICRC Internal resources				949,070						949,070
DKH			899,436							899,436
IR internal resources		228,159	566,467							794,626
JPF			653,235							653,235
CARE Internal resource			640,444							640,444
UNHCR				632,450						632,450
Austria		603,865								603,865
Czech Republic			330,474						192,001	522,475
DEC			520,199							520,199
EPF (Emergency Pooled Fund)								500,000		500,000
Caritas internal resource			459,660							459,660
Denmark								310,044		310,044
Korea			153,037					150,000		303,037
DEC		216,677					66,072			282,749
CRS Internal resources				242,320						242,320
Belgium		200,000								200,000
Crown Family		200,000								200,000
Netherlands				48,400			146,092			194,492
EARO Pool fund		175,000								175,000
Danida		130,000	29,000							159,000
CRS internal resource			148,531							148,531
JOAC				128,742						128,742
Trocaire and CP&D			119,410							119,410
CLWR							92,115			92,115
Danish Emergency Relief Fund (DERF)							80,000			80,000
Norway							67,781			67,781
CAFOD			67,000							67,000
ZOA internal resources			63,077							63,077
Multidonor		40,515								40,515
WV Staff contribution					23,000					23,000
HFH/HFD			6,500							6,500
Other resources (Unreported C/O)			2,826,521							2,826,521
Carry-over	121,645,302	65,087,196	12,652,632	4,549,491	975,963	6,046,813	2,712,770	1,209,412		214,879,579
EHF Carry-over									10,233,730	10,233,730
EHF Allocation		9,718,334	7,153,387	3,710,605	987,659	6,264,380	3,202,463	2,041,821	(38,815,635)	(5,736,986)
<b>Grand Total</b>	<b>401,255,086</b>	<b>146,731,417</b>	<b>52,881,830</b>	<b>19,381,122</b>	<b>18,831,906</b>	<b>15,585,965</b>	<b>12,898,744</b>	<b>10,551,455</b>	<b>69,155,206</b>	<b>747,272,731</b>

\* Total EHF allocation, \*\* EHF allocation to Gedeo-West guji response plan

**Total confirmed contributions****747,272,731**