

KEY FACTS AND FIGURES

IDPs		GOVERNORATES	
416K	RETURNEES 212K	ALEPPO	154K
SINCE 1 APRIL 2020	IDPs 203K	IDLEB	261K

RESPONSE*

# OF PARTNERS**	FOOD DISTRIBUTION	
7	FOOD BASKETS	51K
2	COOKED MEALS	3K
3	READY TO EAT RATIONS (RTERs)	87K

No CASH activities reported for this month.

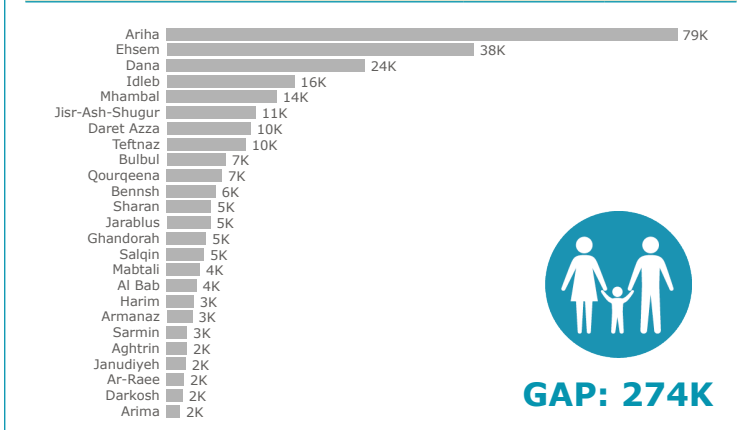
*Over the last 30 days.

**FSL partners may deliver food assistance through multiple response modalities.

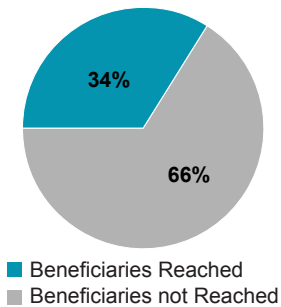
TOTAL # OF BENEFICIARIES REACHED

142K	ALEPPO	104K
	IDLEB	38K

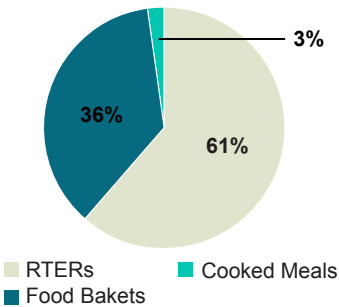
Gaps at Sub-District Level for Food Security Cluster Cross Border Operations



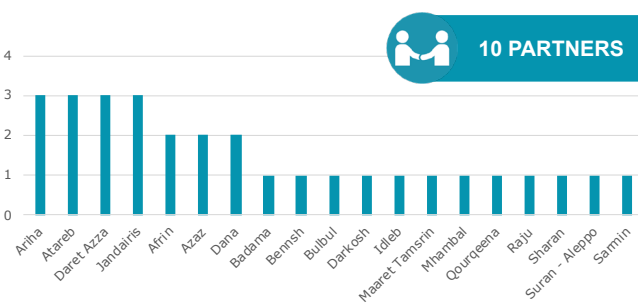
GAP ANALYSIS



RESPONSE MODALITIES



NUMBER OF PARTNERS BY SUB-DISTRICT



Date: 1 September 2020