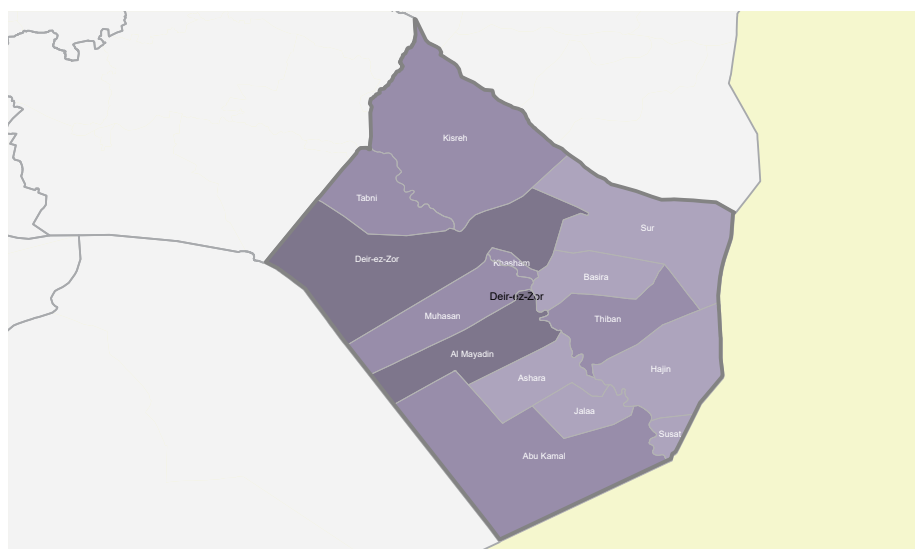


Deir Ez Zor

PROTECTION SEVERITY RANKING BY SUB-DISTRICT



Severity ranking by sub-districts considered 3 indicators:

- i) % of IDPs in the population;
- ii) conflict incidents weighted according to the extent of impact; and
- iii) population in hard-to-reach communities.

Severity ranks

- No problem
- Minor problem
- Moderate problem
- Major problem
- Severe problem
- Critical problem
- Catastrophic problem

POPULATION DATA

	Number of Locations	0-4 Years	5-14 Years	15-17 Years	Total Children	% of Children	Total Population
Communities	136	—			—		
Overall Population	—	12%	27%	6%	400K	45%	895K
PIN	—	12%	25%	8%	329K	45%	740K
IDP	—	12%	27%	6%	68K	45%	152K
Hard to Reach Locations	135	12%	27%	6%	285K	45%	638K
Besieged Locations	0	—			—		
Military Encircled Locations	1	12%	27%	6%	37K	45%	84K

* estimates to support humanitarian planning processes only

SUMMARY OF FINDINGS

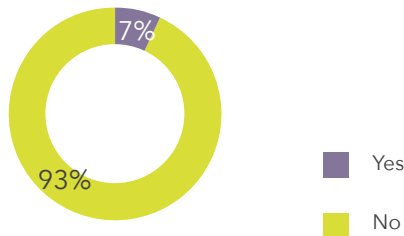
131 communities (96%) were assessed in Deir-ez-Zor governorate.

- In 7 per cent of assessed communities, respondents reported child labour preventing school attendance was an issue of concern. Both adolescent boys in different age groups 15-17 and 12-14 years were considered equally affected (7%).
- In 99 per cent of assessed communities, respondents reported child recruitment was an issue of concern. Adolescent boys (98%) followed by boys <12 years (75%) were considered the most affected child population groups.
- In 74 per cent of assessed communities, respondents reported unaccompanied and separated children was an

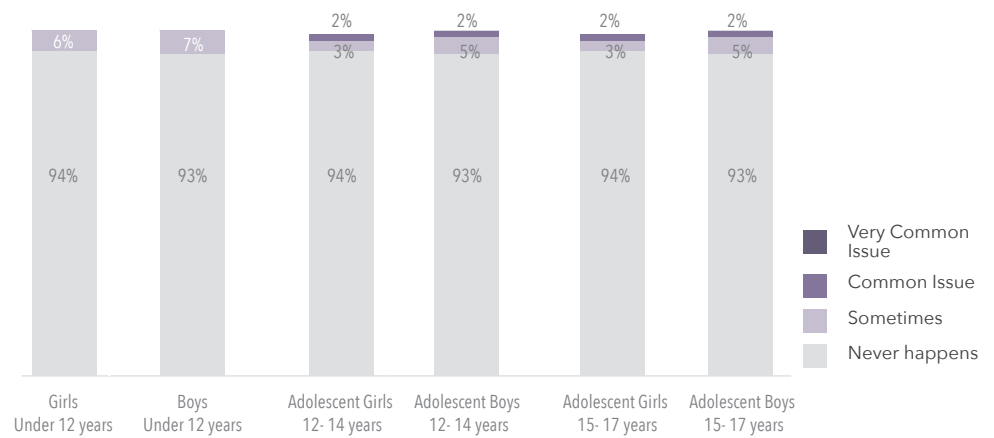
issue of concern. Adolescent boys (70%) followed by adolescent girls (8%) were considered most affected child population groups.

- In 100 percent of assessed communities respondents reported that family violence was an issue of concern. Adolescent girls (100%) followed by both girls <12 years and boys <12 years (99%) were considered the most affected child population groups.
- In 87 per cent of assessed communities, respondents reported child marriage was an issue of concern. Both adolescent boys and adolescent girls were considered equally affected (87%).
- In 100 percent of assessed communities, respondents reported lack/ loss of civil documentation was an issue of concern. Adolescent boys (69%) followed by adolescent boys (54%) were considered the most affected child population groups.

CHILD LABOUR

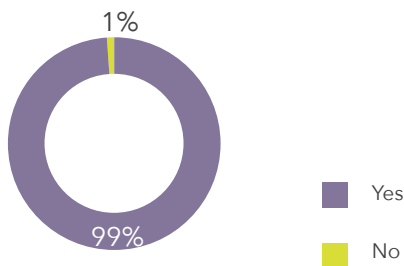


Percentage of assessed communities in which respondents reported Child Labour preventing school attendance

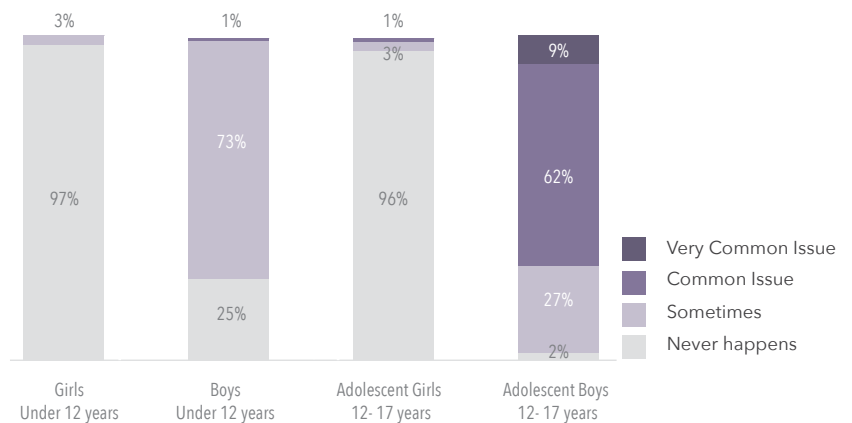


Percentage of assessed communities in which respondents reported Child Labour preventing school attendance; disaggregated by age and sex

CHILD RECRUITMENT

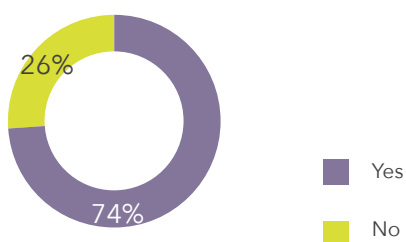


Percentage of assessed communities in which respondents reported the occurrence of Child Recruitment

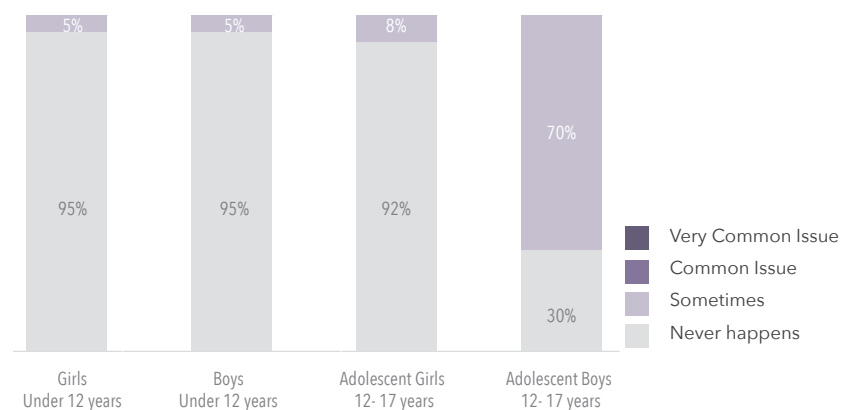


Percentage of assessed communities in which respondents reported the occurrence of Child Recruitment; disaggregated by age and sex

UNACCOMPANIED AND SEPARATED CHILDREN

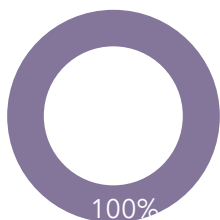


Percentage of assessed communities in which respondents reported the occurrence of Family Separation

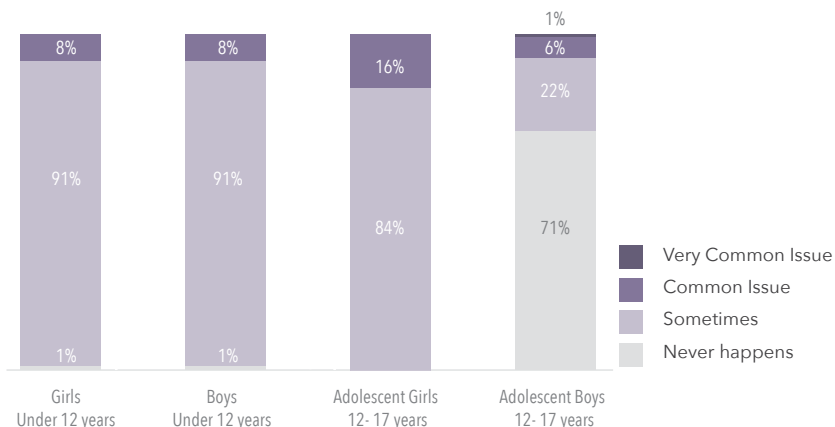


Percentage of assessed communities in which respondents reported the occurrence of Family Separation; disaggregated by age and sex

FAMILY VIOLENCE

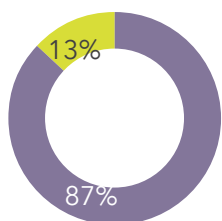


Percentage of assessed communities in which respondents reported the occurrence of Family Violence

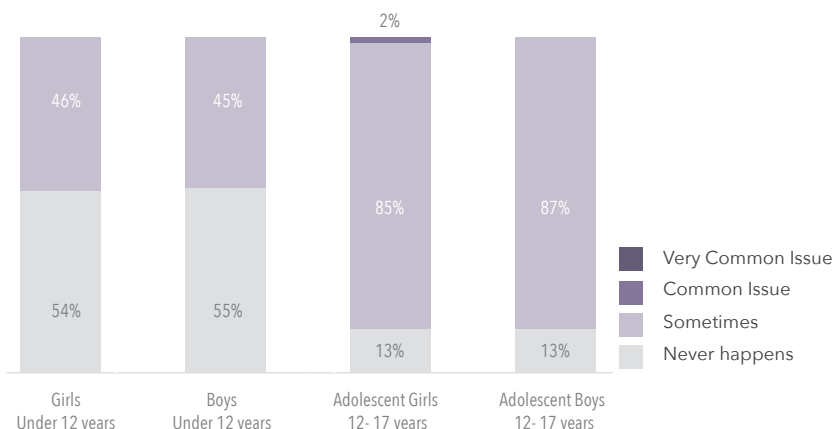


Percentage of assessed communities in which respondents reported the occurrence of Family Violence; disaggregated by age and sex

CHILD MARRIAGE

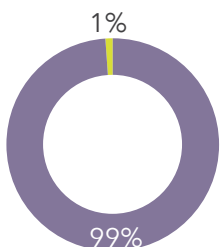


Percentage of assessed communities in which respondents reported the occurrence of Child Marriage

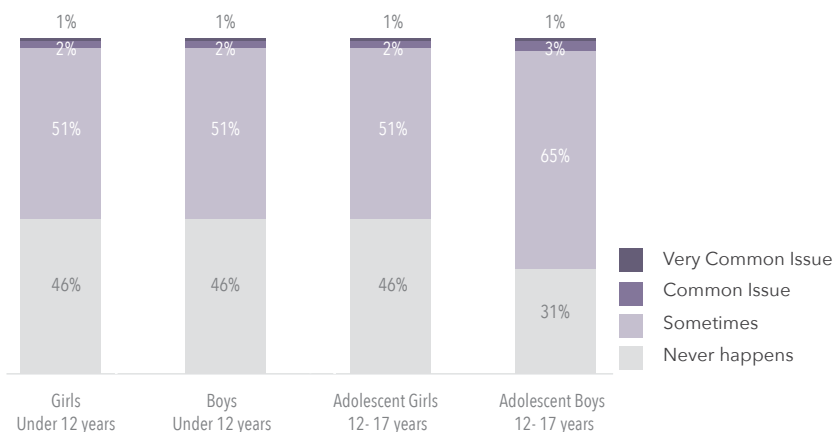


Percentage of assessed communities in which respondents reported the occurrence of Child Marriage; disaggregated by age and sex

LACK/ LOSS OF CIVIL DOCUMENTATION (INCLUDING BIRTH REGISTRATION)



Percentage of assessed communities in which respondents reported the Lack/ Loss of Civil Documentation



Percentage of assessed communities in which respondents reported the Lack/ Loss of Civil Documentation; disaggregated by age and sex

("occurrence" refers to protection risks that were described as happening "sometimes"; or as being "common" or "very common")