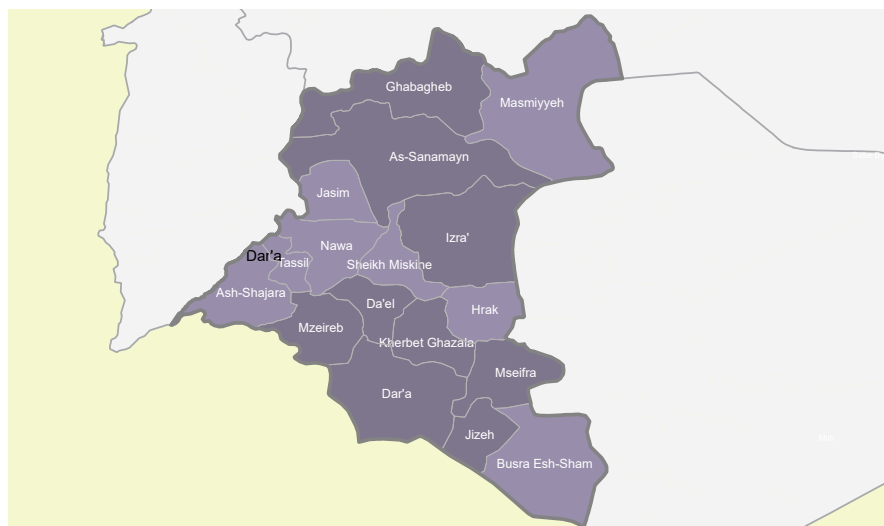


# Dar'a

## PROTECTION SEVERITY RANKING BY SUB-DISTRICT



Severity ranking by sub-districts considered 3 indicators:

- i) % of IDPs in the population;
- ii) conflict incidents weighted according to the extent of impact; and
- iii) population in hard-to-reach communities.

### Severity ranks

- No problem
- Minor problem
- Moderate problem
- Major problem
- Severe problem
- Critical problem
- Catastrophic problem

## POPULATION DATA

	Number of Locations	0-4 Years	5-14 Years	15-17 Years	Total Children	% of Children	Total Population
Communities	148	—			—		
Overall Population	—	14%	26%	7%	421K	47%	899K
PIN	—	14%	25%	8%	329K	47%	701K
IDP	—	14%	26%	7%	154K	47%	330K
Hard to Reach Locations	33	14%	26%	7%	28K	47%	61K
Besieged Locations	0	—			—		
Military Encircled Locations	1	14%	26%	7%	3K	47%	6K

\* estimates to support humanitarian planning processes only

## SUMMARY OF FINDINGS

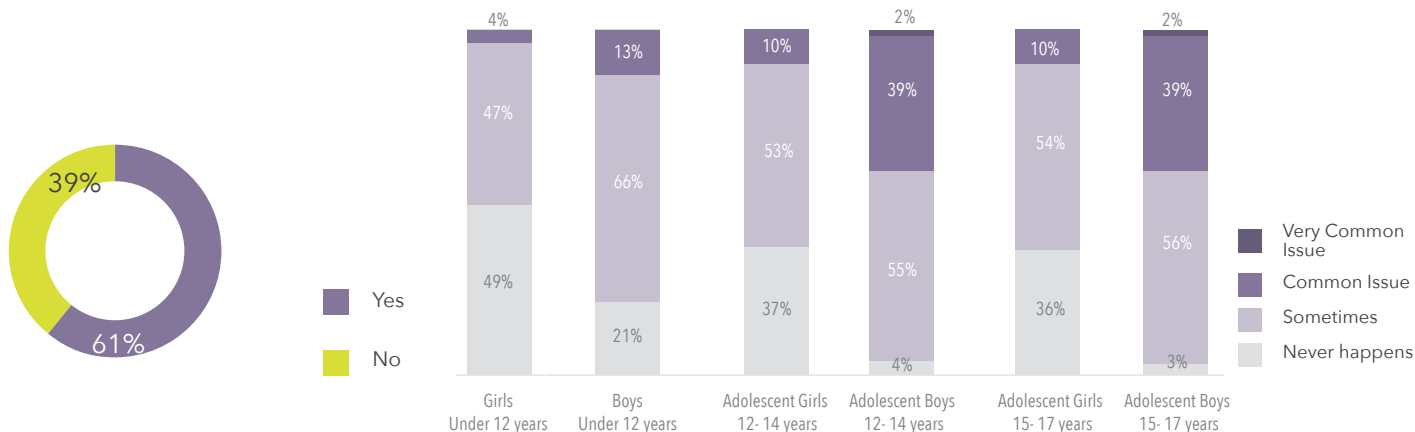
114 communities (77%) were assessed in Dar'a governorate.

- In 50 per cent of assessed communities, respondents reported child labour preventing school attendance was an issue of concern. Adolescent boys (41%) followed by adolescent girls (36%) were considered the most affected child population groups.
- In 61 per cent of assessed communities, respondents reported child recruitment was an issue of concern. Adolescent boys 12-17 years (61%) followed by boys <12 years (17%) were considered the most affected child population groups.
- In 61 per cent of assessed communities, respondents reported unaccompanied and separated children was an issue of concern. Adolescent boys 15-17 years (97%) followed by Adolescent boys 12-14 years (96%) were considered most

affected child population groups.

- In 55 percent of assessed communities respondents reported that family violence was an issue of concern. Adolescent girls (53%) followed by adolescent boys (50%) were considered the most affected child population groups.
- In 86 per cent of assessed communities, respondents reported child marriage was an issue of concern. Adolescent girls (86%) followed by adolescent boys (72%) were considered the most affected child population groups.
- In 99 percent of assessed communities, respondents reported lack/ loss of civil documentation was an issue of concern. Adolescent boys (82%) followed by adolescent boys (76%) were considered the most affected child population groups.

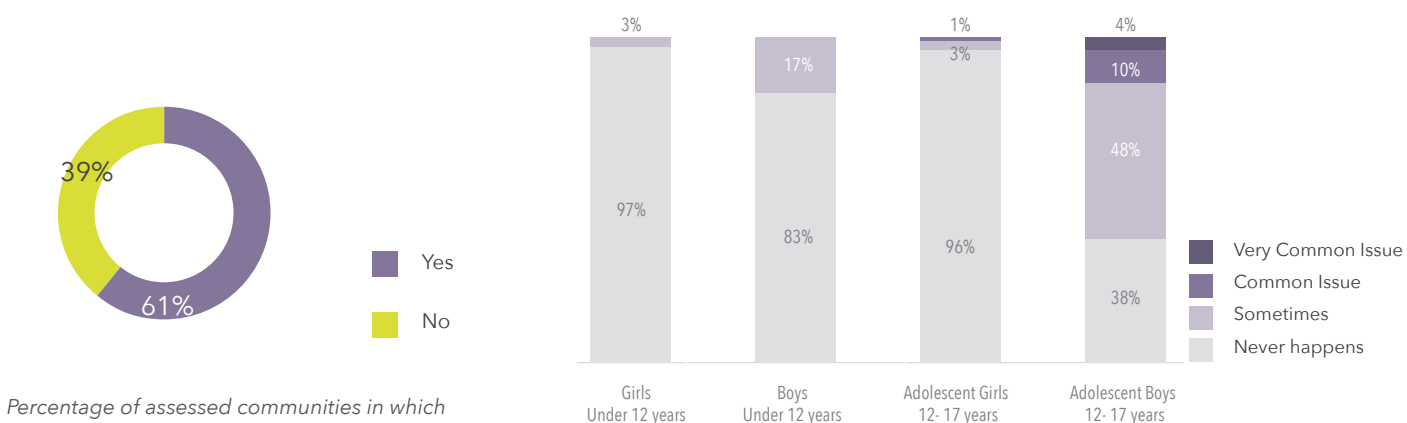
## CHILD LABOUR



Percentage of assessed communities in which respondents reported Child Labour preventing school attendance

Percentage of assessed communities in which respondents reported Child Labour preventing school attendance; disaggregated by age and sex

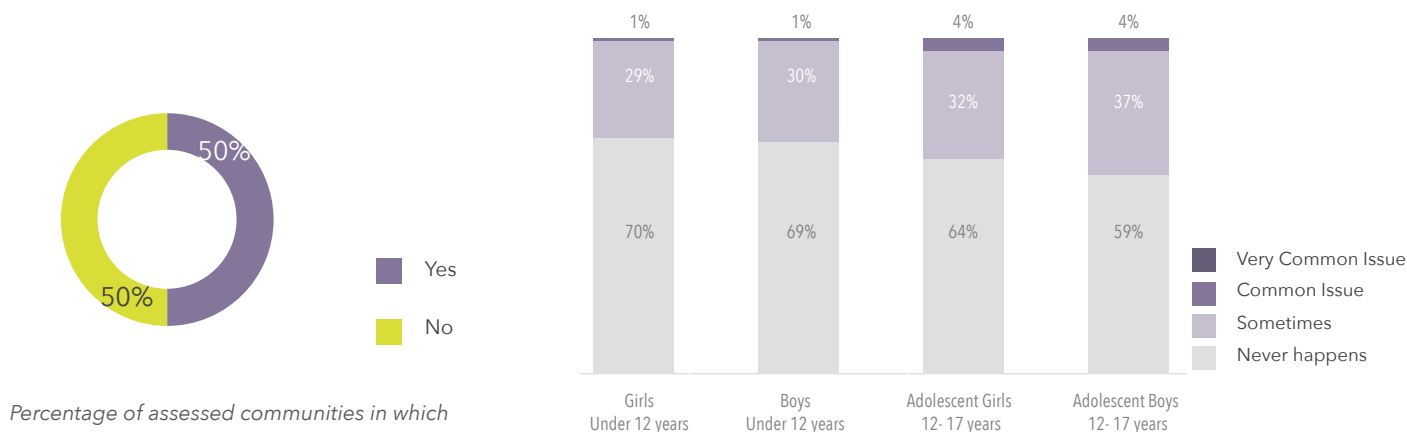
## CHILD RECRUITMENT



Percentage of assessed communities in which respondents reported the occurrence of Child Recruitment

Percentage of assessed communities in which respondents reported the occurrence of Child Recruitment; disaggregated by age and sex

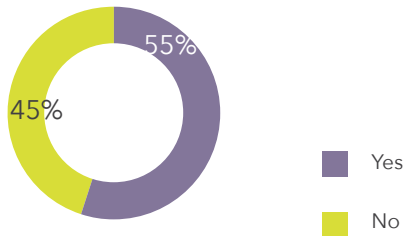
## UNACCOMPANIED AND SEPARATED CHILDREN



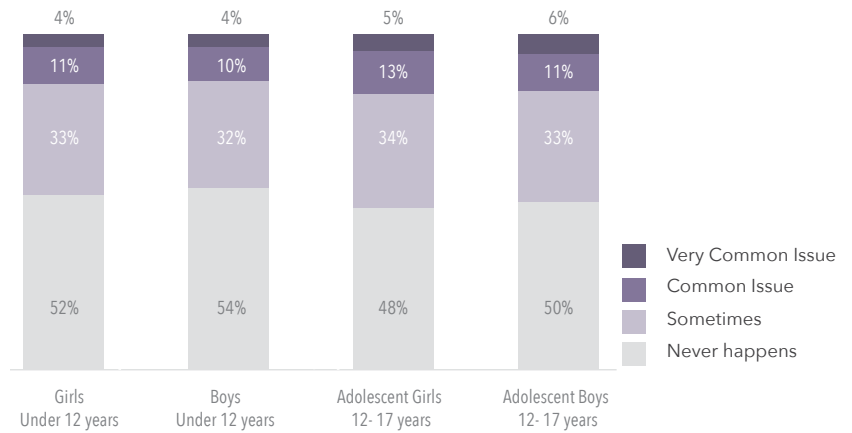
Percentage of assessed communities in which respondents reported the occurrence of Family Separation

Percentage of assessed communities in which respondents reported the occurrence of Family Separation; disaggregated by age and sex

## FAMILY VIOLENCE

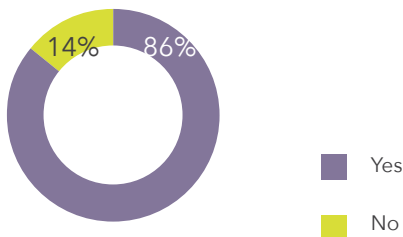


Percentage of assessed communities in which respondents reported the occurrence of Family Violence

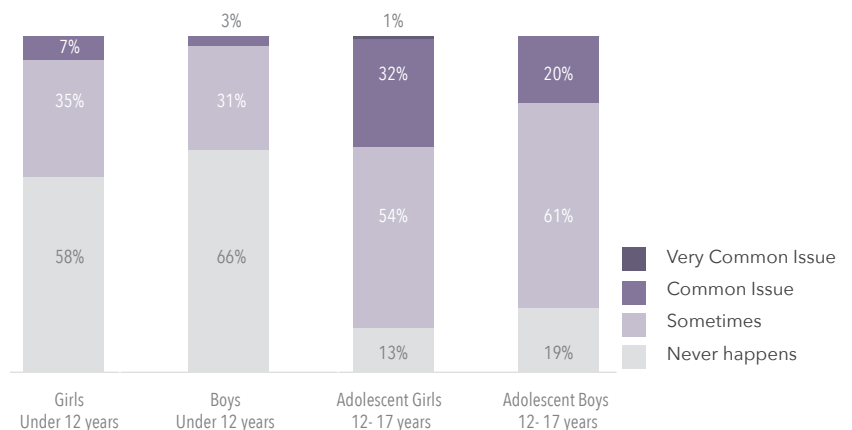


Percentage of assessed communities in which respondents reported the occurrence of Family Violence; disaggregated by age and sex

## CHILD MARRIAGE

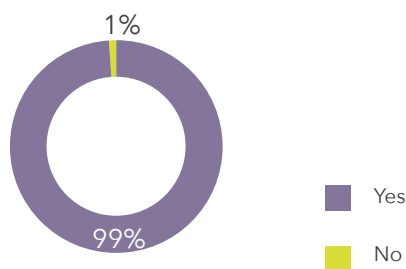


Percentage of assessed communities in which respondents reported the occurrence of Child Marriage

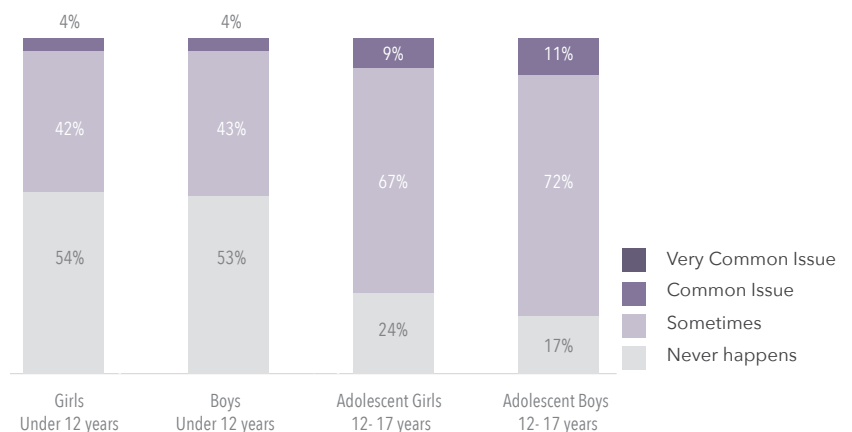


Percentage of assessed communities in which respondents reported the occurrence of Child Marriage; disaggregated by age and sex

## LACK/ LOSS OF CIVIL DOCUMENTATION (INCLUDING BIRTH REGISTRATION)



Percentage of assessed communities in which respondents reported the Lack/ Loss of Civil Documentation



Percentage of assessed communities in which respondents reported the Lack/ Loss of Civil Documentation; disaggregated by age and sex

("occurrence" refers to protection risks that were described as happening "sometimes"; or as being "common" or "very common")