

COVID-19 Overview

- South Sudan officially in resurgence.
- Post-Christmas reduction in travel-related tests resulting in **decrease in average daily number of cases from 175 to 137**.
- Spike in cases reported on 28 December 2021 due to backlog reporting.
- Some private laboratories have not reported for 5 days, so current trend does not reflect the true COVID-19 situation in the country, especially in Juba.
- Most cases mild or asymptomatic.
- 25 July 2021 travel advisory remains valid with as only difference 72 hrs validity of negative PCR test result upon arrival.

Surveillance

- Many unconfirmed reports of widespread community transmission of COVID-19-like illness.
- 98.7% increase in cases (1411 in week ending 26 December 2021 compared to 710 in the preceding week).

Case management

- Four cases admitted to the Infectious Disease Unit in past week, out of which 2 were transferred to home-based care.

Laboratory testing

- **Continuing increase in positivity rate (7-day average) to 12.6%** mostly from travel-related cases tested at private laboratories and NPHL.
- **No significant increase in positivity rate from GeneXpert sites (19.1% this week compared to 16.2% last week) testing only symptomatic cases.**

Vaccination

- So far, **148,692 people vaccinated with J&J in 249 health facilities in 70 counties**.
- **47% of vaccinated with J&J are female**
- **Concerning low uptake of Astra Zeneca expiring 31 January 2022**
- Lull in vaccination rate due to Christmas holidays
- **Two J&J batches donated by the USA received: 168,000 doses on 9 December, and 336,000 doses on 21 December. 93,600 doses of J&J from France received on 30 December.**
- **Additional 144,000 doses of J&J from New Zealand and 151,200 of J&J from Norway with unknown arrival date.**

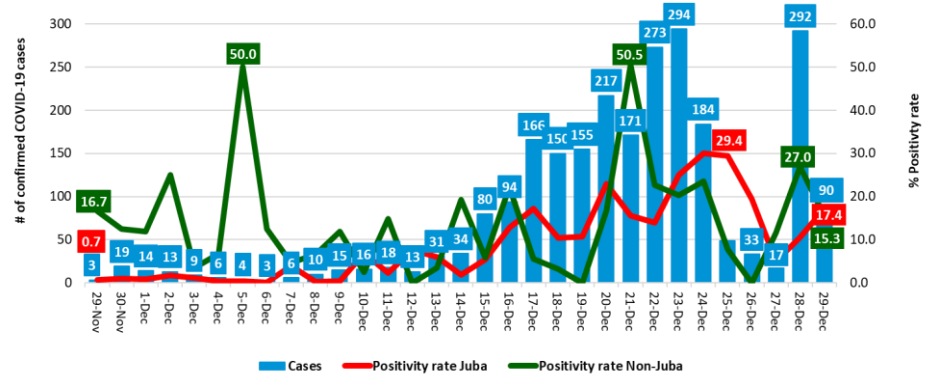
Weekly COVID-19 regional update as of 29 December 2021

	South Sudan	Kenya	Uganda	Ethiopia
Total positive cases	15,242	288,951	137,337	410,445
Average daily new cases last week	137 (↑)	2,579 (↑)	1,023 (↑)	4,011 (↑)
Total severe cases in IDU	1			
Total reported deaths	135	5,372	3,287	6,916
% Case Fatality Rate	0.9%	1.9%	2.4%	1.7%
Total samples tested	297,596			
% positivity rate (7-day average)	12.6% (↑)			
Total fully vaccinated*	191,947 (1.4%)	8.4%	3.5%	1.6%
Total fully vaccinated HCW	18,038 (66.2%)			

Source: South Sudan Ministry of Health Emergency Operations Centre

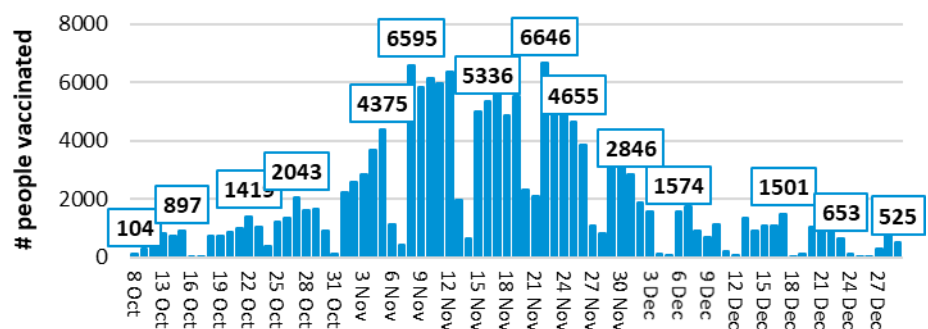
* Fully vaccinated with 2 doses of Astra Zeneca or 1 dose of Johnson & Johnson in proportion to total population (South Sudan National Bureau of Statistics, 2008 Census data extrapolated)

COVID-19 daily confirmed cases and positivity rate in Juba and Non-Juba testing sites**, South Sudan
29 November-29 December 2021

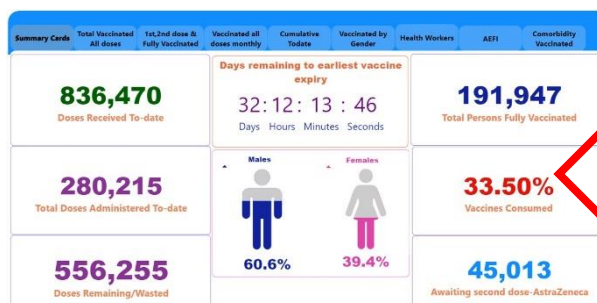


** Juba testing sites include National Public Health Laboratory (NPHL) and private labs
Non-Juba testing sites include Nimule and GeneXpert sites

Daily COVID-19 vaccination rates for South Sudan***
8 October-29 December 2021



*** Data updated from previous update with backlog of vaccine records from vaccination sites



Check out the **COVID-19 vaccination dashboard**

All relevant COVID-19 documents:

<https://covid19partnersplatform.who.int>

AND

<https://www.humanitarianresponse.info/en/operations/south-sudan/covid-19>