

## COVID-19 Overview

- South Sudan on alert of resurgence, despite spike in cases in past 4 days
- Criteria for COVID-19 resurgence not yet met: only after a continued increase in cases for at least two consecutive weeks.
- New variant Omicron not yet officially detected in South Sudan
- Increase in cases mostly among outbound travellers testing at private laboratories
- Several clusters of cases reported from different organizations

## Laboratory testing

- Increase in overall positivity rate (7-day average) to 3.5%
- Decrease in positivity rate from GeneXpert sites (17.0% this week compared to 19.9% 2 weeks ago) testing only symptomatic cases. Pamir refugee camp continues to report high positivity rate at 47.2% and 17 confirmed cases
- Results from samples sent in November for genomic sequencing returned negative for Omicron.

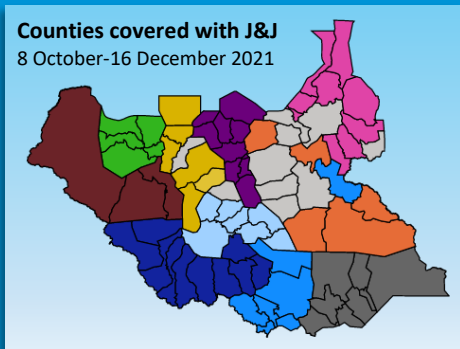
## Infection Prevention and Control

- 1.2 million items of PPE distributed to 8 locations thanks to Logistics Cluster

## Vaccination

- So far, 140,793 people vaccinated with J&J in 240 health facilities in 69 counties. 10 health facilities in 11 flood-affected counties in Jonglei and Upper Nile are yet to start vaccination

Counties covered with J&J  
8 October-16 December 2021



- 47% of vaccinated with J&J are female
- Still 45,649 people to get 2<sup>nd</sup> dose of Astra Zeneca vaccine
- 168,000 doses of J&J from USA arrived on 9 December, distributed to the States
- 93,600 doses of J&J from France, and 336,000 doses of J&J from USA expected to arrive in coming weeks. Additional 144,000 doses of J&J from New Zealand with unknown arrival date

All relevant COVID-19 documents:

<https://covid19partnersplatform.who.int> AND <https://www.humanitarianresponse.info/en/operations/south-sudan/covid-19>

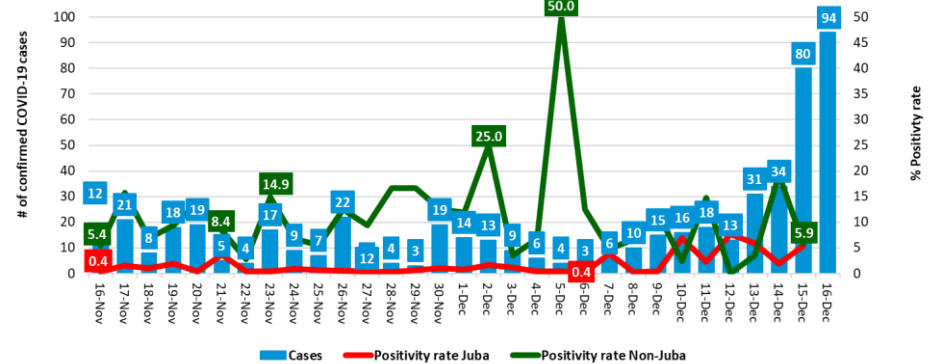
## Weekly COVID-19 regional update as of 16 December 2021

	South Sudan	Kenya	Uganda	Ethiopia
Total positive cases	13,143	257,614	128,279	373,860
Average daily new cases last week	30 (↑)	280 (↑)	65 (↑)	182 (↑)
Total severe cases in IDU	0			
Total reported deaths	133	5,350	3,269	6,846
% Case Fatality Rate	1.0%	2.1%	2.6%	1.8%
Total samples tested	279,819			
% positivity rate (7-day average)	3.5% (↑)			
Total fully vaccinated*	181,850 (1.3%)	7.0%	3.2%	1.5%
Total fully vaccinated HCW	17,157 (62.9%)			

Source: South Sudan Ministry of Health Emergency Operations Centre

\* Fully vaccinated with 2 doses of Astra Zeneca or 1 dose of Johnson & Johnson in proportion to total population (South Sudan National Bureau of Statistics, 2008 Census data extrapolated)

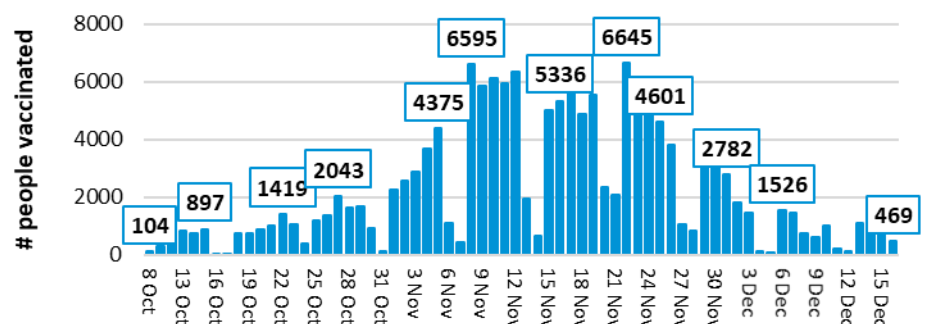
COVID-19 daily confirmed cases and positivity rate in Juba and Non-Juba testing sites\*\*, South Sudan  
16 November-16 December 2021\*\*\*



\*\* Juba testing sites include National Public Health Laboratory (NPHL) and private labs  
Non-Juba testing sites include Nimule and GeneXpert sites

\*\*\* Positivity rates for 16 December 2021 not yet available

Daily COVID-19 vaccination rates for South Sudan\*\*\*  
8 October-16 December 2021



\*\*\* Data updated from previous update with backlog of vaccine records from vaccination sites



Check out the COVID-19 vaccination dashboard