



Table of Contents

- A. Key indicators
- B. Indicator-based surveillance
- C. System performance

A. Key indicators

Surveillance | Performance Indicators

25

Number of LGAs*

24

Number of LGAs that reported

276

Number of health facilities

199

Number of health facilities that reported

70%

Completeness at health facility level. 88% at LGA level.

65%

Timeliness at health facility level. 88% at LGA level.



Alert | W38

25

Total alerts raised**

100%

% alerts verified

0

alerts requiring response



Alert | Risk Assessment

W38

Cumulative

0

18

Low risk

0

18

Moderate risk

0

22

High risk

0

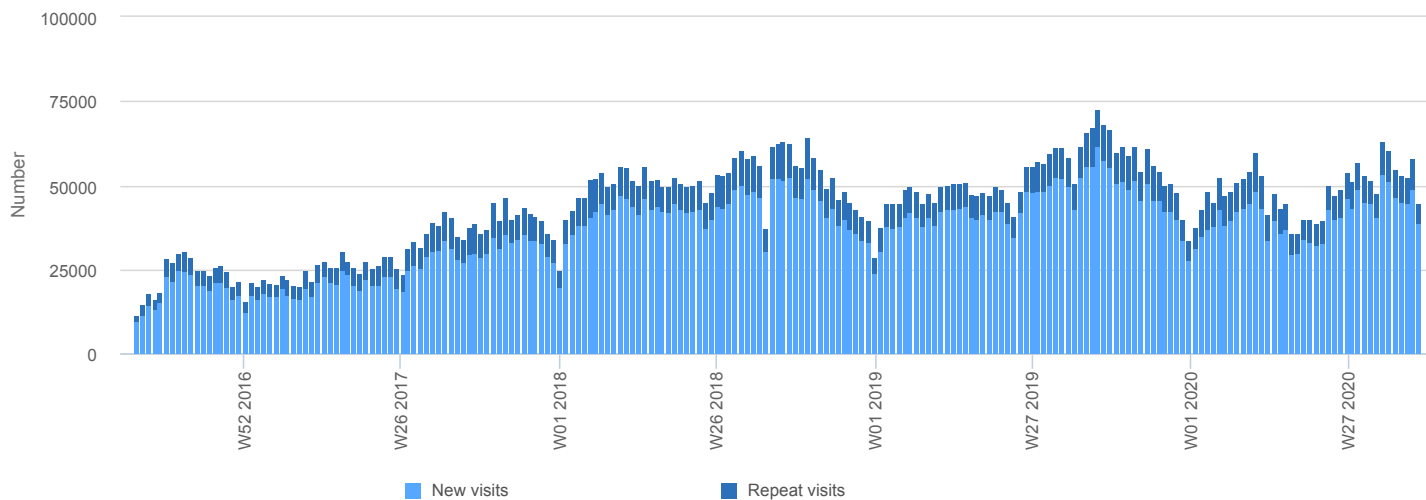
1

Very high risk

* The reporting of **health facility level IDSR data** is currently being rolled out across Borno State. Whilst this is taking place, some LGAs are continuing to report only at the level of local government area (LGA). Therefore, completeness and timeliness of reporting is displayed at both levels in this bulletin.

** **Alerts** are based on 7 weekly reportable diseases in the national IDSR reporting format (IDSR 002) and 8 additional diseases/health events of public health importance in the IDP camps and IDP hosting areas.

Figure 1 | Trend in consultations



B. Indicator-based surveillance

Summary

Figure 1a | Proportional morbidity (W38)

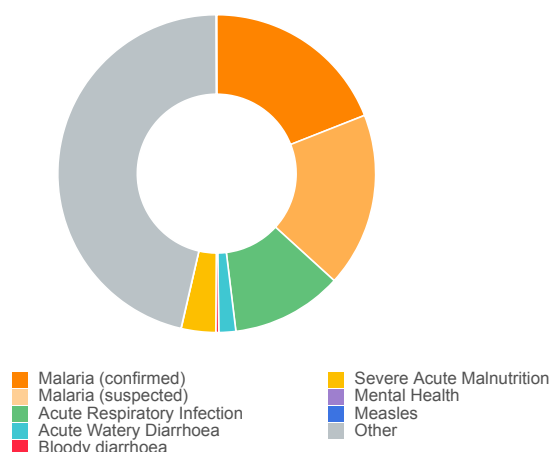
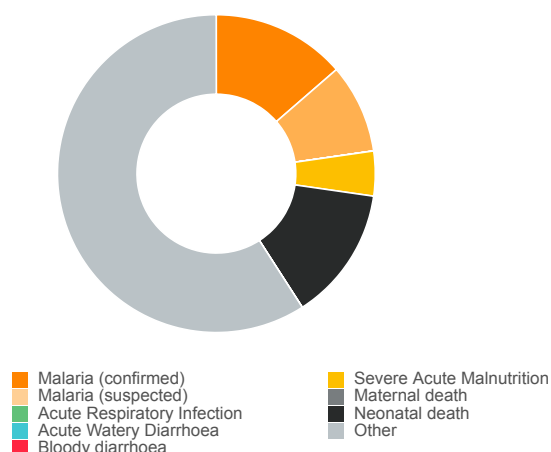


Figure 1b | Proportional mortality (W38)



Statistical tables [Show](#)

Table 1a | Weekly and cumulative number of reported cases

Syndrome	W38		Cumulative 2020	
	# cases	% morb. ¹	# cases	% morb. ¹
Malaria (confirmed)	8,810	19.0%	241,992	13.9%
Malaria (suspected)	8,213	17.7%	360,406	20.6%
Acute Respiratory Infection	5,241	11.3%	311,146	17.8%
Acute Watery Diarrhoea	796	1.7%	32,853	1.9%
Bloody diarrhoea	137	0.3%	7,232	0.4%
Severe Acute Malnutrition	1,621	3.5%	59,993	3.4%
Mental Health	19	0.0%	3,051	0.2%
Other	21,462	46.3%	726,849	41.6%
Total cases	46,306	100%	1,745,642	100%

¹ Proportional morbidity

Table 1b | Weekly and cumulative number of reported deaths

Syndrome	W38		Cumulative 2020	
	# deaths	% mort. ²	# deaths	% mort. ²
Malaria (confirmed)	3	13.6%	61	12.0%
Malaria (suspected)	2	9.1%	36	7.1%
Acute Respiratory Infection	0	0.0%	8	1.6%
Acute Watery Diarrhoea	0	0.0%	0	0.0%
Bloody diarrhoea	0	0.0%	0	0.0%
Severe Acute Malnutrition	1	4.5%	16	3.2%
Maternal death	0	0.0%	11	2.2%
Neonatal death	3	13.6%	82	16.2%
Other	13	59.1%	293	57.8%
Total deaths	22	100%	507	100%

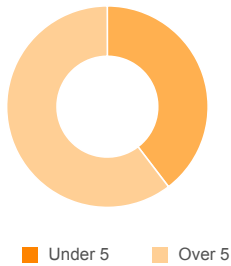
² Proportional mortality

Table 1c | Immediately notifiable diseases (IDSR 002)

Disease	W38		Cumulative 2020	
	# cases	# deaths	# cases	# deaths
AFP ¹ /Polio	1	0	97	0
Measles (suspected)	7	0	2,120	4
Meningitis (suspected)	1	0	14	0
Cholera (suspected)	0	0	3	0
Viral Haemorrhagic Fever (suspected)	0	0	10	3
Yellow Fever (suspected)	3	0	77	0
Guinea worm (suspected)	0	0	0	0
Human Influenza (suspected) ²	0	0	0	0

¹ Acute Flaccid Paralysis ² caused by a new subtype

Figure 2a | Age breakdown



Total case fatality due to malaria in W38 was 0.0% .

Figure 2b | Trend in number of cases over time (Borno State)

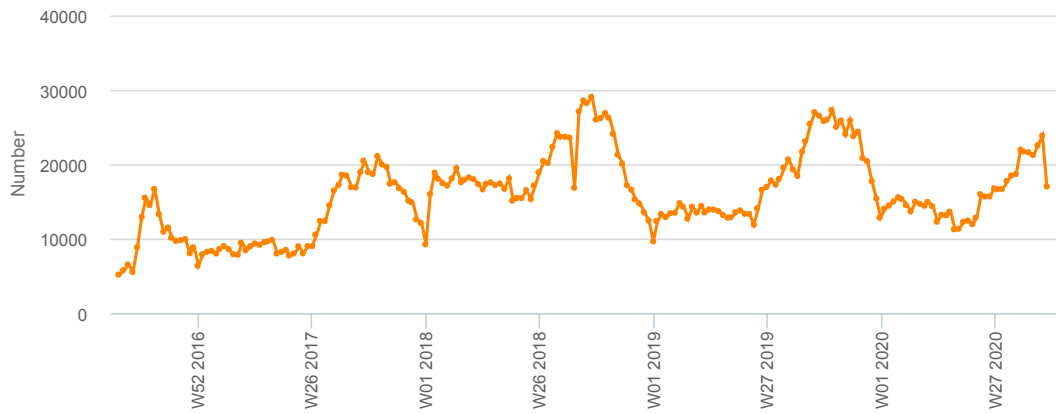


Figure 2c | Number of cases by LGA

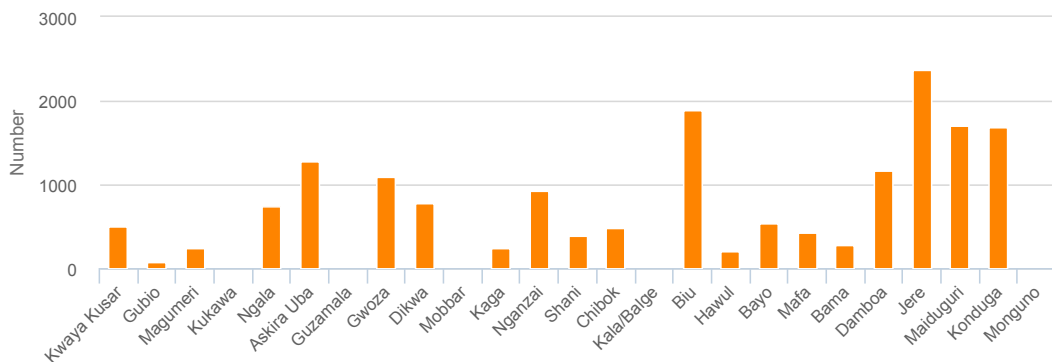



Figure 3a | Age breakdown



Total case fatality due to measles in W38 was 0.0% .

Figure 3b | Trend in number of cases over time (Borno State)

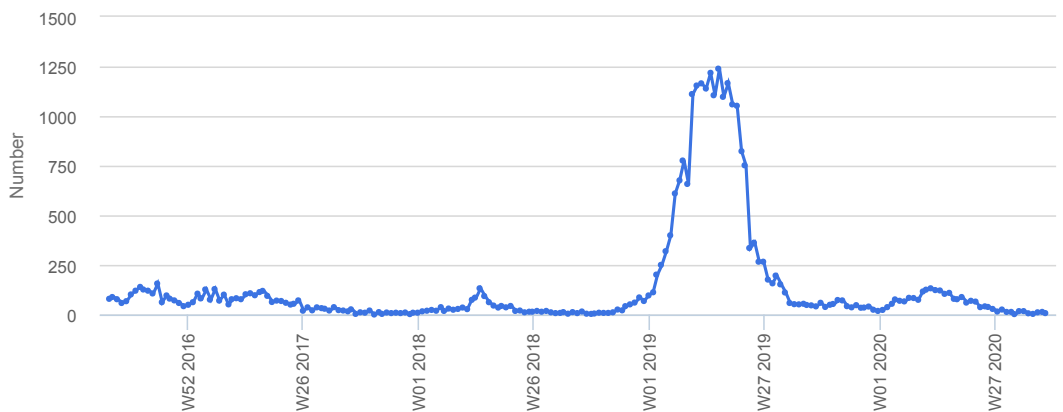


Figure 3c | Number of cases by LGA

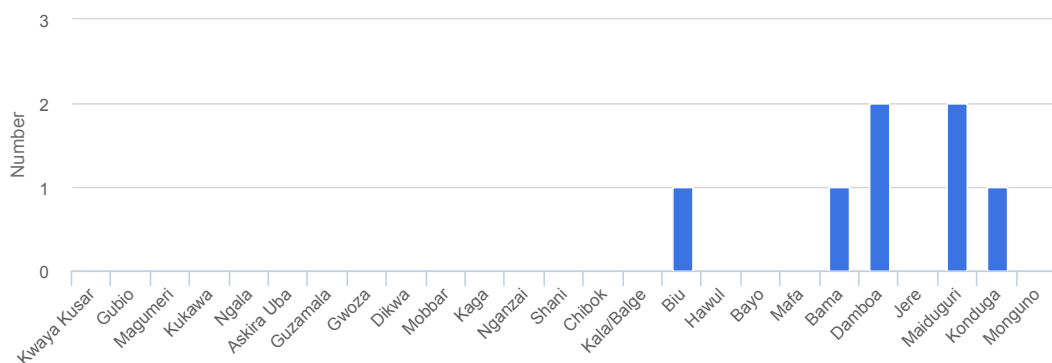
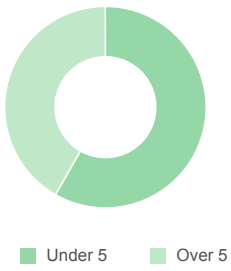


Figure 4a | Age breakdown



Total case fatality due to acute respiratory infection in W38 was 0.0% .

Figure 4b | Trend in number of cases over time (Borno State)

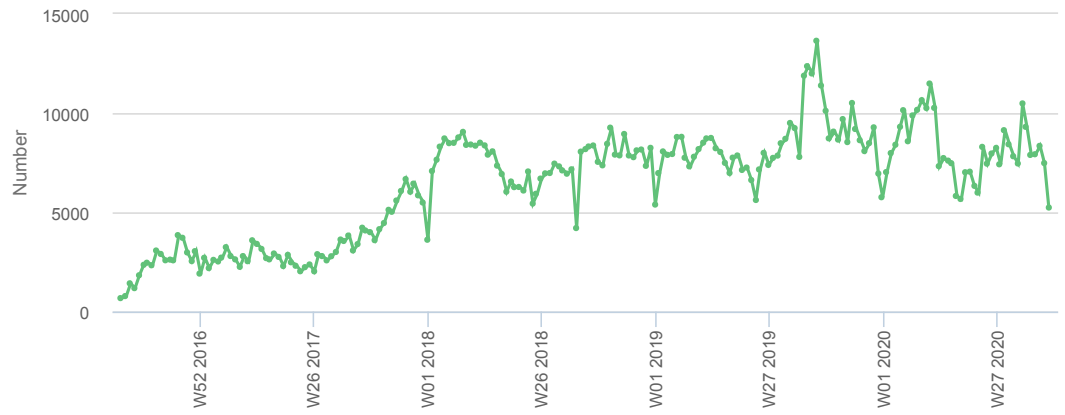


Figure 4c | Number of cases by LGA

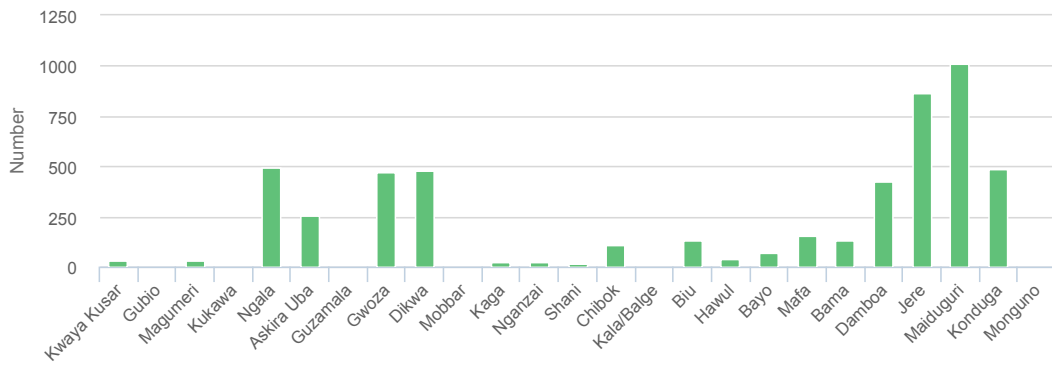


Figure 5a | Age breakdown



Total case fatality due to Acute Watery Diarrhoea in W38 was 0.0% .

Figure 5b | Trend in number of cases over time (Borno State)

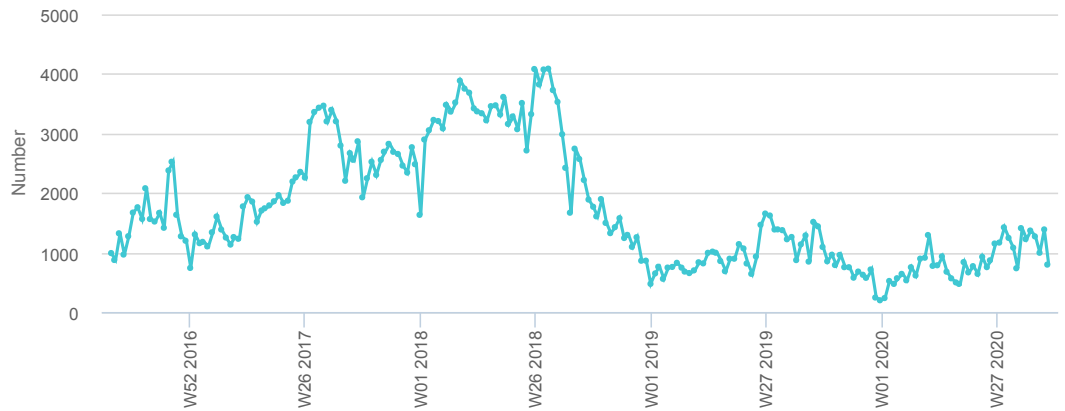


Figure 5c | Number of cases by LGA

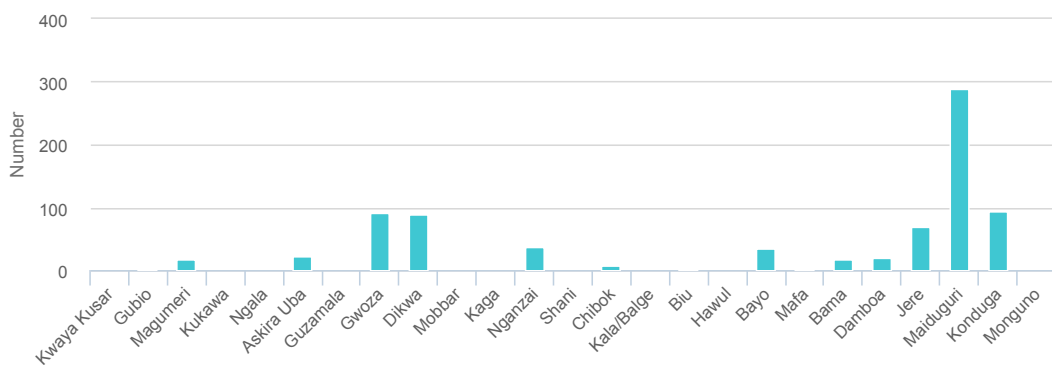
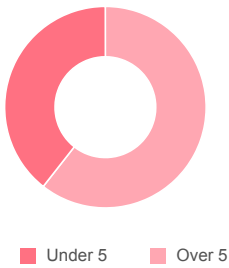


Figure 6a | Age breakdown



Total case fatality due to bloody diarrhoea in W38 was 0.0% .

Figure 6b | Trend in number of cases over time (Borno State)

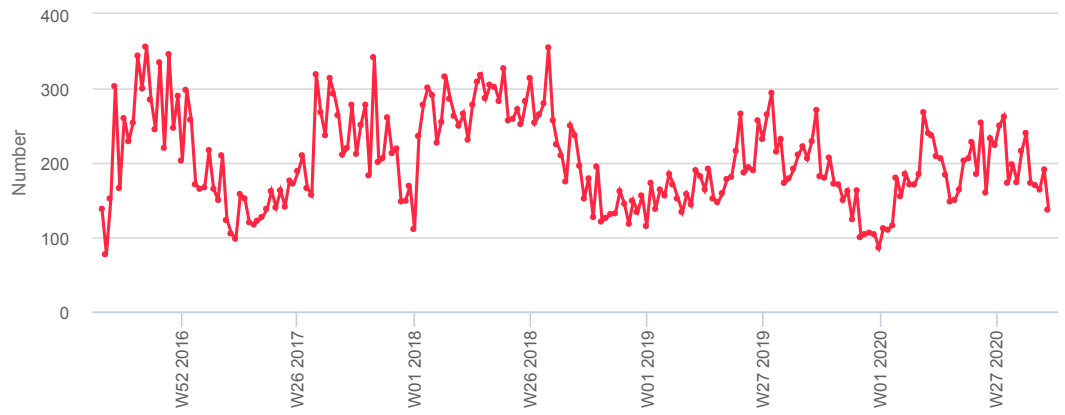
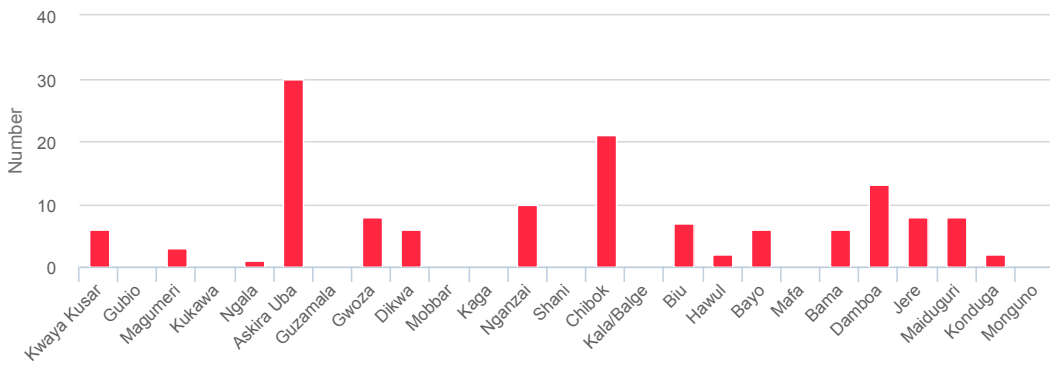



Figure 6c | Number of cases by LGA



Severe Acute Malnutrition [Show](#)

Figure 7a | Age breakdown



Total case fatality due to SAM in W38 was 0.1% .

Figure 7b | Trend in number of cases over time (Borno State)

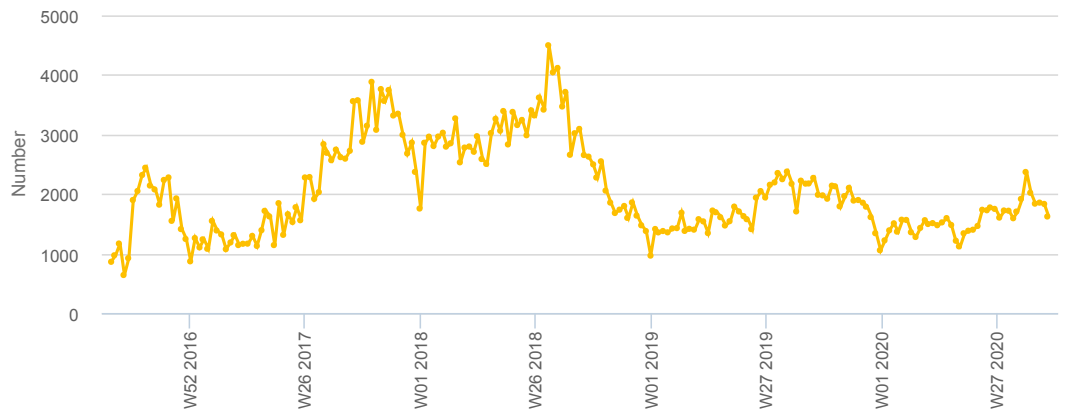
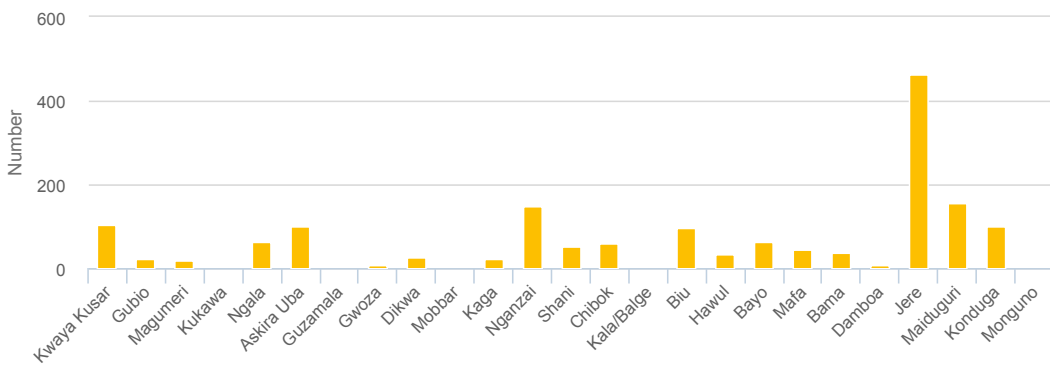


Figure 7c | Number of cases by LGA



C. System performance

Statistical tables [Show](#)

Table 9a | Surveillance performance indicators by LGA (W38)

Location	Reporting		Performance	
	# sites	# reports received	Comp. ³	Time. ⁴
Askira Uba	29	21	72%	72%
Bama	4	3	75%	75%
Bayo	11	8	73%	73%
Biu	22	21	91%	91%
Chibok	11	8	73%	73%
Dambo	14	11	79%	71%
Dikwa	7	4	57%	57%
Gubio	5	5	100%	100%
Guzamala	0	0	0%	100%
Gwoza	7	7	100%	100%
Hawul	14	11	79%	79%
Jere	26	21	77%	77%
Kaga	5	4	80%	80%
Kala/Balge	3	0	0%	0%
Konduga	16	16	100%	88%
Kukawa	0	0	0%	100%
Kwaya Kusar	11	8	73%	73%
Mafa	7	3	43%	43%
Magumeri	10	7	70%	70%
Maiduguri	19	10	53%	47%
Mobbar	2	0	0%	0%
Monguno	18	9	28%	0%
Ngala	6	4	67%	67%
Nganzai	4	4	100%	75%
Shani	25	14	56%	40%
Borno State	276	199	70%	65%

Table 9b | Alert performance indicators by LGA

Syndrome	W38		Cumulative 2020	
	# alerts	% verif.	# alerts	% verif.
Askira Uba	0	0%	95	81%
Bama	1	100%	71	80%
Bayo	0	0%	102	88%
Biu	2	100%	94	84%
Chibok	0	0%	63	90%
Dambo	3	100%	103	67%
Dikwa	0	0%	25	72%
Gubio	0	0%	27	96%
Guzamala	0	0%	0	0%
Gwoza	1	100%	51	73%
Hawul	0	0%	42	88%
Jere	3	100%	193	92%
Kaga	0	0%	15	100%
Kala/Balge	0	0%	10	80%
Konduga	6	100%	146	92%
Kukawa	0	0%	0	0%
Kwaya Kusar	0	0%	43	86%
Mafa	1	100%	39	82%
Magumeri	3	100%	87	75%
Maiduguri	4	100%	223	87%
Mobbar	0	0%	35	71%
Monguno	0	0%	149	83%
Ngala	0	0%	26	77%
Nganzai	1	100%	27	93%
Shani	0	0%	66	70%
Borno State	25	100%	1,732	84%

³ Completeness of reporting (at health facility level)

⁴ Timeliness of reporting (at health facility level)

Contact Information

Samuel B Thliza

State Epidemiologist
Ministry of Health
Maiduguri, Nigeria
Email: thliza25@gmail.com
Telephone: 0708 093 0851

Dr Uzoma Ugochukwu

Health Information Management Unit
WHO Health Emergencies Programme Office
Maiduguri, Nigeria
Email: ugochukwu@who.int
Telephone: 0703 729 5937



Global
EWARS

Learn more about EWARS
<http://ewars-project.org>

Nigeria EWARS

has been deployed since September 2016 in response to the humanitarian crisis in North-Eastern Nigeria. It is supporting MoH and partners to strengthen mortality and disease surveillance. <http://ng.ewars.ws/login>



World Health Organization



FEDERAL MINISTRY OF HEALTH