

# BREAD AND BAKERY DASHBOARD

Northwest Syria Bread and Bakery Assistance

6 JULY 2020

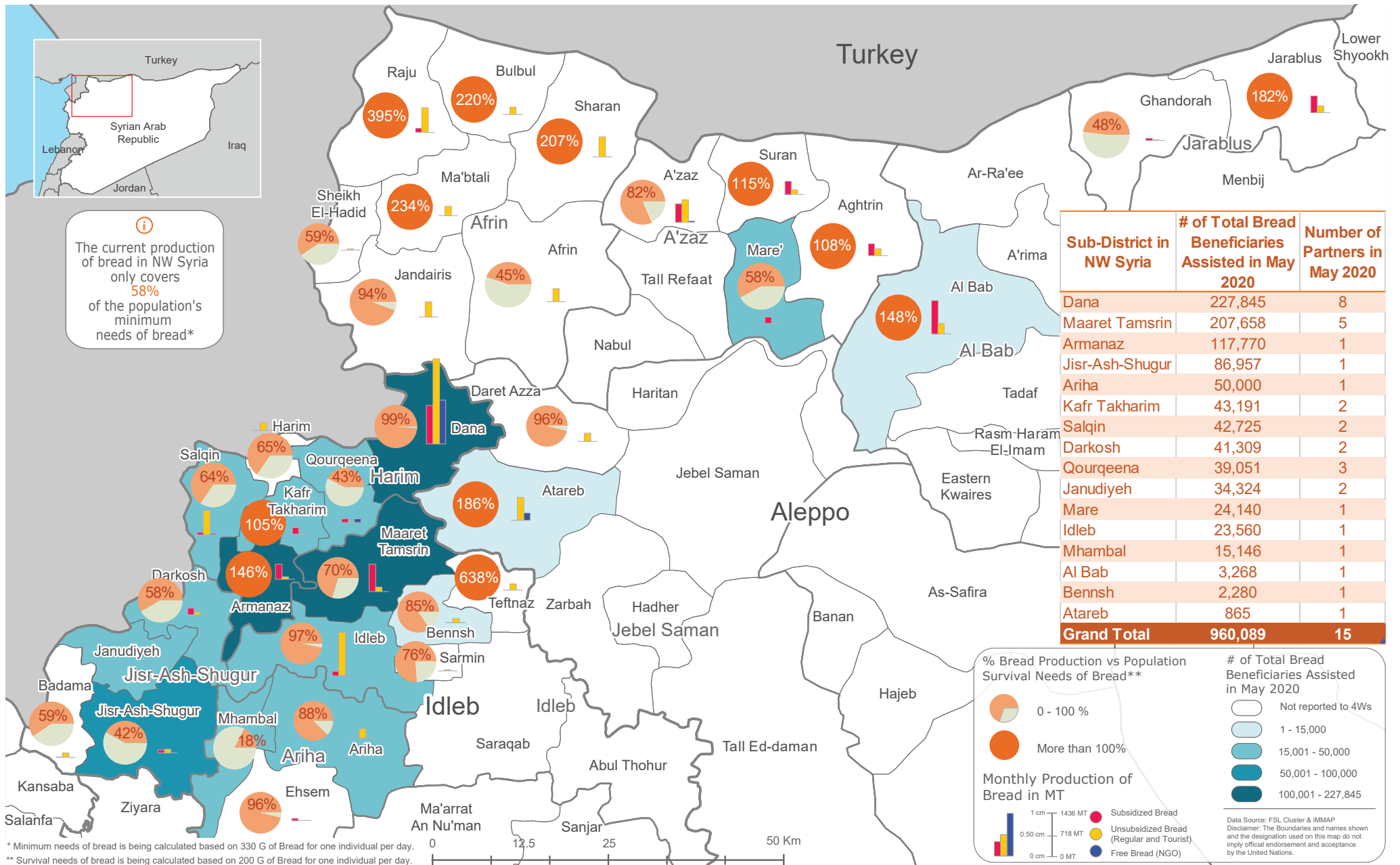
Reporting Period: MAY 2020



**SOUTH TURKEY  
FOOD SECURITY & LIVELIHOODS  
CLUSTER**



ISSUE #1



\* Minimum needs of bread is being calculated based on 330 G of Bread for one individual per day.

\*\* Survival needs of bread is being calculated based on 200 G of Bread for one individual per day.

Data Source: FSL Cluster & IMMAP  
Disclaimer: The Boundaries and names shown and the designation used on this map do not imply official endorsement and acceptance by the United Nations.

# BREAD AND BAKERY DASHBOARD

Northwest Syria Bread and Bakery Assistance

6 JULY 2020

Reporting Period: MAY 2020



**SOUTH TURKEY  
FOOD SECURITY & LIVELIHOODS  
CLUSTER**



ISSUE #1

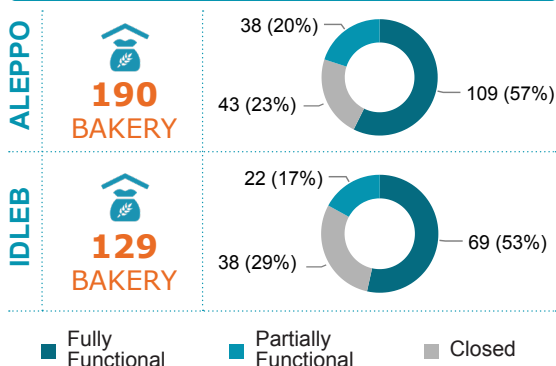
## Situation Update

• In May, about **960K** people were beneficiaries of the bread assistance programs by FSL partners across **16 sub-districts in NWS**. About 50% of total beneficiaries were in **Dana** and **Maaret Tamsrin** sub-districts, pointing out a high concentration of the bread distribution programs as of May 2020.

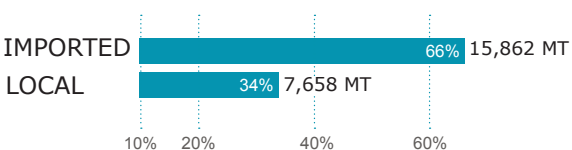
• Although bread production is outspread in most sub-districts, the population needs in some areas remain unmet due to the uneven production capacity of the bakeries. **More than 1/3 of the surveyed bakeries are not operational anymore.**

• The prices of flour and bread have fluctuated both in Aleppo and Idlib governorates: **1 kg bread subsidized price** ranged 212 SYP to 650 SYP in Aleppo, and 225 SYP to 430 SYP in Idlib. **The unsubsidized bread price** changed in a range of 450 SYP to 650 SYP in Idlib, and 350 SYP to 1,075 SYP in Aleppo.

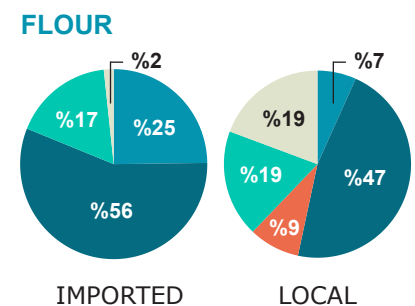
## BAKERY STATUS



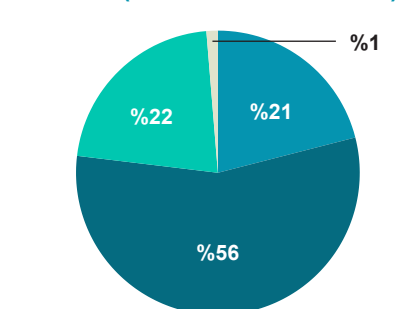
## SOURCE & AMOUNT OF USED FLOUR BY BAKERIES



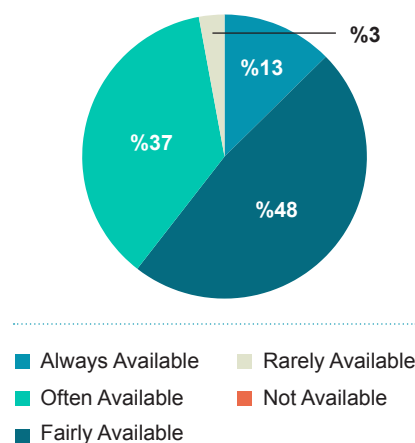
## AVAILABILITY IN MAY



## BREAD (FREE & SUBSIDIZED)



## FUEL

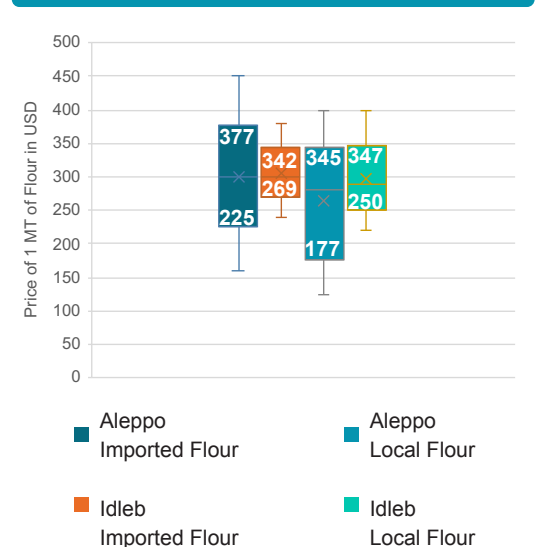


## PLANNED # OF BENEFICIARIES BY FSL PARTNERS FOR UPCOMING 3 MONTHS

SUB-DISTRICTS IN NWS	JULY 2020	AUGUST 2020	SEPTEMBER 2020	NUMBER OF PARTNERS
Aghtrin	3,942	3,942	3,942	1
Al Bab	84,917	56,167	3,462	3
Ariha	75,000	75,000	75,000	1
Armanaz	116,644	116,644	116,644	1
Ar-Raee	4,710	4,710	4,710	1
Azaz	2,142	2,142	2,142	1
Badama	5,500	5,500	-	1
Bulbul	-	-	57,750	1
Dana	169,707	157,607	131,867	4
Daret Azza	13,550	13,550	-	1
Darkosh	40,976	40,976	39,851	3
Ghandorah	1,416	1,416	1,416	1
Idlib	23,560	23,560	23,560	1
Jandairis	115,000	57,500	-	2
Janudiyeh	35,776	35,776	23,776	2
Jarablus	1,956	1,956	1,956	1
Jisr-Ash-Shugur	10,629	10,629	10,629	1
Kafr Takharim	36,364	36,364	36,364	1
Maaret Tamsrin	211,633	211,633	187,133	2
Mare	5,982	5,982	5,982	1
Mhambal	21,818	21,818	21,818	1
Qourqeena	20,152	20,152	17,902	2
Salqin	42,725	26,392	26,392	2
Sharan	-	-	57,750	1
Suran - Aleppo	6,582	6,582	6,582	1
<b>GRAND TOTAL</b>	<b>1,050,681</b>	<b>935,998</b>	<b>856,628</b>	<b>8</b>

Afrin, Atareb, Bennsh, Ehsem, Harim, Ma'btali, Raju, Sarmin, Sheikh El-Hadid, Tefnaz not reported any planned activities.

## FLOUR PRICES IN MAY



## BREAD PRICES IN MAY

