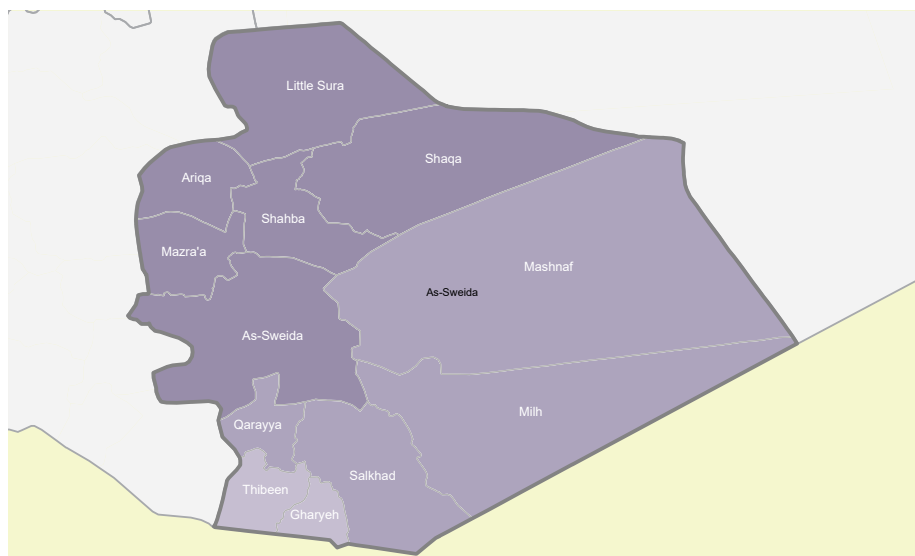


As Sweida

PROTECTION SEVERITY RANKING BY SUB-DISTRICT



Severity ranking by sub-districts considered 3 indicators:

- i) % of IDPs in the population;
- ii) conflict incidents weighted according to the extent of impact; and
- iii) population in hard-to-reach communities.

Severity ranks

- No problem
- Minor problem
- Moderate problem
- Major problem
- Severe problem
- Critical problem
- Catastrophic problem

POPULATION DATA

	Number of Locations	0-4 Years	5-14 Years	15-17 Years	Total Children	% of Children	Total Population
Communities	134						
Overall Population	—	6%	20%	7%	109K	33%	328K
PIN	—	6%	21%	6%	57K	33%	172K
IDP	—	6%	20%	7%	21K	33%	63K
Hard to Reach Locations	0						
Besieged Locations	0						
Military Encircled Locations	0						

* estimates to support humanitarian planning processes only

SUMMARY OF FINDINGS

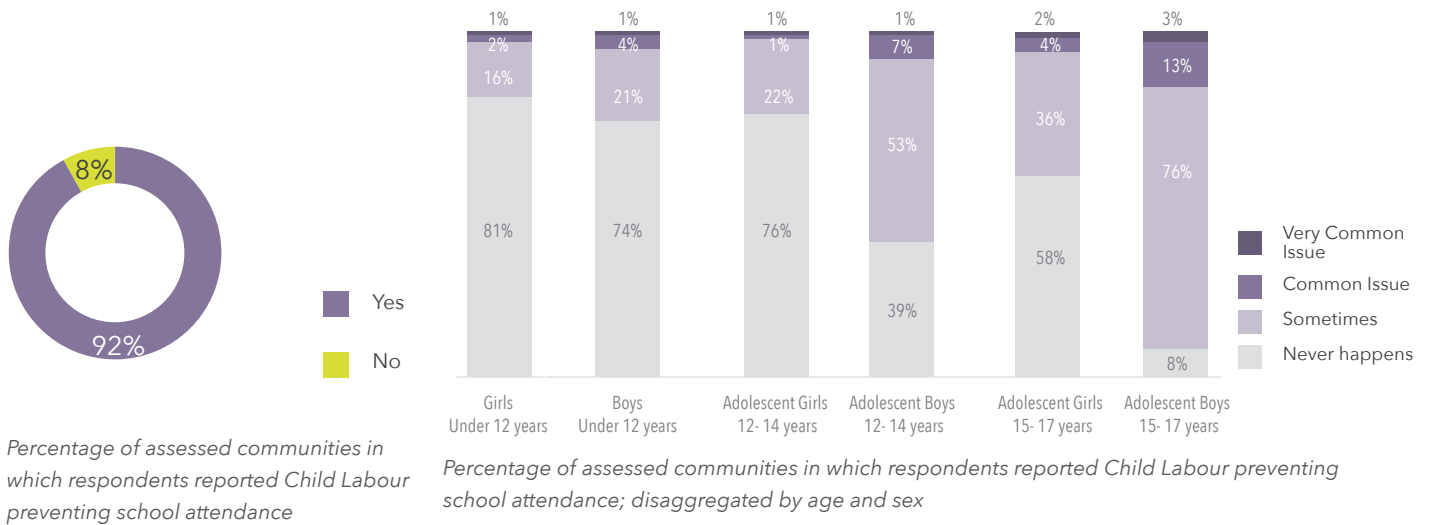
108 communities (81%) were assessed in As-Sweida governorate.

- In 92 per cent of assessed communities, respondents reported child labour preventing school attendance was an issue of concern. Adolescent boys 15-17 years (92%) followed by adolescent boys 12-14 years (62%) were considered the most affected child population groups.
- In 25 per cent of assessed communities, respondents reported child recruitment was an issue of concern. Adolescent boys (24%) followed by adolescent girls (5%) were considered the most affected child population groups.
- In 80 per cent of assessed communities, respondents reported unaccompanied and separated children was an issue of concern. Both adolescent boys and adolescent girls

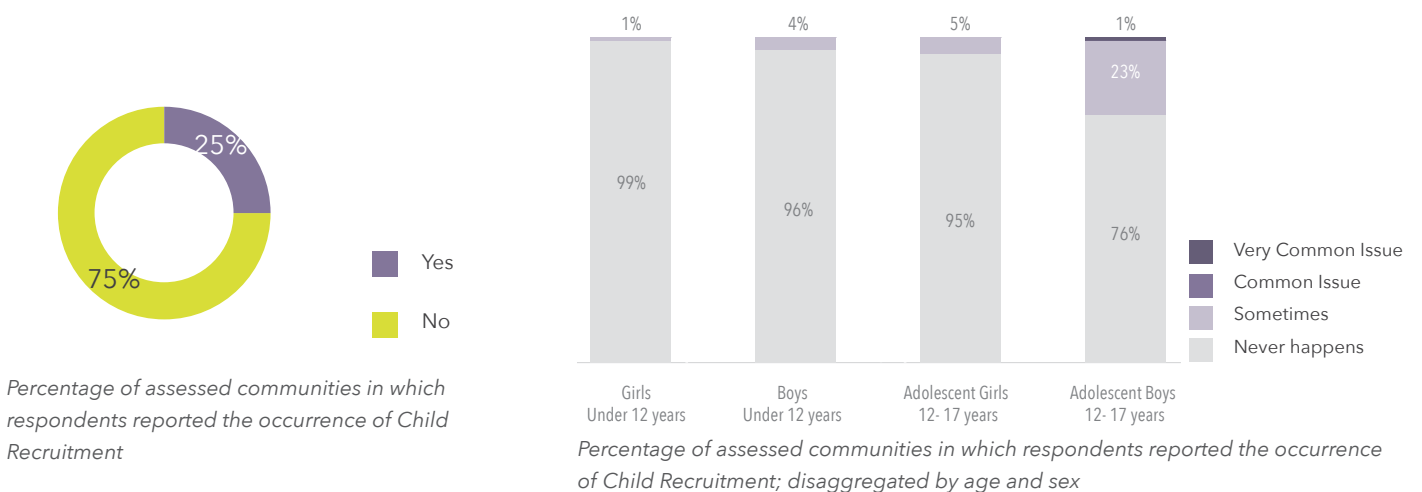
were considered equally affected (30%).

- In 70 percent of assessed communities respondents reported that family violence was an issue of concern. Both adolescent boys and adolescent girls were considered equally affected (66%).
- In 97 per cent of assessed communities, respondents reported child marriage was an issue of concern. Adolescent girls (95%) followed by adolescent boys (89%) were considered the most affected child population groups.
- In 99 percent of assessed communities, respondents reported lack/ loss of civil documentation was an issue of concern. Both adolescent boys and adolescent girls were considered equally affected (96%).

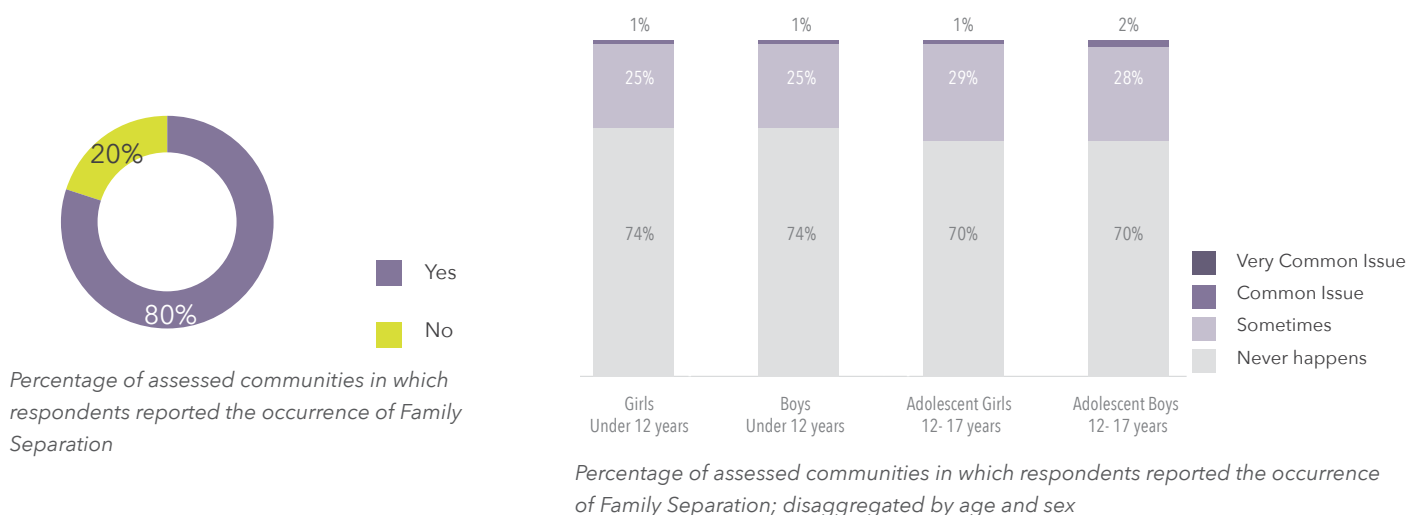
CHILD LABOUR



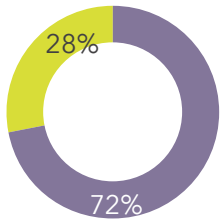
CHILD RECRUITMENT



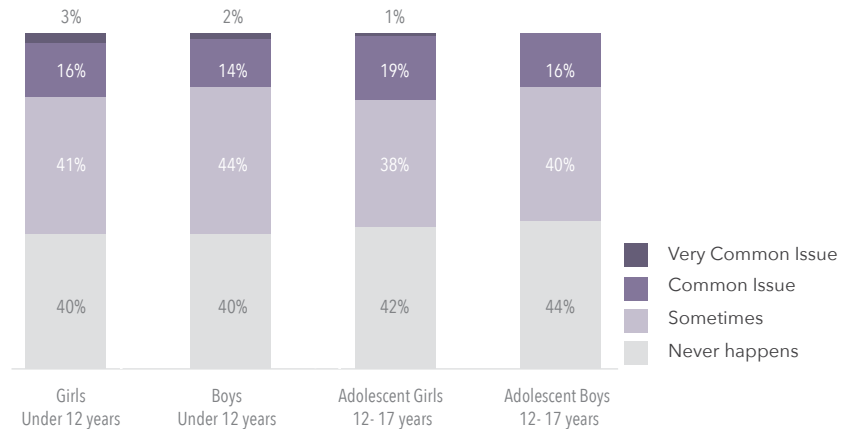
UNACCOMPANIED AND SEPARATED CHILDREN



FAMILY VIOLENCE

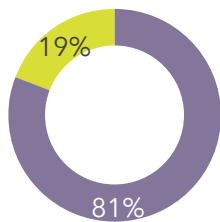


Percentage of assessed communities in which respondents reported the occurrence of Family Violence

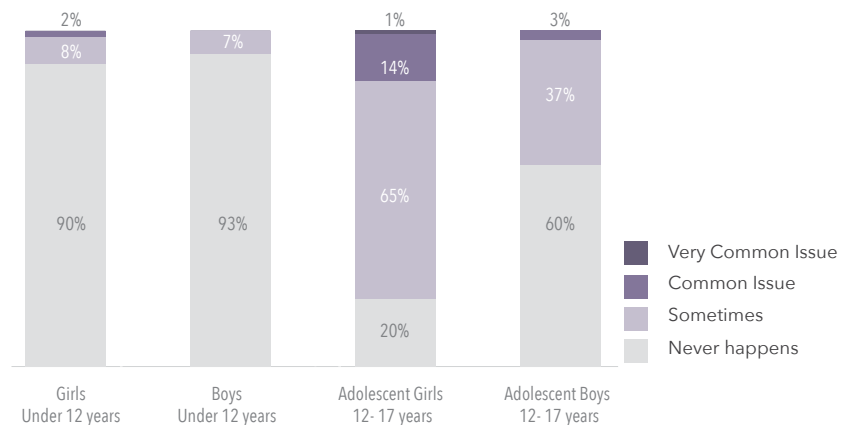


Percentage of assessed communities in which respondents reported the occurrence of Family Violence; disaggregated by age and sex

CHILD MARRIAGE

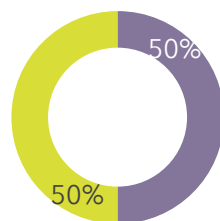


Percentage of assessed communities in which respondents reported the occurrence of Child Marriage

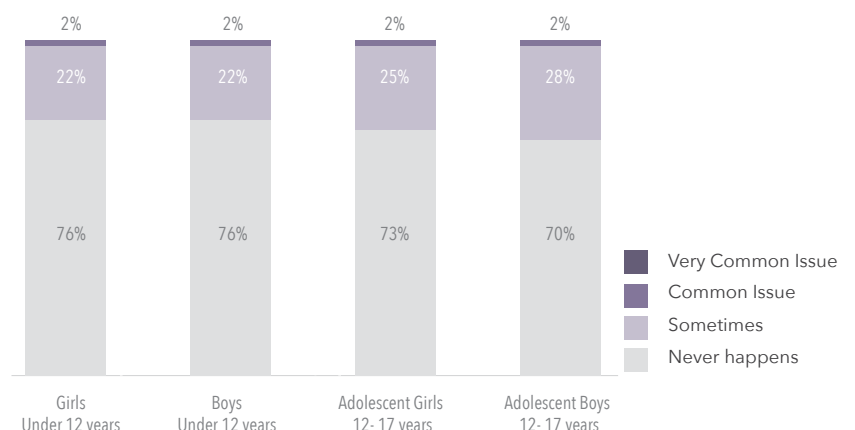


Percentage of assessed communities in which respondents reported the occurrence of Child Marriage; disaggregated by age and sex

LACK/ LOSS OF CIVIL DOCUMENTATION (INCLUDING BIRTH REGISTRATION)



Percentage of assessed communities in which respondents reported the Lack/ Loss of Civil Documentation



Percentage of assessed communities in which respondents reported the Lack/ Loss of Civil Documentation; disaggregated by age and sex

("occurrence" refers to protection risks that were described as happening "sometimes"; or as being "common" or "very common")