

Background

This snapshot shows the projected status of key humanitarian supply pipelines at the national and regional level for a set of relief items that are regularly stockpiled in Afghanistan. Not all stockpiled items are included. The projected requirements are based on current caseloads, as well as projected figures for how many people may be affected by natural disasters and/or conflict based on historical data and early warning forecasts. The capacity of humanitarian agencies to import relief items is dependent on funding, import requirements and the stability of local and international suppliers.

Key Messages

Supplies of food are at risk of a partial pipeline break by April/March 2020 unless additional funds are made available. Supplies of water and hygiene kits, school bags, and nutrition supplements are all at risk of imminent pipeline breaks.

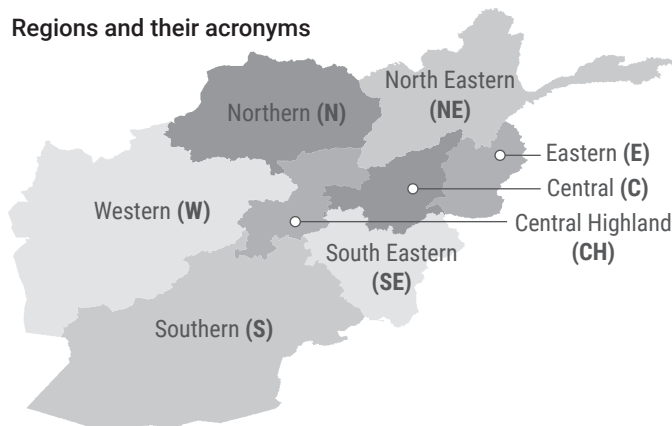
Legend

- Pipeline break likely in *month* unless action taken
- Medium risk of a pipeline break in *month*
- Low risk of a pipeline break

N: ## Kits - Surplus Stocks (in regions)

SE: -## Kits - Gap (in regions)

Regions and their acronyms



Food Security and Agriculture

Main challenge: There is a 43,631 MT deficit in food stocks and US\$20m funding gap.

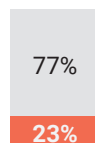


In-kind Food Assistance

Mar 20

Projected requirements:
56,340 MT (2,112,120 people)

Stock in country:
12,709 MT (767,000 people)



N: -8,842 MT **NE: -1,709 MT** **W: -6,658 MT**
CH: N/A **C: -7,021 MT** **E: -9,036 MT**
SE: N/A **S: -10,365 MT**



Emergency Shelter & NFI

Main challenge: Procurement delays resulting in late arrivals of items in country; Security and logistical constraints hindering transportation of items from one region to another. There is funding gap of US\$52,000 to procure NFI kits.




Emergency Shelter Kits

Projected requirements:
9,819 kits (68,735 people)

Stock in country and in pipeline*:
14,499 kits (101,493 people)

*10,200 kits (70%) in pipeline (not yet in country).



N: 1,690 Kits **NE: -1,444 Kits** **W: 909 Kits**
CH: 95 Kits **C: 2,886 Kits** **E: -1,141 Kits**
SE: -272 Kits **S: 1,957 Kits**

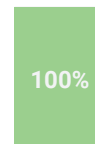


Emergency Shelter Repair Kits

Projected requirements:
10,882 kits (76,176 people)

Stock in country and in pipeline*:
62,836 kits (439,852 people)

*43,400 kits (69%) in pipeline (not yet in country).



N: 8,229 Kits **NE: -793 Kits** **W: 8,856 Kits**
CH: 476 Kits **C: 17,340 Kits** **E: 8,847 Kits**
SE: 42 Kits **S: 8,958 Kits**

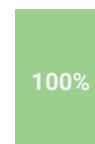


Emergency Shelter Repair Kits

Projected requirements:
10,438 kits (73,067 people)

Stock in country and in pipeline*:
11,678 kits (81,746 people)

*6,750 kits (58%) in pipeline (not yet in country).



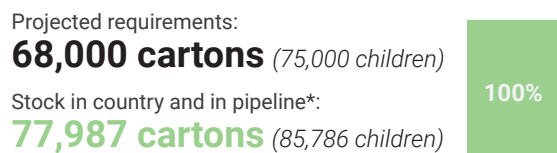
N: -841 Kits **NE: -1,685 Kits** **W: 235 Kits**
CH: 181 Kits **C: 1,486 Kits** **E: 1,718 Kits**
SE: -96 Kits **S: 224 Kits**



Nutrition

Main challenge: High global demand for supercereal and transit delays through Pakistan resulting in delayed stock arrivals.

Therapeutic Food - RUTF** (Cartons)

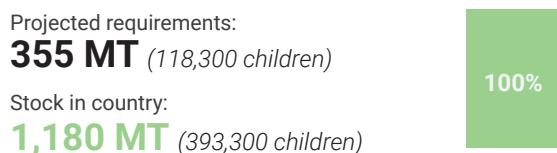


*46,864 kits (70%) in pipeline (not yet in country).

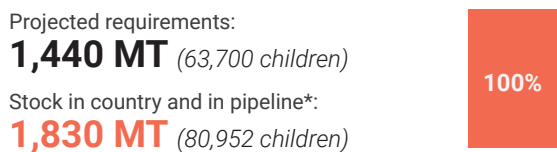
**Ready-to-use therapeutic food

N: 403 cartons	NE: N/A	W: 735 cartons
CH: N/A	C: N/A	E: 1,023 cartons
SE: N/A	S: 32 cartons	

Ready to Use Supplementary Food



Supercereal

 Feb 20


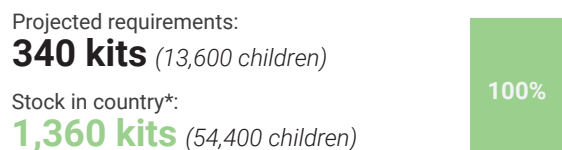
*1,830 MT (100%) in pipeline (not yet in country).



Education in Emergencies

Main challenge: There is funding gap of US\$87,000 to procure school bags, blackboards and floormats.

Recreation Kit-in-a-carton



N: 128 Kits	NE: 128 Kits	W: 128 Kits
CH: 128 Kits	C: 128 Kits	E: 128 Kits
SE: 128 Kits	S: 128 Kits	

School Bags

 Feb 20


N: -3,250 bags	NE: -3,250 bags	W: -3,250 bags
CH: -3,250 bags	C: -3,250 bags	E: -3,250 bags
SE: -3,250 bags	S: -3,250 bags	



School-in-a-box

 Feb 20

Projected requirements:
888 boxes (35,530 children)

Stock in country:
0 boxes

N: -111 boxes	NE: -111 boxes	W: -111 boxes
CH: -111 boxes	C: -111 boxes	E: -111 boxes
SE: -111 boxes	S: -111 boxes	



School Tents

Projected requirements:
578 tents (34,680 children)

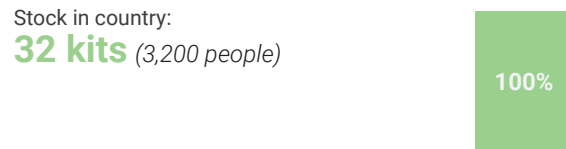
Stock in country:
578 tents (34,680 children)

N: 12 tents	NE: 12 tents	W: 12 tents
CH: 12 tents	C: 12 tents	E: 12 tents
SE: 12 tents	S: 12 tents	

Health

Main challenge: Currently no gap in pipeline.

Diarrheal Disease/Cholera Complete Kits



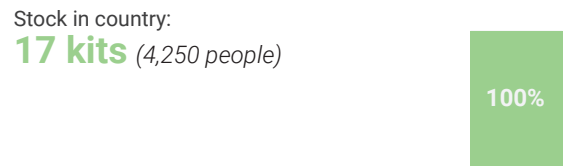
Emergency Health Kits



Emergency Health Kits (Supplementary)



Trauma Kits



Non-Communicable Diseases (NCD) Kits



Water Sanitation & Hygiene

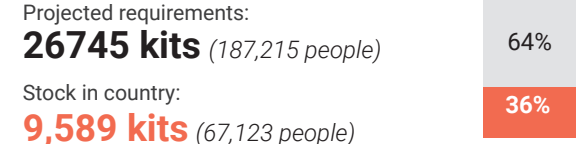
Main challenge: The existing stock of Hygiene Kits and Water Kits will run out by mid-April and mid-March consecutively due to lack of funding. There are also higher winter-related needs.

Hygiene Kits



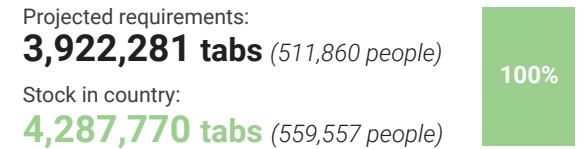
N: -1,624 Kits **NE:** -3,718 Kits **W:** -1,478 Kits
CH: 550 Kits **C:** 5,747 Kits **E:** -2,643 Kits
SE: -1,472 Kits **S:** 1,655 Kits

Water Kits



N: -3,107 Kits **NE:** -2,005 Kits **W:** -4,799 Kits
CH: -789 Kits **C:** -1,712 Kits **E:** -1,311 Kits
SE: -1,892 Kits **S:** -1,543 Kits

Water Purifier Tabs



N: -196,342 tabs **NE:** -596,342 tabs **W:** -454,464 tabs
CH: 27,365 tabs **C:** 737,764 tabs **E:** 75,879 tabs
SE: -77,110 tabs **S:** 848,781 tabs