

AFGHANISTAN

HUMANITARIAN RESPONSE PLAN 2018-2021 2019 QUARTER THREE DASHBOARD (1 JAN - 30 SEP 2019)


KEY FIGURES


354k
new internally
displaced people¹


390k
returnees from Iran
and Pakistan²





8.2k
civilians killed or
injured³


2.6M
have limited access to
basic services⁴



279k
people affected by
floods⁵


2.1M
children suffering from
severe and moderate acute
malnutrition⁶

STRATEGIC OBJECTIVES

-  **1** Lives are saved in the areas of highest need
-  **2** Protection violations are reduced and respect for International Humanitarian Law (IHL) is increased
-  **3** People affected by sudden- and slow-onset crises are provided with a timely response

 **6.3 MILLION**
PEOPLE IN NEED






















 **4.5 MILLION**
PEOPLE TO RECEIVE AID

5.39 MILLION
PEOPLE REACHED*

 **US\$ 612M**
2019 FUNDING REQUIRED

\$342.5M
RECEIVED (56%)

KEY ACHIEVEMENTS BY SECTOR

SECTOR	PEOPLE IN NEED	PEOPLE TO RECEIVE AID	% TARGET REACHED	PEOPLE REACHED ⁸	% CHILDREN WOMEN, MEN	FUNDING REQUESTED (US\$) ⁷	% FUNDING RECEIVED	FUNDING RECEIVED (US\$)
 EDUCATION IN EMERGENCIES	491K	349K		185K	100 0 0%	33.8M		27.8M
 EMERGENCY SHELTER & NFI	985K	816K		0.5M	60 21 19%	48.3M		19M
 FOOD SECURITY & AGRICULTURE	4.9M	3.9M		3.9M	53 23 24%	278.8M		123.2M
 HEALTH	1.9M	1.51M		0.82M	29 49 22%	51.4M		21.6M
 NUTRITION	2.13M	960K		0.88M	88 12 0%	57.6M		29.2M
 PROTECTION	2.4M	1.34M		0.85M	36 13 51%	44.7M		11.1M
 WATER, SANITATION & HYGIENE	2.14M	1.3M		1.06M	53 24 23%	36.4M		16.9M
TOTAL	6.3M	4.5M		5.39M	54 22 24%	612M	56%	342.5M


Total requirement includes aviation (17.8m), coordination (18.9m) and multi-purpose cash (23.9m).
Total funding received includes aviation (2.7m), coordination (2m) and sector not specified (89.1m).

Date created: 5 November 2019. Notes: (1) OCHA DTS, Oct 2019; (2) IOM, UNHCR, Oct 2019; (3) UNAMA Human Rights, Oct 2019; (4) Afghanistan HNO 2019; (5) OCHA NDTS Oct 2019; (6) Afghanistan HNO 2019; (7) Requirements and funding received for the Refugee Chapter are included in the cluster totals; (8) People reached by clusters as of Sep 2019. For more information visit: <http://unocha.org/afghanistan> <http://afg.humanitarianresponse.info> <https://fts.unocha.org/appeals/672/summary>


*People reached' indicates people who have received at least one form of assistance. Some people will still need to receive assistance multiple times in 2019 to fully address their needs. Partners were able to achieve an expanded reach due to significant carry-over funding from 2018 (mostly from FSAC, Health and WASH sectors) which was allocated in the last quarter of the year and could only be spent in 2019.

PEOPLE ASSISTED BY POPULATION GROUP


CONFLICT-AFFECTED PEOPLE

 **0.5M TO RECEIVE AID**
0.3M PEOPLE REACHED

PEOPLE ON THE MOVE**

 **0.9M TO RECEIVE AID**
1M PEOPLE REACHED

NATURAL-DISASTER AFFECTED PEOPLE

 **3M TO RECEIVE AID**
3M PEOPLE REACHED
INCLUDING DROUGHT AND FLOODS

NO ACCESS TO BASIC SERVICES

 **1.3M TO RECEIVE AID**
1.1M PEOPLE REACHED