



Situation Report

Adamawa State Ministry of Health



TITLE	2019 Cholera Outbreak Situation Report
SERIAL NUMBER	25
EPID-WEEK	33
DATE	14th August, 2019

Highlights

- Twenty-nine (29) new cases reported from 9th to 14th August, 2019 from the 3 LGAs (Yola North, Yola South and Girei) bringing total case count for all four LGAs (including Song) to 615.
- No new death reported within the reporting period (CFR=0.65 %).
- No new ward affected. Total number of wards which reported at least one suspected case stands at 18.
- No increase in number of water points chlorinated

Epidemiological Summary

The total number of cases reported as at 14th August, 2019 stands at 615, with 4 deaths (CFR=0.65 %), Yola North has 376 cases with 2 deaths (CFR= 0.53 %); Girei has 168 cases with 1 death (CFR= 0.59 %), Yola South has 70 cases with 1 death (CFR= 1.43 %) and Song has 1 case with 0 death (CFR= 0 %). So far, 149 samples yielded growth suggestive of *Vibrio cholerae* on culture and results of 7 isolates from the reference laboratory revealed 01 serotype.

	Yola North	Girei	Yola South	Song	Total
Cases					
New suspected Cholera cases	17	4	8	0	29
Cumulative suspected cholera cases	376	168	70	1	615
Deaths					
New deaths	0	0	0	0	0
Cumulative deaths	2	1	1	0	4
Laboratory					
Number of specimens collected	211	61	42	1	315
Number of specimen (RDT +ve)	120	43	16	1	180
Number of specimen (Culture +ve)	103	31	14	1	149
Number of specimen (01 serotype)	5	1	1	0	7

Table 1: Number of cases, deaths and samples tested for Cholera in Adamawa State, as at 14th August, 2019.

Adamawa State - Nigeria: Number of Suspected Cholera Cases Reported Between 15th May to 13th August, 2019

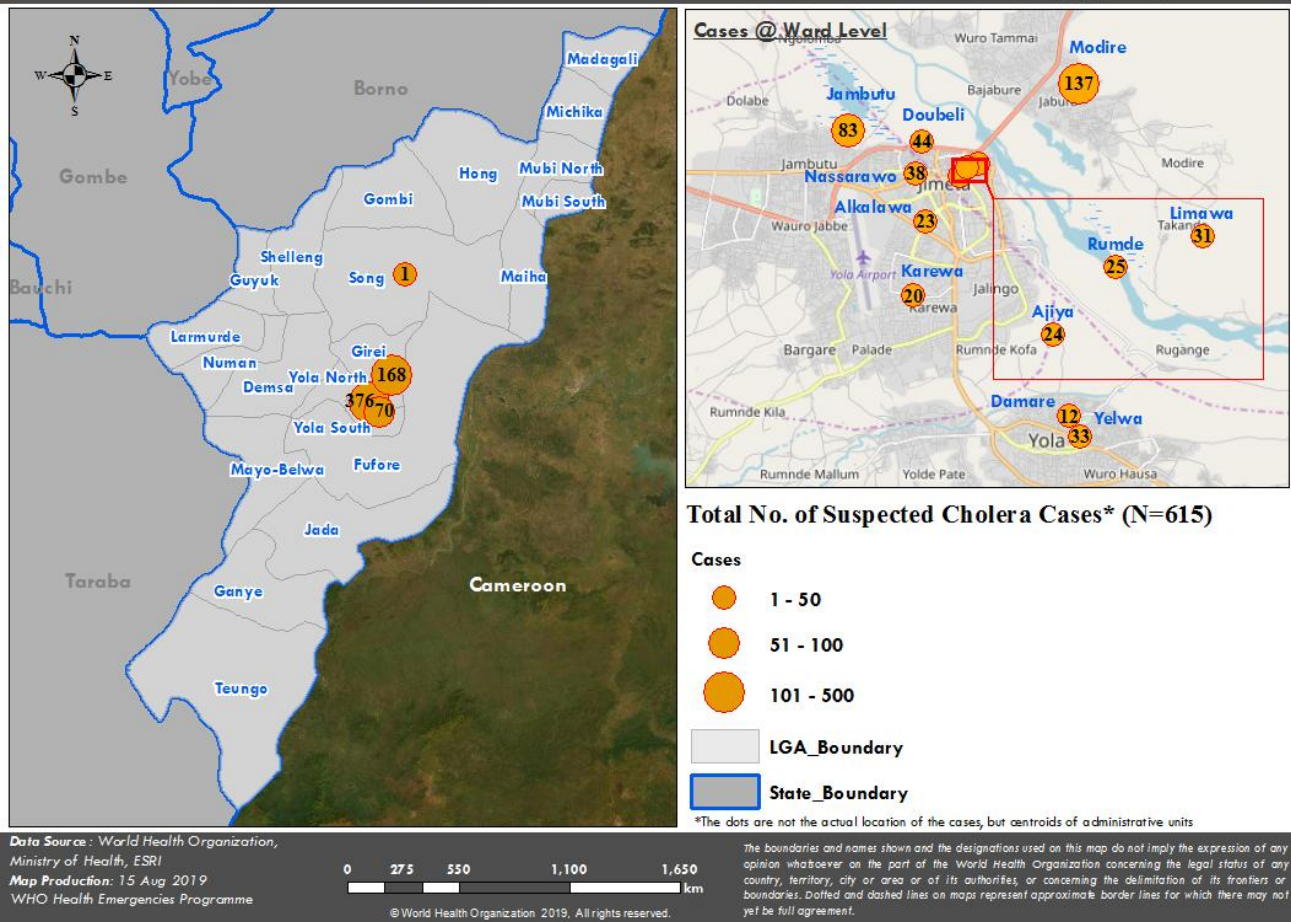


Figure 1: Map of Adamawa State showing cases of suspected Cholera in the affected Wards of the four Local Government Areas

Water points chlorination	Girei	Song	Yola North	Yola South
No of water points mapped	89	0	54	53
No of water points tested	16	0	16	16
No of water points being chlorinated	7	0	9	0
% of water points not being chlorinated	92%	0%	83%	100%

Table 2: Distribution of Water point chlorination in the affected LGAs in Adamawa State,2019.

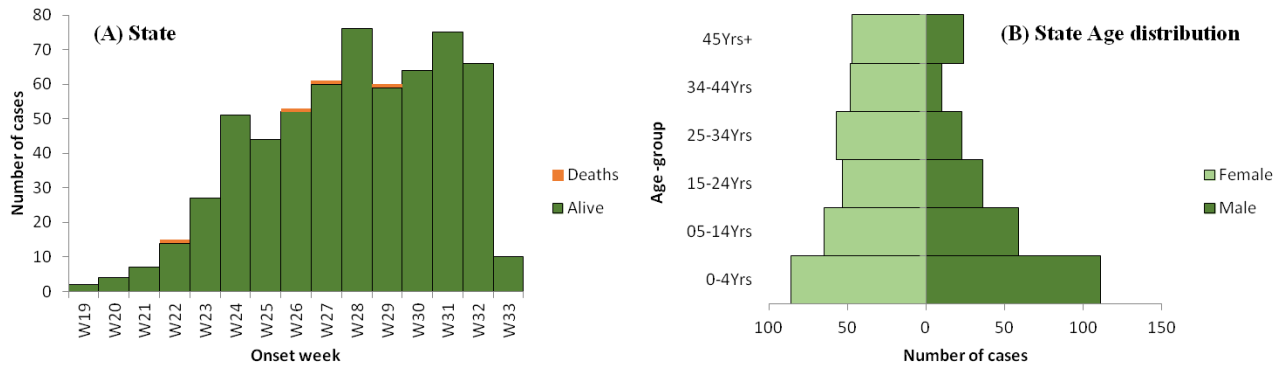


Figure 2: (A) Weekly Epi-curve of suspected cholera cases in Adamawa State (Weeks 19-33), (B) Age-sex distribution of suspected cholera cases in Adamawa State

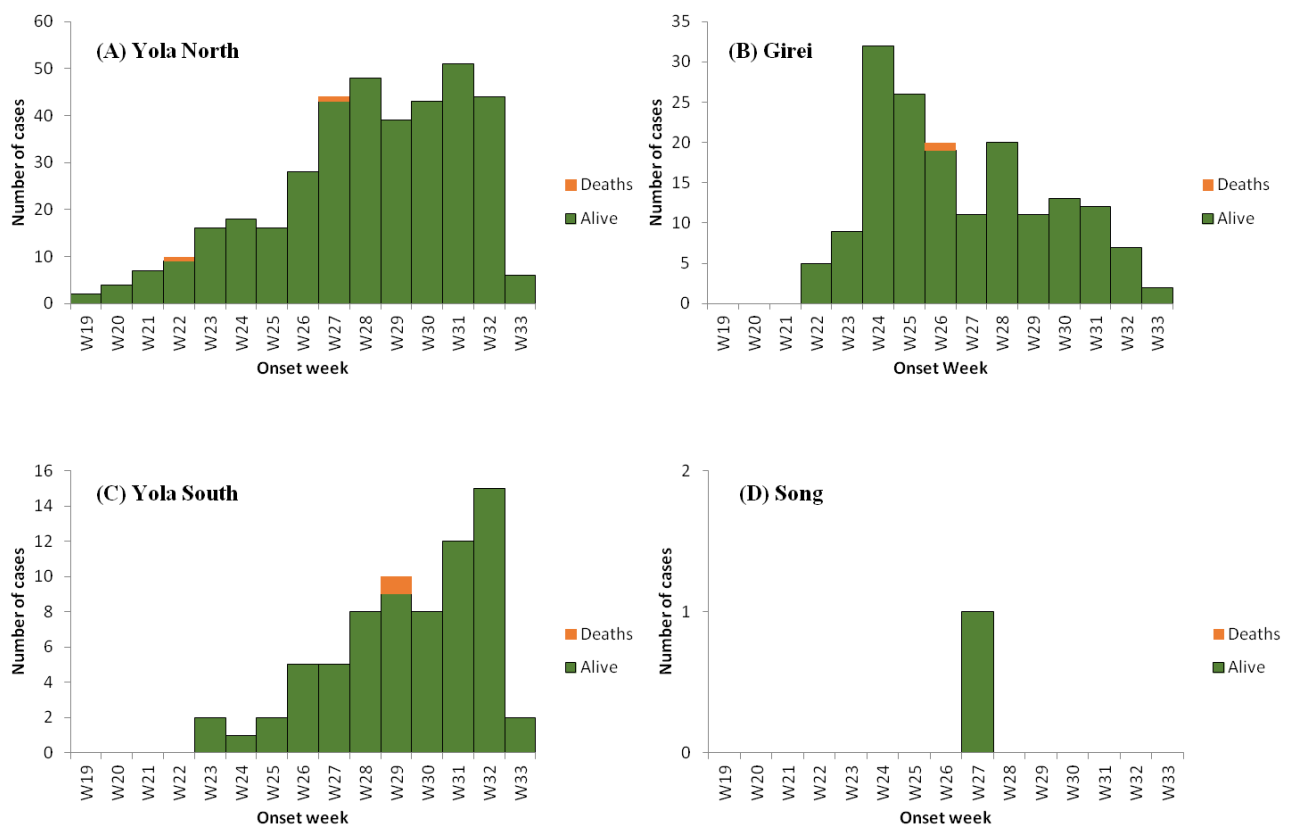


Figure 3: Weekly Epi-curve of suspected cholera cases in (A) Yola North, (B) Girei, (C) Yola South and (D) Song (weeks 19-33)

Coordination:

- UNOCHA Deputy Head of Office and the Head of NE Humanitarian Crisis and UNICEF WaSH Specialist from Bauchi Field Office, were in Yola to support the ongoing cholera response and advocate for more State Government leadership.
- Advocacy visit to the Executive Governor of Adamawa will be carried out by the SMOH and partners.

Pillars	Org	Activities	Place(s)
Surveillance	WHO	Supported ACS teams visited a total of 3,143 households. A total of 36, 841 households have been visited since the commencement of the response.	Yola N, S, Girei
Case mgt	SMOH	30 new admissions, 25 discharges, 5 in-patients, no death	CTC
WASH	UNICEF	Chlorinated 17,522 liters of water in 8 water points, disinfected CTC admission rooms, 144 HHs and 215 HH latrines/dump sites. HP reached 387 HH and 3,108 people, distributed 2,188 pieces of Soap, 170 pieces of Jeri cans, and 49,720 Aqua tab tablets.	Yola North Girei
	IRC	Disinfected 29 public waste disposal sites, 345 HH latrines, CTC and Chlorinators sterilized 112,125 liters of water in 7 water points and also monitored FRC's at household level. HP reached 1,745 HHs and 14,854 persons. Also pasted 30 small banners	Yola North Girei, Yola South
	IOM	HP reached 334 households and 1,510 people and chlorinators sterilized 84,170 liters of water in 5 water points	Yola North
Logistics	WHO	WHO additional fuel for the Generator and the ambulance	CTC
	IRC	Supplied additional 20 potties and 10kg of 70% HTH chlorine powder	CTC
	JHF	18 bags of sachet water	CTC
	UNICEF	Supplied 80 cups	CTC
	IOM	Supplied 20 packs of discharge kits and 20 pcs of 20 litres jeri cans	CTC
Risk Comm.	UNICEF	Trained and engaged 100 religious leaders. Sensitized 4,770 HH and 17,849 people. UNICEF supported radio jingles ongoing in two radio stations	Fufore, Yola south , Yola North , song

Table 3 showing activities carried out in the thematic areas from 9th to 14th August, 2019.

Challenges

- Persistent gap in WaSH interventions.
- Only few partners are present to address the outbreak
- Aqua tabs in short supply in the state
- The proposed building of incinerator is yet to be carried out

Next steps

- Follow up with ICRC regarding the incinerator or IRC to handle the building of incinerator
- To advocate for partners to come to the state to support in the response
- To scale up WaSH intervention, especially water chlorination and distribution of aquatabs

Dr Pembi Emmanuel
State Epidemiologist
(07068115161, 07010408293)

Dr Jerry Pantuvo
WHO Surveillance Officer
(08061203546, 08126371508)