



Situation Report

Adamawa State Ministry of Health



TITLE	2019 Cholera Outbreak Situation Report
SERIAL NUMBER	22
EPID-WEEK	32
DATE	5th August, 2019

Highlights

- Twenty-two (22) new cases reported from 2nd to 5th August, 2019 from the 3 LGAs (Yola North, Yola South and Girei) bringing total case count for all four LGAs (including Song) to 523.
- No new death reported within the reporting period (CFR=0.76 %).
- No new ward affected. Total number of wards which reported at least one suspected case still stands at 17.
- Song LGA has not reported a new case in 4 weeks

Epidemiological Summary

The total number of cases reported as at 5th August, 2019 stands at 523, with 4 deaths (CFR=0.76 %), Yola North has 317 cases with 2 deaths (CFR= 0.63 %); Girei has 153 cases with 1 death (CFR= 0.65 %), Yola South has 52 cases with 1 death (CFR= 1.92 %) and Song has 1 case with 0 death (CFR= 0 %). So far, 149 samples yielded growth suggestive of *Vibrio cholerae* on culture and results of 7 isolates from the reference laboratory revealed 01 serotype.

	Yola North	Girei	Yola South	Song	Total
Cases					
New suspected Cholera cases	17	3	2	0	22
Cumulative suspected cholera cases	317	153	52	1	523
Deaths					
New deaths	0	0	0	0	0
Cumulative deaths	2	1	1	0	4
Laboratory					
Number of specimens collected	179	59	31	1	270
Number of specimen (RDT +ve)	101	43	16	1	161
Number of specimen (Culture +ve)	103	31	14	1	149
Number of specimen (01 serotype)	5	1	1	0	7

Table 1: Number of cases, deaths and samples tested for Cholera in Adamawa State, as at 5th August, 2019.

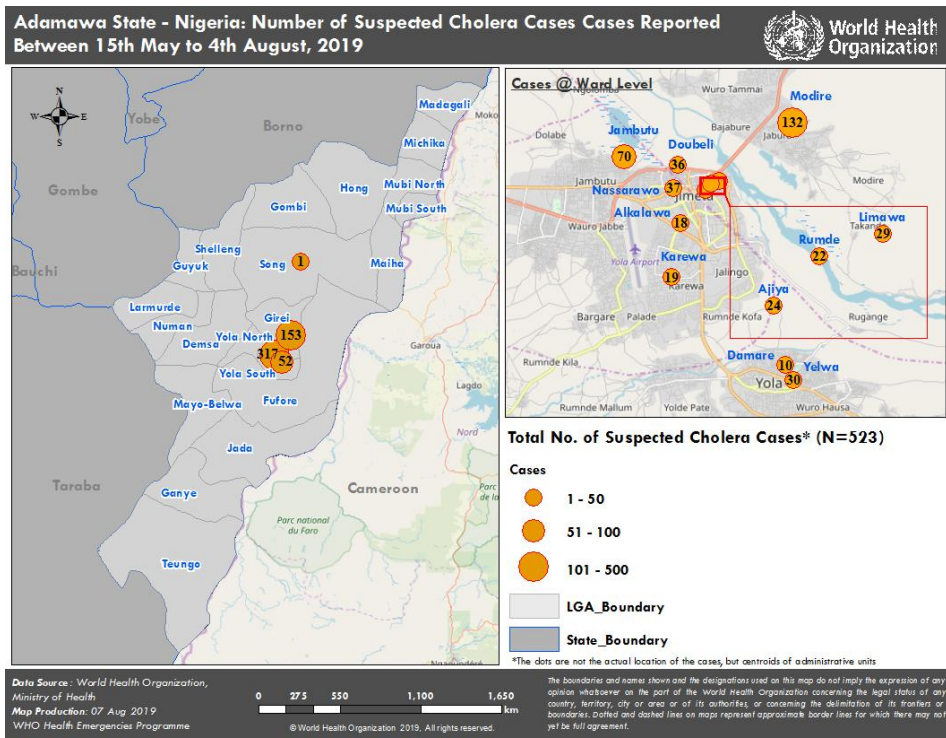


Figure 1: Map of Adamawa State showing cases of suspected Cholera in the affected Wards of the four Local Government Areas

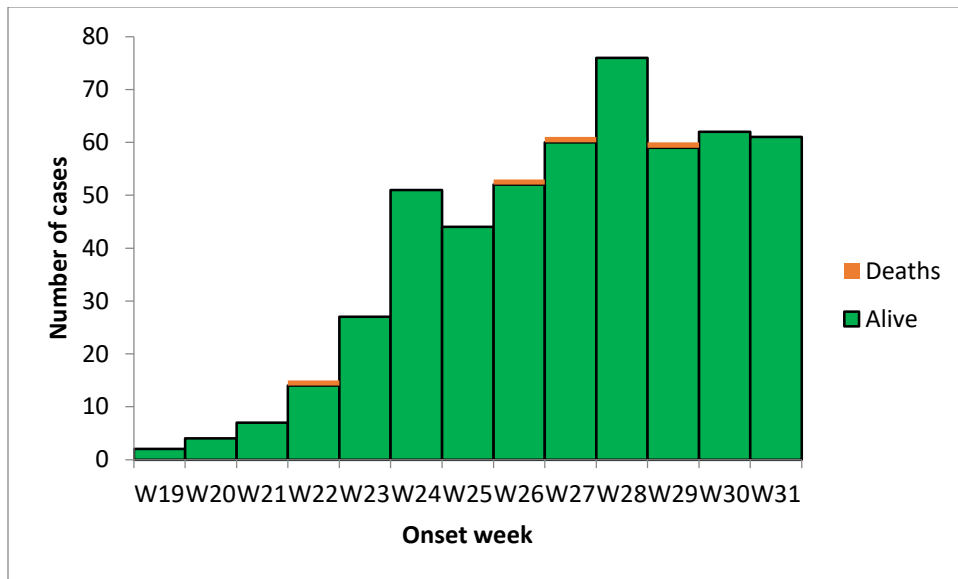


Figure 2: Weekly Epi-curve of suspected cholera cases in Adamawa State (Weeks 19-31)

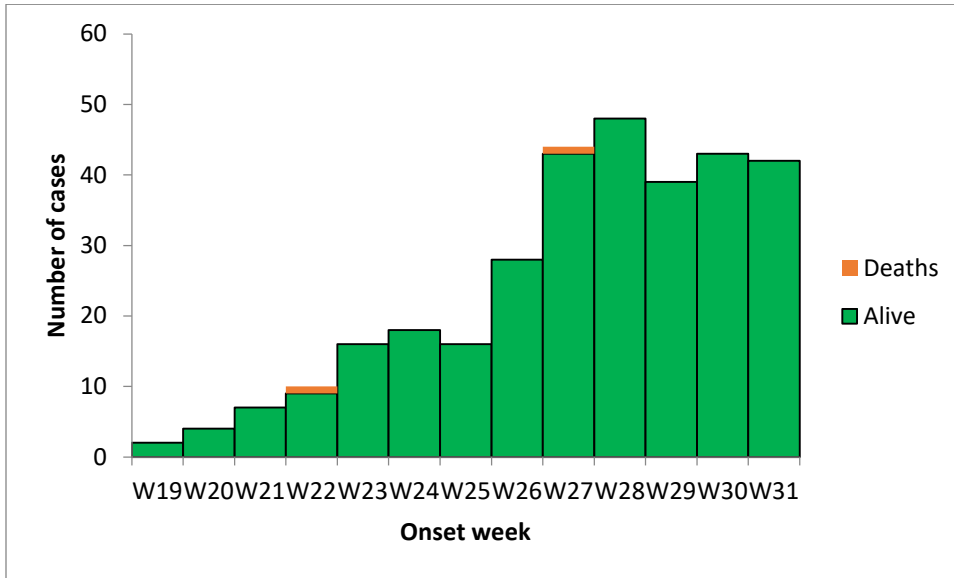


Figure 3: Weekly Epi-curve of suspected cholera cases in Yola North, Adamawa State (weeks 19-31)

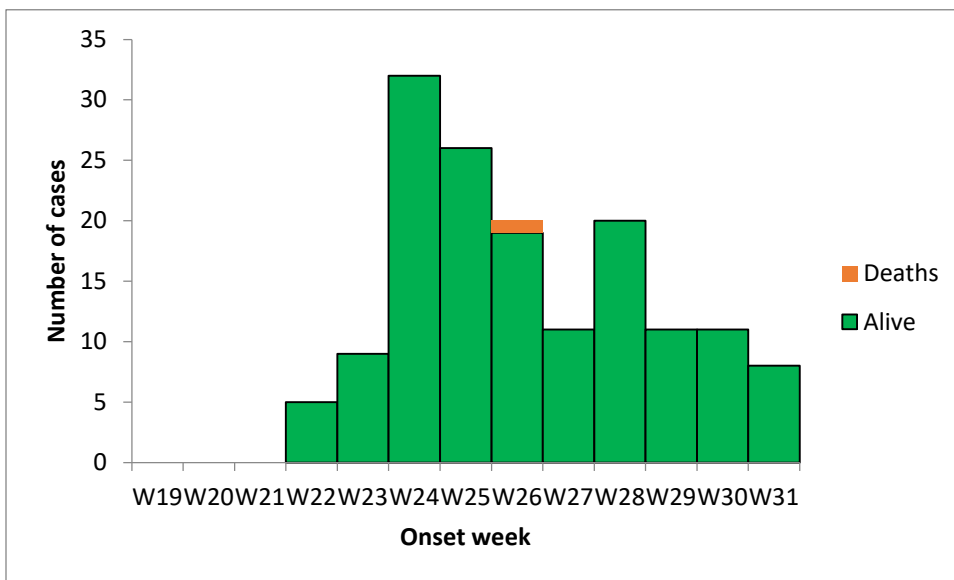


Figure 4: Weekly Epi-curve of suspected cholera cases in Girei, Adamawa State (weeks 19-31)

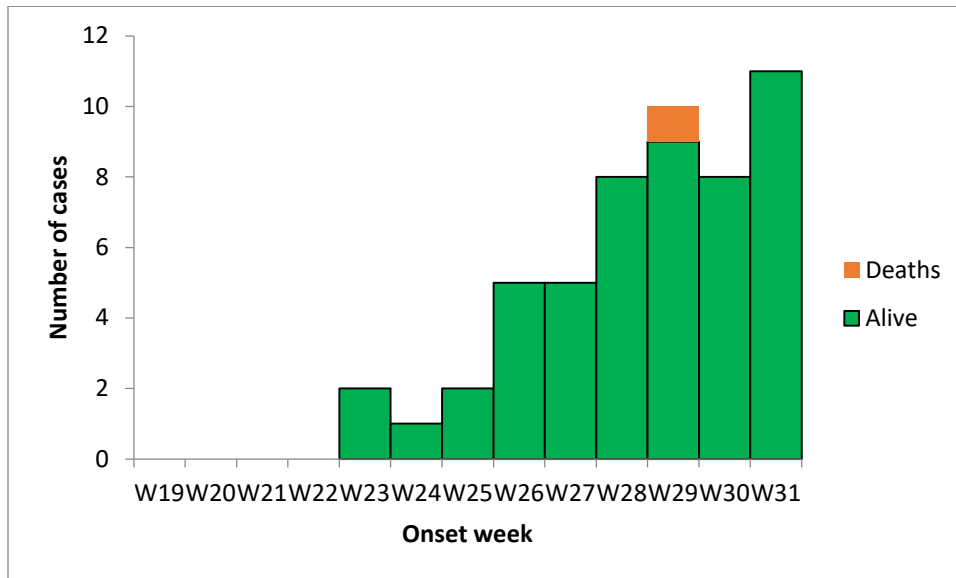


Figure 5: Weekly Epi-curve of suspected cholera cases in Yola South, Adamawa State (weeks 19-31)

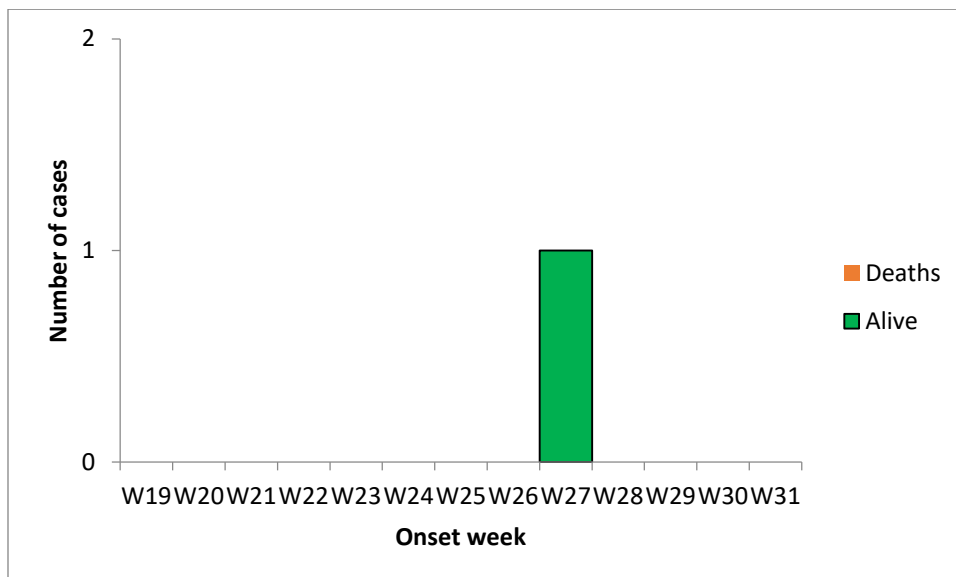


Figure 6: Weekly Epi-curve of suspected cholera case in Song, Adamawa State (weeks 19-31)

Coordination

- The state ministry of Health through SMOL has released some funds to assist in the outbreak response

Case Management

- 10 admissions and 7 discharges in the CTC

Surveillance

- WHO supported ACS teams visited a total of 1,722 households. A total of 31,675 households have been visited since the commencement of the response.
-

WASH

- UNICEF through AD-RUWASSA supported house to house hygiene promoters reached 667 households and 4,208 people in Girei and Yola North LGAs with key Hygiene messages.
- UNICEF in collaboration with AD-RUWASSA distributed 3,402 pieces of Soap for personal hygiene, 285 pieces of 25 liters Jericans for safe household water storage and 80,040 Aquatab tablets for household water treatment during house to house hygiene promotion.
- UNICEF in collaboration with AD-RUWASSA chlorinated 53,215 liters of water in 8 water points at Girei and Yola North LGAs.
- UNICEF disinfected/sprayed 529 HHs and 711 households latrines/dump sites.
- UNICEF disinfected the CTC admission rooms and surrounding/environment.
- IRC supported house to house hygiene promotion reached 1,213 households and 10,532 persons were reached with key hygiene messages and pasted 20 small banners with cholera prevention messages across Girei, Yola North and Yola South LGAs.
- IRC disinfected 65 public waste disposal sites, 145 households latrines.
- IRC chlorinated 85,165 liters of water in 6 water points and monitored FRC's at household level of Girei LGA.
- IRC Supplied additional IEC materials to the CTC
- IRC is spraying the CTU twice daily and monitoring of IPC condition.
- IRC Supplied additional 20 set of cholera discharge kits, additional 20 Potties to support IPC in the CTC and also supported Girei PHCC, Rumde PHCC and Yelwa PHCC with 240 liters Big central general waste collection bin (one each)
- IOM supported house to house hygiene reached 357 households and 1,467 people with key Hygiene messages in Yola North LGA.
- IOM chlorinated 102,790 liters of water in 4 water points at Yola North LGA..

Risk Communication

- WHO supported community health champions visited 1,971 households and sensitized 2,925 people. Total number of `houses visited since the commencement of the response is 25,520 and sensitized 49,458 people.
- Unicef C4D Community obilizers/Hygiene Promoters sensitized 14,448 people in 2,550 households in Yola North and distributed 2,989 Aquatabs provided by Unicef WASH section.
- Unicef C4D Community Mobilizers/Hygiene Promoters sensitized 3,360 persons in 1,2230 households in Yola South LGA

Logistics:

- Rescue Committee supplied 4 pcs of foot mats, and 15 pcs of garbage bags
- Janna Health Foundation supplied additional 10 bags of sachet water.
- WHO supplied additional fuel for the generator and the ambulance

Dr Pembi Emmanuel
State Epidemiologist
(07068115161, 07010408293)

Dr Jerry Pantuvo
WHO Surveillance Officer
(08061203546, 08126371508)