



Situation Report

Adamawa State Ministry of Health



TITLE	2019 Cholera Outbreak Situation Report
SERIAL NUMBER	19
EPID-WEEK	31
DATE	29th July 2019

Highlights

- Thirty (30) new cases reported from 26th July to 29th July, 2019 from the 4 affected LGAs (Yola North, Yola South, Girei and Song) bringing total case count to 434.
- No new death reported within the reporting period (CFR=0.92 %).
- No new ward affected. Total number of wards which reported at least one suspected case still stands at 17.
- Song LGA has not reported a new case in 3 weeks

Epidemiological Summary

The total number of cases reported as at 29th July, 2019 stands at 434, with 4 deaths (CFR=0.92 %). Yola North has 259 cases with 2 deaths (CFR= 0.77 %); Girei has 140 cases with 1 death (CFR= 0.71 %) Yola South has 34 cases with 1 death (CFR= 2.94 %) and Song has 1 case with 0 death (CFR= 0 %). So far, 149 samples yielded growth suggestive of *Vibrio cholerae* on culture and results of 7 isolates from the reference laboratory revealed 01 serotype.

	Yola North	Girei	Yola South	Song	Total
Cases					
New suspected Cholera cases	22	5	3	0	30
Cumulative suspected cholera cases	259	140	34	1	434
Deaths					
New deaths	0	0	0	0	0
Cumulative deaths	2	1	1	0	4
Laboratory					
Number of specimens collected	150	50	23	1	224
Number of specimen (RDT +ve)	89	35	12	1	137
Number of specimen (Culture +ve)	103	31	14	1	149
Number of specimen (01 serotype)	5	1	1	0	7

Table 1: Number of cases, deaths and samples tested for Cholera in Adamawa State, as at 29th July, 2019.

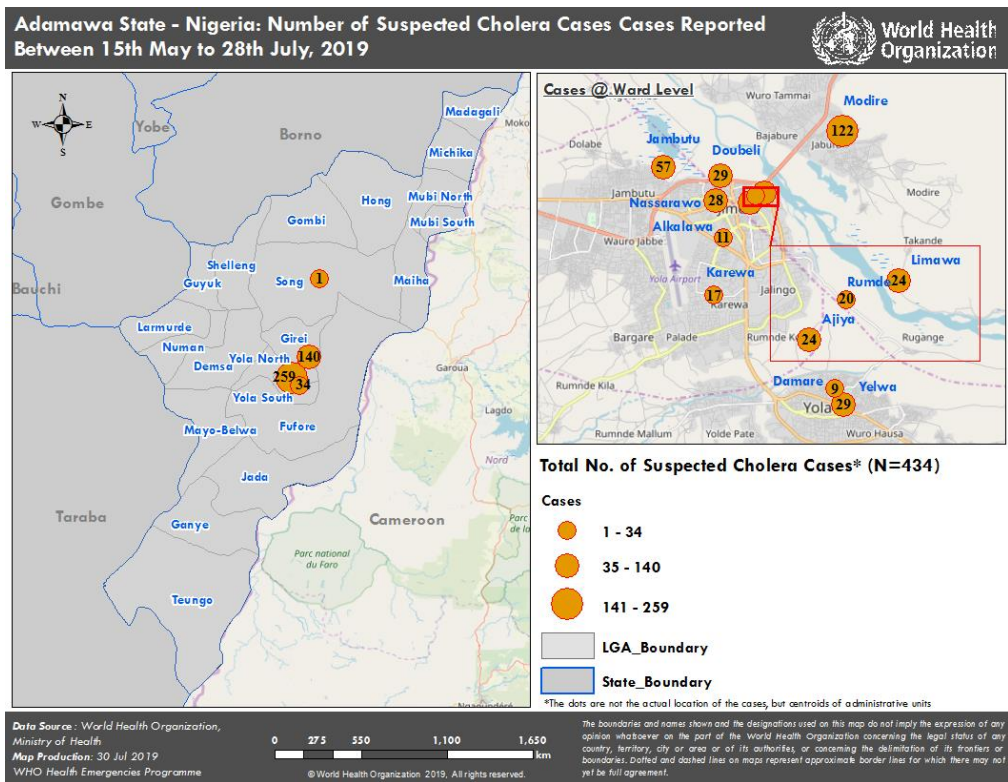


Figure 1: Map of Adamawa State showing cases of suspected Cholera in the affected Wards of the four Local Government Areas

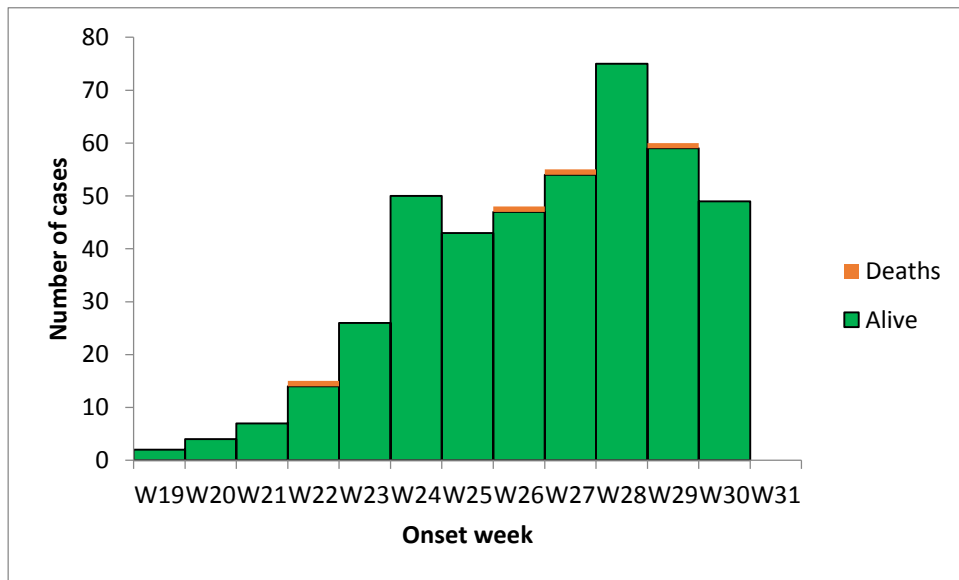


Figure 2: Weekly Epi-curve of suspected cholera cases in Adamawa State (Weeks 19-31)

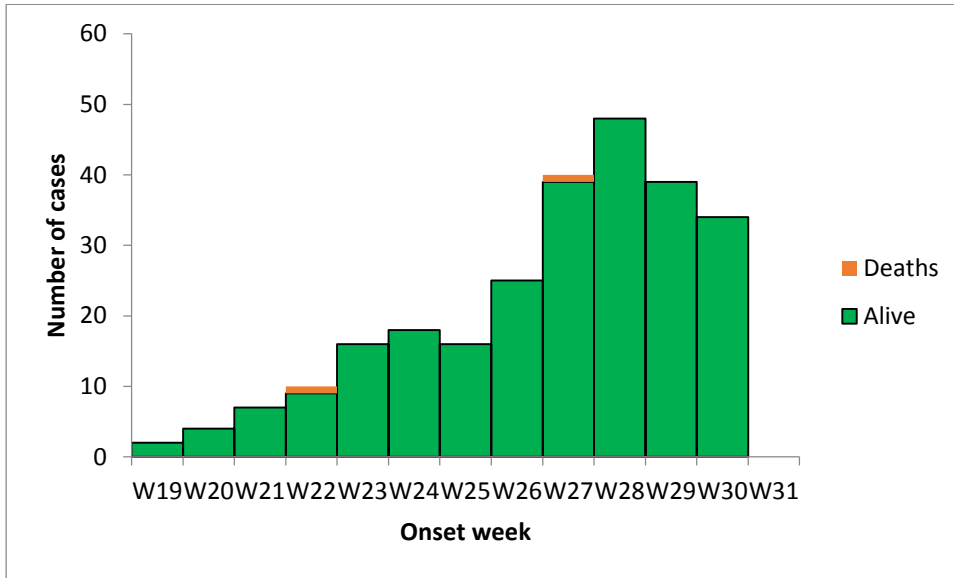


Figure 3: Weekly Epi-curve of suspected cholera cases in Yola North, Adamawa State (weeks 19-31)

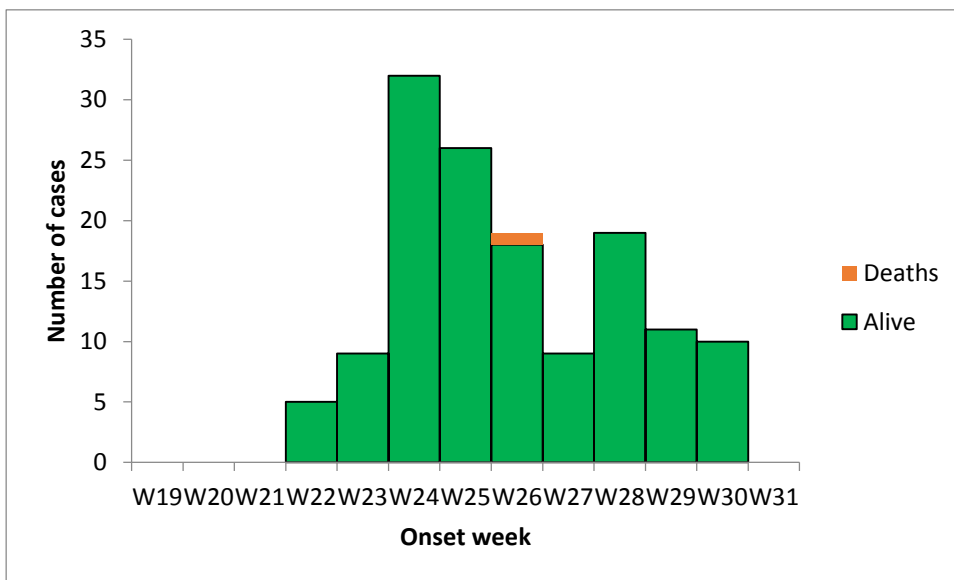


Figure 4: Weekly Epi-curve of suspected cholera cases in Girei, Adamawa State (weeks 19-31)

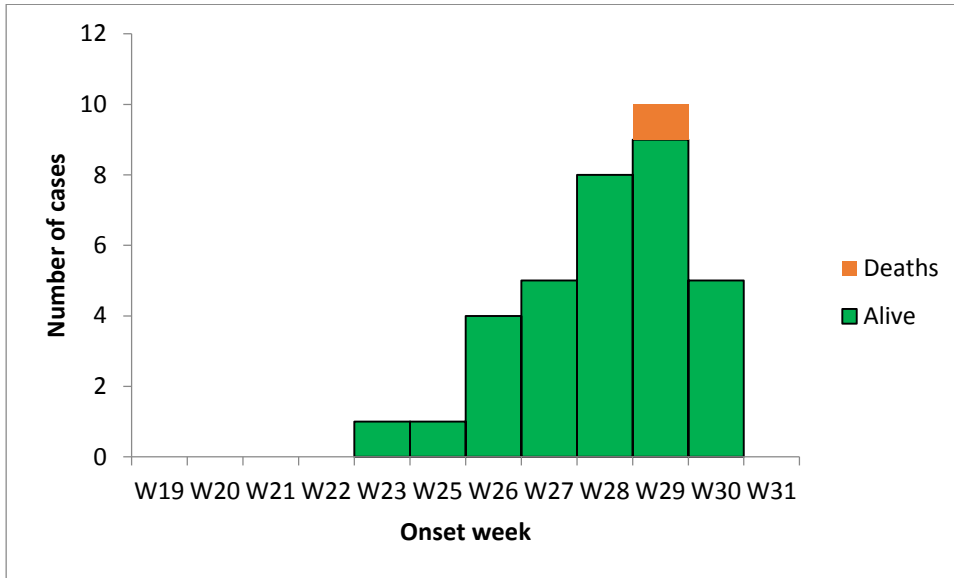


Figure 5: Weekly Epi-curve of suspected cholera cases in Yola South, Adamawa State (weeks 19-31)

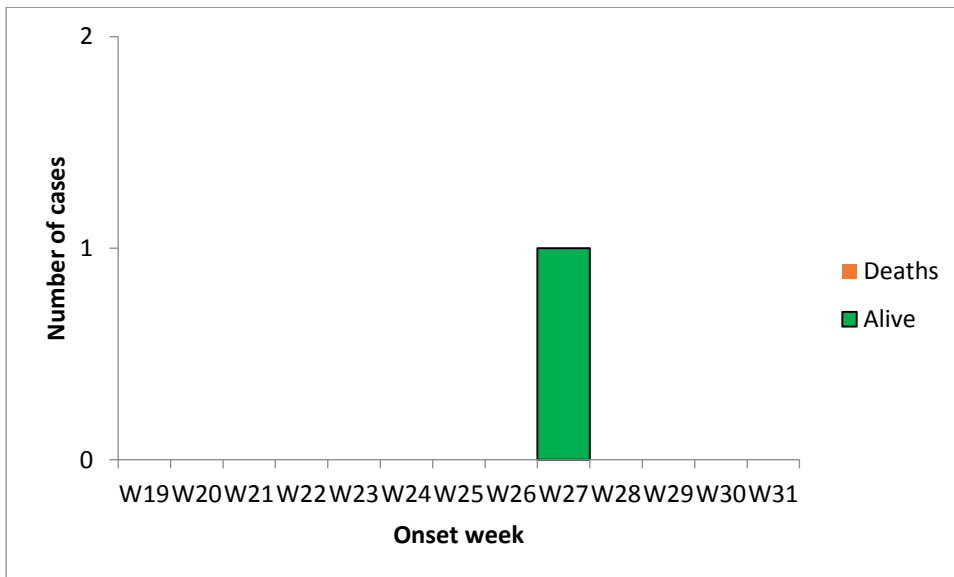


Figure 6: Weekly Epi-curve of suspected cholera case in Song, Adamawa State (weeks 19-31)

Coordination

- SMOH mandated partners to strictly conduct interventions based priority communities identified and to ensure all interventions are supervised by the LGA

Case Management

- 7 admissions and 5 discharges at the CTC on the morning of 29th July

Surveillance

- WHO supported ACS teams visited a total of 1,631 households. A total of 27,407 households have been visited since the commencement of the response.

WASH

- UNICEF supported to house hygiene promoters reached 84 households (573 people) with hygiene messages in Girei and Yola North LGAs.
- UNICEF distributed 428 pieces of Soap for personal hygiene, 180 pieces of 25 liters Jericans, and 10,080 Aquatab tablets during house to house hygiene promotion.
- UNICEF chlorinated 6,490 liters of water in 8 water points at Girei and Yola North LGAs.
- UNICEF disinfected/sprayed 62 households and 71 household latrines/dump sites.
- UNICEF disinfected the CTC admission rooms and surrounding/environment.
- UNICEF has re-engaged 30 house to house hygiene promoters and 18 Water Point Chlorinators for 30 days.
- IRC supported house to house hygiene promoters reached 1,019 households and 8,695 persons with key hygiene messages and pasted 100 small banners with cholera prevention messages across Girei, Yola North and Yola South LGAs.
- IRC disinfected 59 public waste disposal sites, 84 household latrines.
- IRC chlorinated 110,905 liters of water in 6 water points and monitored FRC's at household level of Girei LGA.
- IRC Supplied 20 set of Cholera discharge and 40 Potties with lid supports IPC in the CTC
- IRC is Spraying the CTU twice daily and have plumbed the wastewater from the CTC to a gutter
- IOM supported house to house hygiene promoters reached 344 households and 1,556 people with Key Hygiene messages in Yola North LGA.
- IOM chlorinated 8,295 liters of water in 4 water points at Yola North LGA.

Risk Communication

- WHO supported community health champions visited 1,015 households and sensitized 1,789 people in this reporting period. Since the beginning of their visit to communities a total of 17,693 households have been visited and 36,919 people were sensitized. 88 suspected cases were identified and reported to the DSNOs for investigation.

Logistics:

- Rescue Committee (IRC) brought additional discharge kits; 1 ORS (120pcs), 100 pcs of 500mls water guards, 20pcs each of plastic jerry can (20 & 10 liters), 20pcs of plastic bucket, 120 pcs of laundry soaps, 80pcs of stainless cups, 20pcs of Potties with lid, 8. 4 kg 70% HTH chlorine
- Janna foundation (JHF) brought additional 7 bags of sachet water
- WHO brought additional IV given set (50pcs), Hand wash 500mls, 10rolls of plaster and fuel for the Generator.

Challenges

- Difficulty in covering all affected communities with chlorination since only 13 of the 256 water points are manned by chlorinators
- There is persistence of resistance to chlorination in some communities especially in Yola North (Ajiya Street)
- Lab is out of stock for petri dish and alkaline peptone water

Next step(s)/Way Forward

- All partners and government under WASH to map out strategy for reaching communities with no access to chlorinated water.
-

Dr Pembi Emmanuel
State Epidemiologist
(07068115161, 07010408293)

Dr Jerry Pantuvo
WHO Surveillance Officer
(08061203546, 08126371508)