

IRAQ RESPONSE – PROTECTION CLUSTER DASHBOARD

IDP demographic breakdown



Total IDP population:
2,123,340



Children (0-17yrs)
Female: 552,068
Male: 451,210

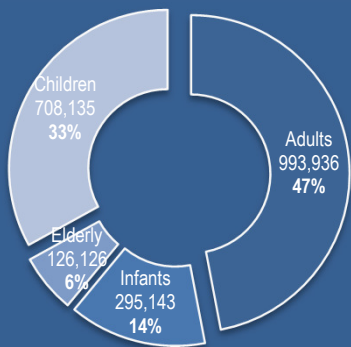
- Female (0-4yrs): 159,250
- Male (0-4yrs): 135,893
- Female (5-17yrs): 392,818
- Male (5-17yrs): 315,317



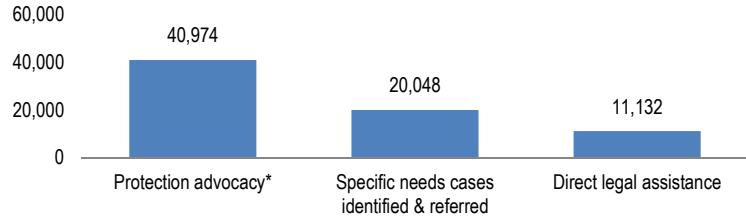
Adults (18-59yrs)
Female: 545,699
Male: 448,237



Elderly (60+)
Female: 70,070
Male: 56,056

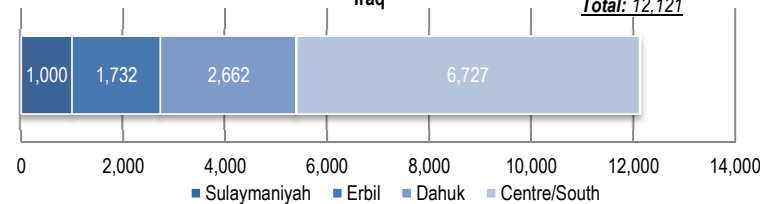


PROTECTION MONITORING: # of interventions across Iraq



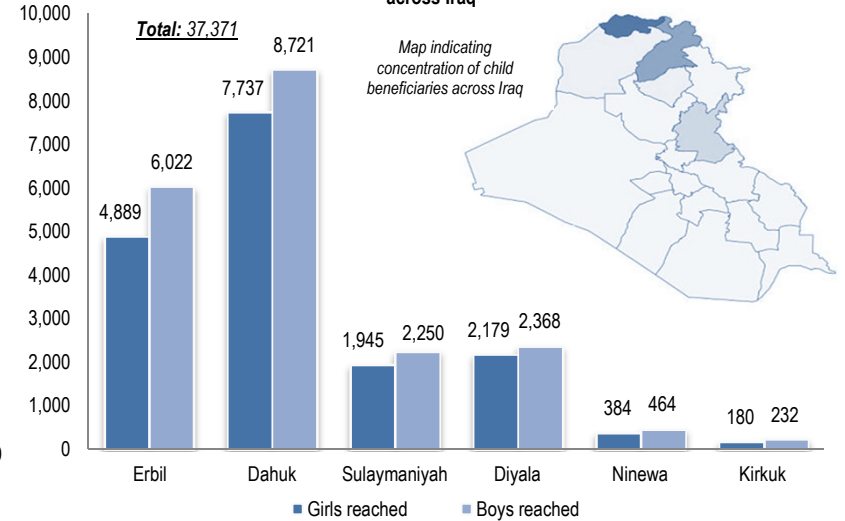
*advocacy towards relevant national and local authorities for IDPs access to assistance and services

CASH ASSISTANCE: # of IDP families who received cash grants across Iraq**

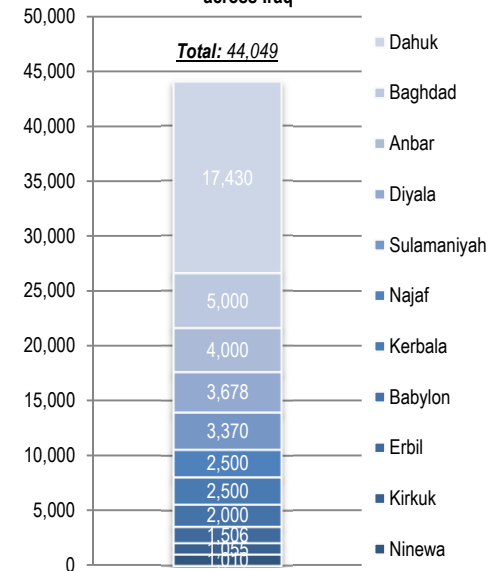


** e.g. assistance for rent, shelter rehabilitation, medical expenses, daily subsistence

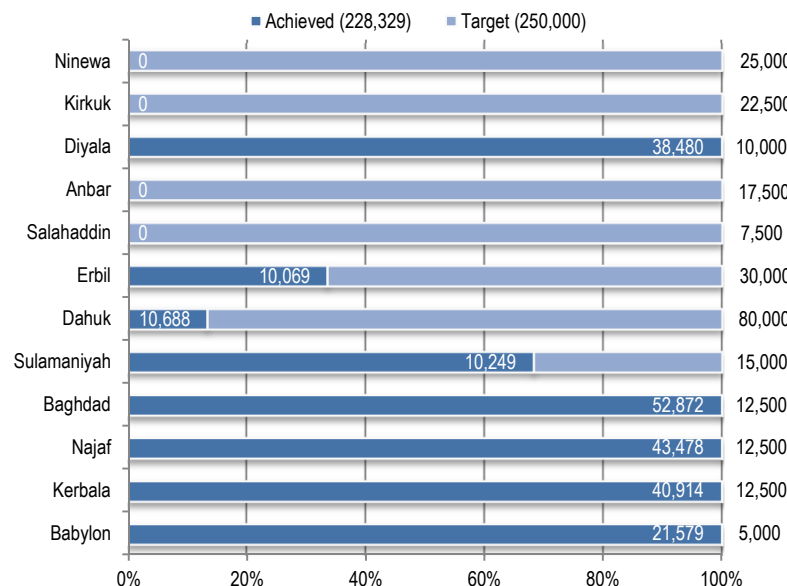
CHILD PROTECTION: # girls and boys benefiting from psychosocial support across Iraq



SGBV: # of dignity kits distributed to women across Iraq



SGBV: # of women and girls accessing women's centres across Iraq



SGBV: # of women's centres established across Iraq

Governorate	Target	Achieved
Ninewa	9	0
Kirkuk	8	0
Diyala	3	5
Anbar	6	0
Salahaddin	3	0
Erbil	10	17
Dahuk	27	23
Sulaymaniyah	5	6
Baghdad	4	8
Najaf	4	4
Karbala	4	4
Babylon	2	4
TOTAL:	85	71