

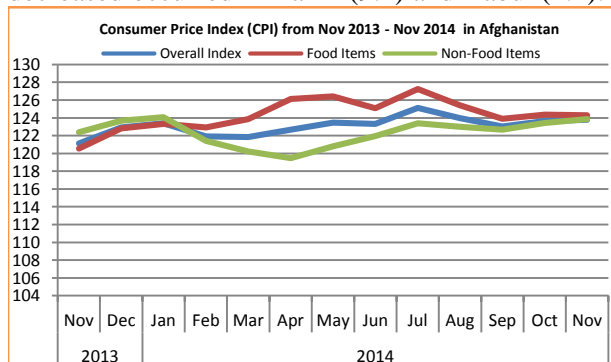
Key Highlights:

- In the current month (November 2014), the Wheat retail price increased in Lahor and Karachi (Pakistan), and Afghanistan main cities, while decreased in Delhi - India and US golf FOB.
- In Afghan currency (AFN), the Wheat flour (HP) retail price in main cities of Afghanistan showed a decreasing trend from April – June 2013. It was stable in July – August 2013 and slightly decreased in September 2013. During October 2013 – June 2014, the price was slightly increasing, then slightly decreased from June – July 2014. After a slight increase in July – September 2014, the price slightly decreased from September – November 2014.
- Compared to the same month last year (November 2013), the current Wheat flour price increased by 3.1% in US dollar, and by 3.2% in Afghan currency.
- The overall CPI negligibly increased by 0.1 percent point compared to the previous month (October 2014), and by 2.2 percent point compared to the same month last year (November 2013).

Consumer Price Index (CPI): On the monthly basis, the overall CPI in November 2014 was increased by 0.1 percent point (increased by 0.3 percent point for non-food items, and decreased by 0.1 percent point for food items).

Compared with the same month last year (November 2013), the overall CPI increased by 2.2 percent point (increased by 3.1 percent points for food items and 1.2 percent point for non-food items). The CPI increased in all main cities, except Kabul and Balkh (decreased by 0.8 percent points), the highest increase happened in Kandahar (by 7 percent point), followed by Kunduz (6.1), Nangarhar (5.8), Hirat (5), Bamyan (4.8), Khost (3.5), Hilmand (2.5) and Badakhshan (1.5).

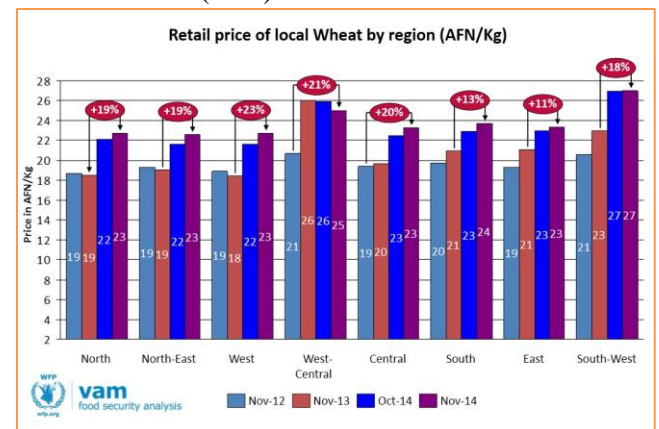
Specifically, the annual increase of CPI for food items was high in Nangarhar and Hirat (by 6.9 percent point), followed by Kandahar (6.3), Bamyan (5.5), Balkh (5.3), Hilmand (3.5), Khost (1.9) and Kunduz (1.6). While decrease occurred only in Badakhshan (0.9) and remained unchanged in Kabul. Meanwhile, for non-food items, the highest annual increase was in Kunduz (by 14.4 percent point), followed by Khost and Kandahar (7.9), Badakhshan (5.6), Nangarhar (4.5), Bamyan (3.6), Hirat (2.1) and Hilmand (0.6). While a decrease occurred in Balkh (9.4) and Kabul (1.4).



Wheat Grain (Local) Retail Price Across the Country: The average retail price of Wheat across Afghanistan in November 2014 was AFN23.8/Kg, being 2.1% higher than the previous month (October 2014). The highest increase occurred only in West (by 5.2%). The variation in other regions was within a normal range (-3.5% to 4.6%).

In comparison to the same month one year ago (November 2013), the average price increased by 14.3%. The highest increase occurred in West (23.3%) followed by North (22.8%), North-East (18.7%), Central (18.3%), South-West (17.5%), South (13.4%) and East (10.6%). While a negligible decrease occurred only in West-Central (3.8%).

On the 2-year comparison (November 2012), the average price increased by 21.6%. The highest increase occurred in South-West (by 31%), followed by North (21.6%), East (20.9%), West-Central (20.8%), South (20.4%), West (20.2%), Central (20%) and North-East (17%).



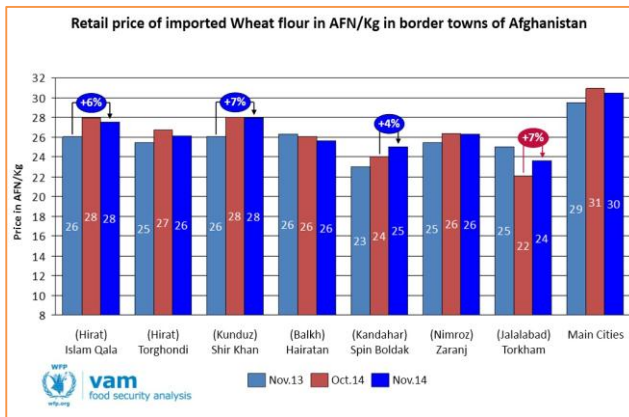
Wheat Flour (Imported) Retail Price in Border Towns: In the **border town markets**, the average price of imported Wheat flour for the reporting month (November 2014) was AFN26/Kg, which negligibly increased by 0.5% compared to previous month (October 2014).



The highest increase occurred only in Jalalabad (Torkham) by 6.8%. The variation in other border town markets was within a normal range (-2.2% to 4.2%).

Compared to same month one year ago (November 2013), the average price increased by 2.8%. The variation in all border town markets remained within a normal range (-5.6% to 8.7%).

The average retail price of **Wheat flour in the main cities** of Afghanistan was AFN30.4/Kg, being 1.5% lower than the previous month (October 2014), but 3.2% higher than the same month last year (November 2013), 2% lower than the same month 2 years ago (November 2012), and 15.2% higher than the 5-year average of the same months (November 2009 - 2013).



Wheat Grain Price in Global/Regional Markets and Main Cities of Afghanistan: The Wheat grain retail price was reported at US\$343/MT in Lahore (Pakistan), and US\$335/MT in Karachi (Pakistan) during November 2014.

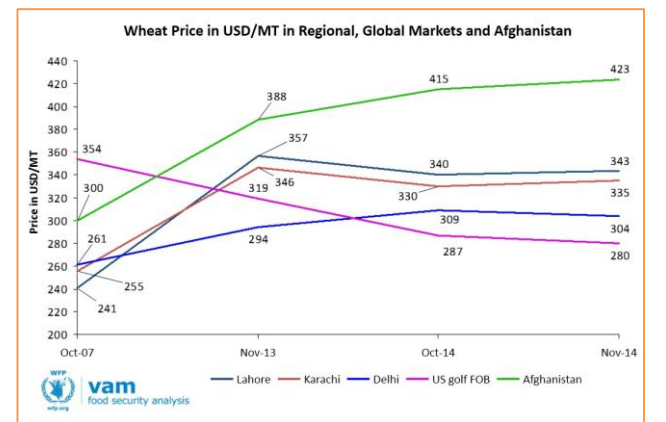
In Lahore, it was 1% higher than the previous month (October 2014), 3.7% lower than the same month last year (November 2013), but 42.5% higher than Pre-crisis level (October 2007).

In Karachi, the price was higher by 1.5% than the previous month (October 2014), 3.3% lower than the same month last year (November 2013), while 31.1% higher than Pre-crisis level (October 2007).

In Delhi, the retail price of Wheat was reported at US\$304/MT in the reporting month (November 2014), being lower by 1.6% compared to the previous month (October 2014), higher by 3.4% than the same month last year (November 2013) and 16.2% higher than Pre-crisis level (October 2007).

The US wheat (No. 2 Hard Red, Gulf) wholesale averaged US\$280/MT in the reporting month (November 2014). The price was lower by 2.4% compared to the previous month (October 2014), 12.1% lower than the same month last year (November 2013) and 20.7% lower than the Pre-crisis level (October 2007). The current price is still lower than its peak price in May 2008 by 41.9%.

The average retail price of **Wheat in the main cities** of Afghanistan was US\$423/MT, being higher by 2% compared to the previous month (October 2014), 9% higher than the same month last year (November 2013), and 41.1% higher than Pre-crisis level (October 2007).



Sources:

1. CPI Source: Central Statistics Organization (CSO). Consumer Price Index (CPI) is a measure of the average price of consumer goods and services purchased by households. It is a price index determined by measuring the price of a standard group of goods meant to represent the typical market basket of a typical urban consumer.
2. Data source MAIL – National Statistics Department.
3. WFP/VAM.

