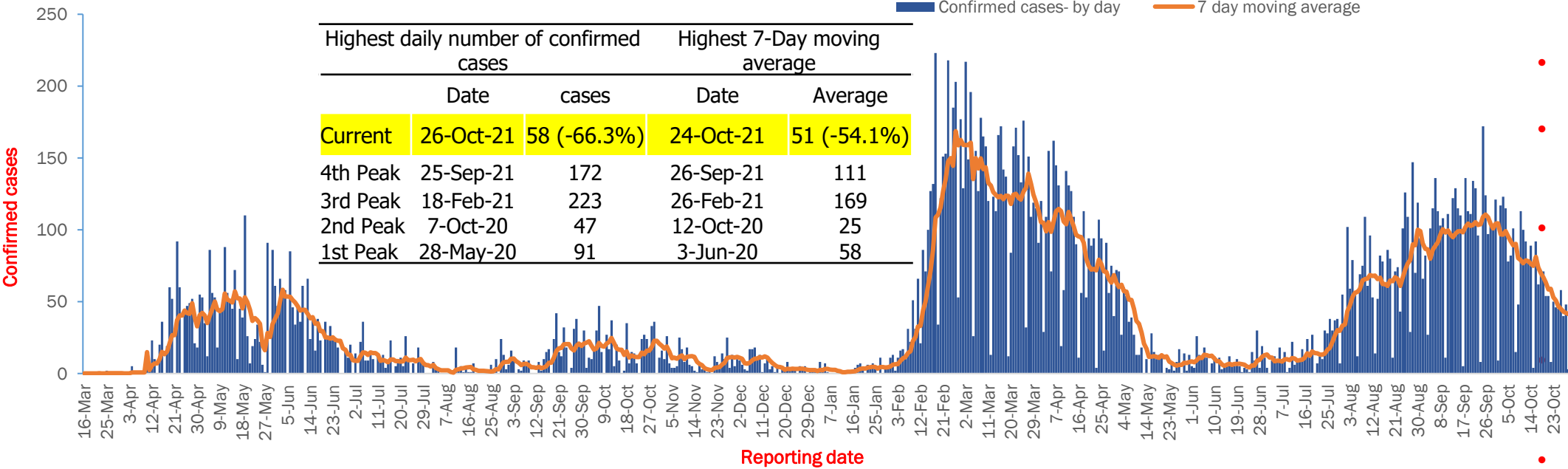




# SOMALIA COVID-19 update

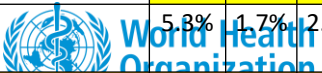
WHO

# Transmission- daily cases: 16 March 2020 – 30 October 2021



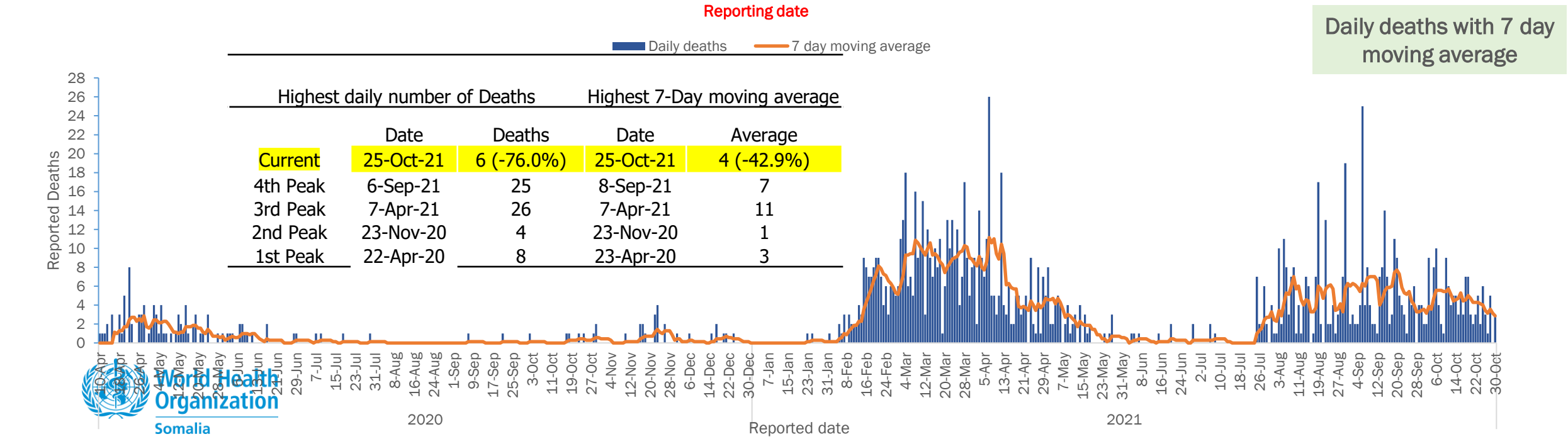
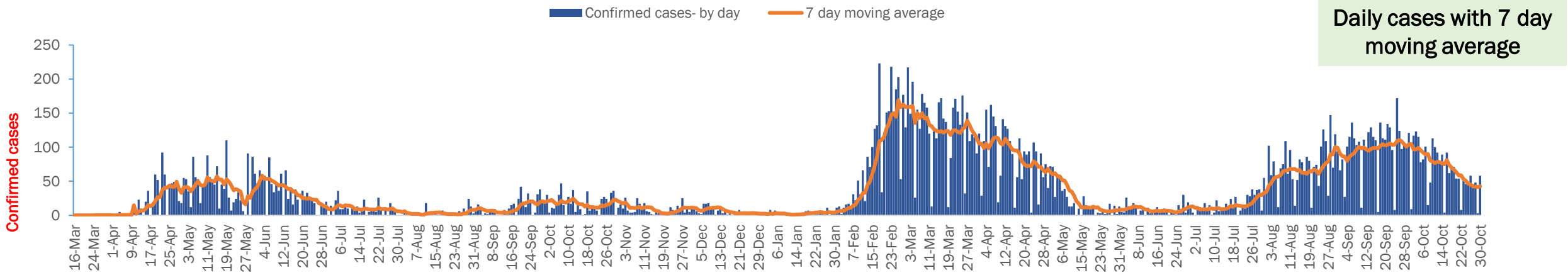
- Cumulative cases: 22,667 cases
- Cumulative deaths: 1258 (CFR: 5.55%)
- 19% reduction in the number of new cases in the past 2 weeks
- 33% reduction in the number of deaths in the past 2 weeks
- 17% reduction in the positivity rate over the past two weeks
- Highest # of daily cases of 763 recorded in week 37
- Highest # deaths -49 recorded in week 36

Month and week number	June					July					Aug					Sep					Oct				
	W 22	W 23	W 24	W 25	W 26	W 27	W 28	W 29	W 30	W 31	W 32	W 33	W 34	W 35	W 36	W 37	W 38	W 39	W 40	W 41	W 42	W 43			
Cases (% of change)	75	59	46	38	77	65	98	97	233	412	460	469	629	559	697	713	763	677	562	568	371	298			
Death (% of change)	4	1	1	2	2	3	0	0	23	36	32	33	29	40	49	42	38	22	38	37	30	20			
Positivity rate (%)	1.5%	1.4%	1.0%	0.8%	1.6%	1.3%	1.7%	1.8%	3.4%	5.3%	6.1%	6.2%	5.4%	6.6%	8.7%	9.4%	10.1%	8.8%	7.8%	8.1%	5.6%	4.6%			
CFR (%)	5.8%	1.7%	2.2%	5.3%	2.6%	4.6%	0.0%	0.0%	9.9%	8.7%	7.0%	7.0%	4.6%	7.2%	7.0%	5.9%	5.0%	3.2%	6.8%	6.5%	8.1%	6.7%			
Tests/case	65	73	103	128	63	79	57	56	29	19	16	16	19	15	11	11	10	11	13	12	18	22			

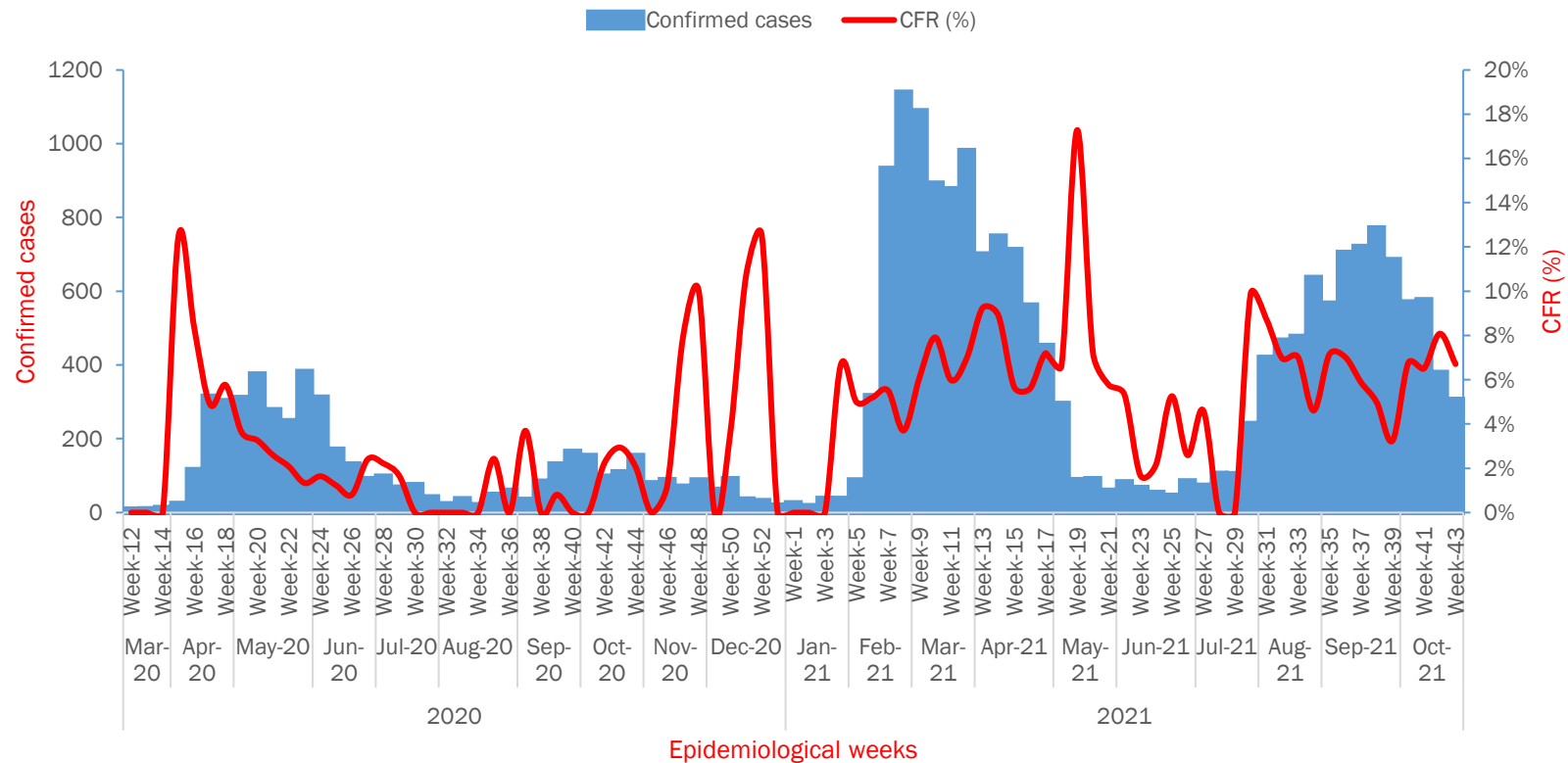


# Transmission- daily cases and deaths

## 16 March 2020 – 30 October 2021



# Transmission: weekly trends of confirmed cases and CFR (%) (16 March 2020 – 30 October 2021)



Epi parameters	Number
New cases by infection date	0 (0 – 20)
Weekly deaths	20
Positivity rate	4.6%
Reproduction number (Rt)	0.45 (0.091 – 0.91)
Rate of growth (mean)	-0.17 (-0.31 – -0.026)
Doubling/halving time (days)	-4.1 (-27 – -2.2)

% of change in incident of cases (wk)	<b>-19.7%</b>
% of change in incident of deaths (wk)	<b>-33.3%</b>

# Risk assessment and projection : 30 October 2021

- Risk assessment for COVID-19: Risk of COVID-19 infection in Somalia is still high due to a number of factors
- No variant of concern (VoC) yet detected
  - Predominantly circulating variants: B.1.351 (Beta V2)
- The trend of reported cases, hospitalizations, deaths and positivity rate in Somalia shows a **"decreasing trend"** over the past 4-5 weeks in most of the states
- The reproduction number is consistently  $< 1$  and the mean epidemic growth rate is -17% meaning that the epidemic is unlikely to grow exponentially in the coming weeks
- However, Likely impact of elections and public gatherings can not be ascertained. (In the absence of high vaccination coverage, virus may rebound)



**COVAX**

WHO

# COVID-19: vaccine Summary

## Global COVID 19 vaccination update

Vaccines doses administrated	<b>7,027,377,238</b>
Partially Vaccinated	<b>3,902,361,889</b>
Fully Vaccinated	<b>2,994,198,155</b>

## Current Status of Persons vaccinated in Somalia

<b>Vaccines doses administrated</b>	<b>693,683</b>
<b>Partially Vaccinated</b>	<b>371,384</b>
<b>Fully Vaccinated</b>	<b>322,299</b>

**Partially vaccinated :** Number of People who have only received their first dose of the AstraZeneca and Sinopharm vaccine .

**Fully vaccinated:** Number of People who have received 2nd doses of AstraZeneca and Sinopharm and 1 dose of Johnson and Johnson vaccine.

# COVID 19 vaccine rollout in Somalia

State	1st batch AZ	2nd batch AZ	3 <sup>rd</sup> Batch AZ	Jansen Allocation	Sinopharm	Tota vaccinde Doses	#Partially Vaccinated	# Fully Vaccinated	Total administered doses	% Partially vaccinated	% fully vaccinated	Doses administered / 100 population
Banadir	76,360	34,600	61,200	102,400	120000	394,560	119,939	143,718	263,657	5.7	6.8	12.6
Galmudug	17,770	10,000		10,000	20,000	57,770	20,483	14,581	35,064	2.3	1.6	3.9
Jubaland	19,770	10,000		30000		59770	17,747	35,496	53,243	1.0	2.1	3.1
SWS	24,600	10,000		20,000	10,000	64,600	21,969	18,993	40,962	0.7	0.6	1.4
Hirshabele	26,000	10,000		30,000		66,000	21,912	12,019	33,931	1.7	0.9	2.6
Puntland	33,500		30,000	30,000	50,000	143,500	38,281	44,263	82,544	1.5	1.8	3.3
Somaliland	95,000	30,000	60,000	80,000		265,000	124,657	49,729	174,386	3.0	1.2	4.3
AMISOM	7,000	3400				10,400	6,396	3,500	9,896			
<b>Total</b>	<b>300,000</b>	<b>108,000</b>	<b>151200</b>	<b>302,400</b>	<b>200,000</b>	<b>1,061,600</b>	<b>371,384</b>	<b>322,299</b>		<b>2.4</b>	<b>2.1</b>	<b>4.4</b>





# MED Caseload

UNSOS MED

# UN in Somalia COVID-19 Caseload

Cases / Entities	UN STAFF					AMISOM					NS	THIRD PARTIES	TOTAL
	UNSOS	UNSOM	AFPs	UNGU	UKST	Civilians	MSO	IPO	Troops	FPU			
Cumulative confirmed cases	63	30	42	84	5	18	41	87	319	205	36	385	1315
Active cases	0	0	0	0	0	0	0	0	0	0	0	0	0
Recovered cases	63	30 (+1)	42	84	5	18	41	87	313 (+7)	205	35	383	1306 (+8)
Death	0	0	0	0	0	0	0	0	6	0	1	2	9

## COVID-19 Case Load (PARs + National Staff)

*NS = National Staff*

*IPO = Individual Police Officers*

*AFPs = Agencies, Funds and Programs*

*UNGU = UN Guard Unit*

*MSO = Mission Staff Officers*

*FPU = Formed Police Unit*

*UKST = UK UN Support Team*

# Mogadishu (AAIA)

ICU = Intensive Care Unit JMTC = Joint Mission Training Center

Last Updated: 07 November 2021

Category(1)	LOCATION	New ADMISSIONS (+)	DISCHARGED (-)	Current TOTAL	Remarks
Returned Travelers in Quarantine	Phase 5	0	0	0	
	Own Accommodation				UNSOS-1, UTAIR-1, AMI-1, IOM-1
	JMTC (Transit Camp)	1	1	4	
	<b>TOTAL</b>	<b>0</b>	<b>0</b>	<b>61</b>	UPDF-61
Contacts in Quarantine	Phase 5	0	0	0	
	Own Accommodation	0	0	0	
	JMTC	0	0	0	
	<b>TOTAL</b>	<b>0</b>	<b>0</b>	<b>0</b>	
Patients in Isolation	Phase 5	0	0	0	
	Own Accommodation	0	0	0	
	UPDF Lev. 2	0	0	0	
	JMTC	0	0	0	
	<b>TOTAL</b>	<b>0</b>	<b>0</b>	<b>0</b>	
Patients in ICU	Mission ICU Facility	0	0	0	





# Med Cluster



# **LOGISTICS/PLANNING CLUSTER**



# COMMUNICATION CLUSTER



# HR CLUSTER



# UN Personnel in Somalia



Entity	Baidoa	Beletweyne	Berbera	Bossaso	Doolow	Galkayo	Garowe	Hargeisa	Jowhar	Kismayo	Mogadishu	Total
AMISOM Consultant											3	3
UNST											11	11
UN Security	2	1		1		1	2	3	1	2	33	46
UNSOM	7	4					10	4	2	6	69	102
UNSOS	8	5					1		7	6	121	148
AFP/Other	3	1	2	9	8	6	11	39	1	3	169	252
UNGU											565	565
<b>Total</b>	<b>20</b>	<b>11</b>	<b>2</b>	<b>10</b>	<b>8</b>	<b>7</b>	<b>24</b>	<b>46</b>	<b>11</b>	<b>17</b>	<b>971</b>	<b>1127</b>

Entity	No. Present
CTG	63
Trigyn	75
Service Contractors	2176
<b>Total</b>	<b>2314</b>

UN Personnel in Somalia

# 548

# Current and projected staff (projected presence to 15 Nov)

Last Updated: 8 Nov @ 1400

Entity	Current Presence	Ceiling	Planned Inbound	Planned Outbound	Projected Presence	Difference Projected Presence & Ceiling
FAO	15	15	14	13	16	1
ICAO						
IFAD						
ILO		6	2	2	0	-6
IOM	16	26	17	11	22	-4
RCO	6	4	2	3	5	1
UN HABITAT		2				-2
UN Security	46	57	18	16	48	-9
UNAIDS						
UNCDF		2	2		2	0
UNDP	24	20	12	5	31	11
UNESCO						
UNFPA	13	5	2	8	7	2
UNHCR	27	36	27	12	42	6
UNICEF	38	44	25	10	53	9
UNIDO		2	1		1	-1
UNMAS	17	19	7	3	21	2
UNOCHA	6	11	11		17	6
UNODC	13	10	1	1	13	3
UNOPS	2	8	5	2	5	-3
UNSOM	102	86	37	20	119	33
UNSOS	148	165	79	42	185	20
UNWOMEN		1	1		1	0
WFP	49	50	31	34	46	-4
WHO	26	38	17	3	40	2
WORLD BANK						
<b>Total</b>	<b>548</b>	<b>607</b>	<b>311</b>	<b>185</b>	<b>674</b>	<b>67</b>

The projections are dependent on input from focal points. If the steps below are not completed, the data will not be accurate.

- Presence/absence status updated accordingly.
- Accurate travel date.
- Travel status is removed or updated once travel takes place.
- All required fields are updated.

+1 Cap authorised

+7 Cap authorised

+3-4 Cap authorised

+6 Cap authorised

+4 Cap authorised

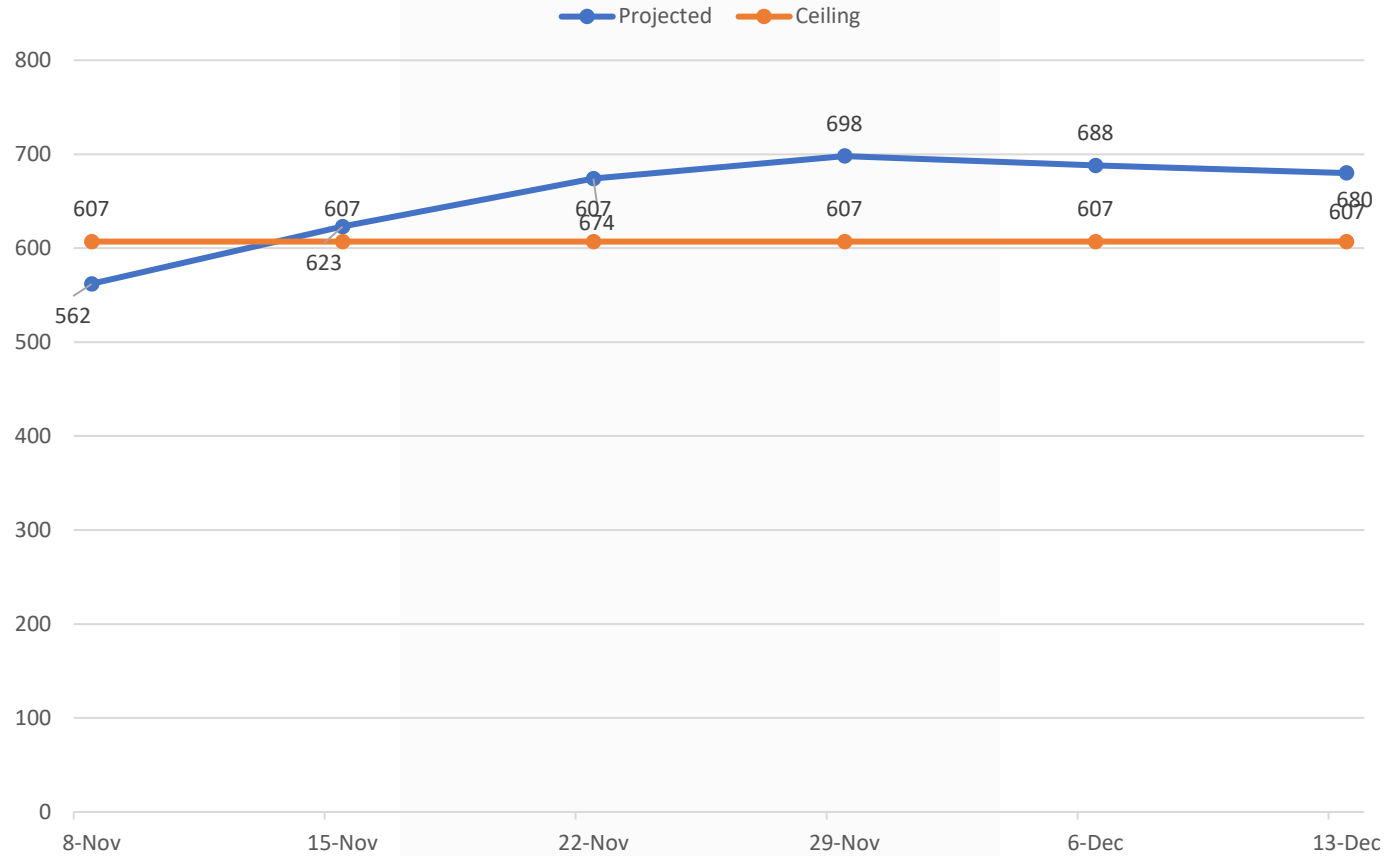
+10 Cap authorised

+15 Cap authorised

+10 Cap authorised

UNSOM (Includes RCO UNSOM posts)  
RCO (Includes UNEP)

# Projected Presence



	08-Nov	15-Nov	22-Nov	29-Nov	06-Dec	13-Dec
<b>Projected</b>	562	623	674	698	688	680
<b>Ceiling</b>	607	607	607	607	607	607



# **CRISIS COORDINATOR**

# Crisis Co-Ordinator Updates

- Vaccine Survey – UNSOS Med to brief.
- Vaccine delivery and Booster program – UNHQ Instruction- UNSOS Med to brief
- NWOW – International Staff Footprint. See slides.



# NWOW for International Staff

## NWOW (JOC-IIH to brief)

- UNSOS/UNSOM/AFP footprint tentatively captured as per the figures submitted in the 2020 footprint review exercise (See slide)

# Current Footprint Estimate as at 08 Nov 21

Entity	Code Cable 29 Apr 2020 Figures extract - <u>Posts remaining in Mogadishu</u> agreed under Code Cable	Int'l staff <u>Mogadishu Only</u> (Estimate as at Nov 2021).
FAO	14	20
ILO	4	DUE
IOM	38	24
UN Habitat	2	DUE
UNDP	45	39
UN Women	2	1
UNFPA	8	DUE
UNHCR	28	36
WFP	24	20
UNICEF	54	58
UNOPS	13	5
WHO	12	26
OCHA	13	14
UNMAS	32	45
UNCDF		1
UNIDO	1	3
UNODC	3	6
ICAO		
IO/RCO	6	DUE
UNAIDS		
DSS	76	DUE
UNSOS	221	206
UNSOM	112	98



## For endorsement:

- NIL





**AOB**