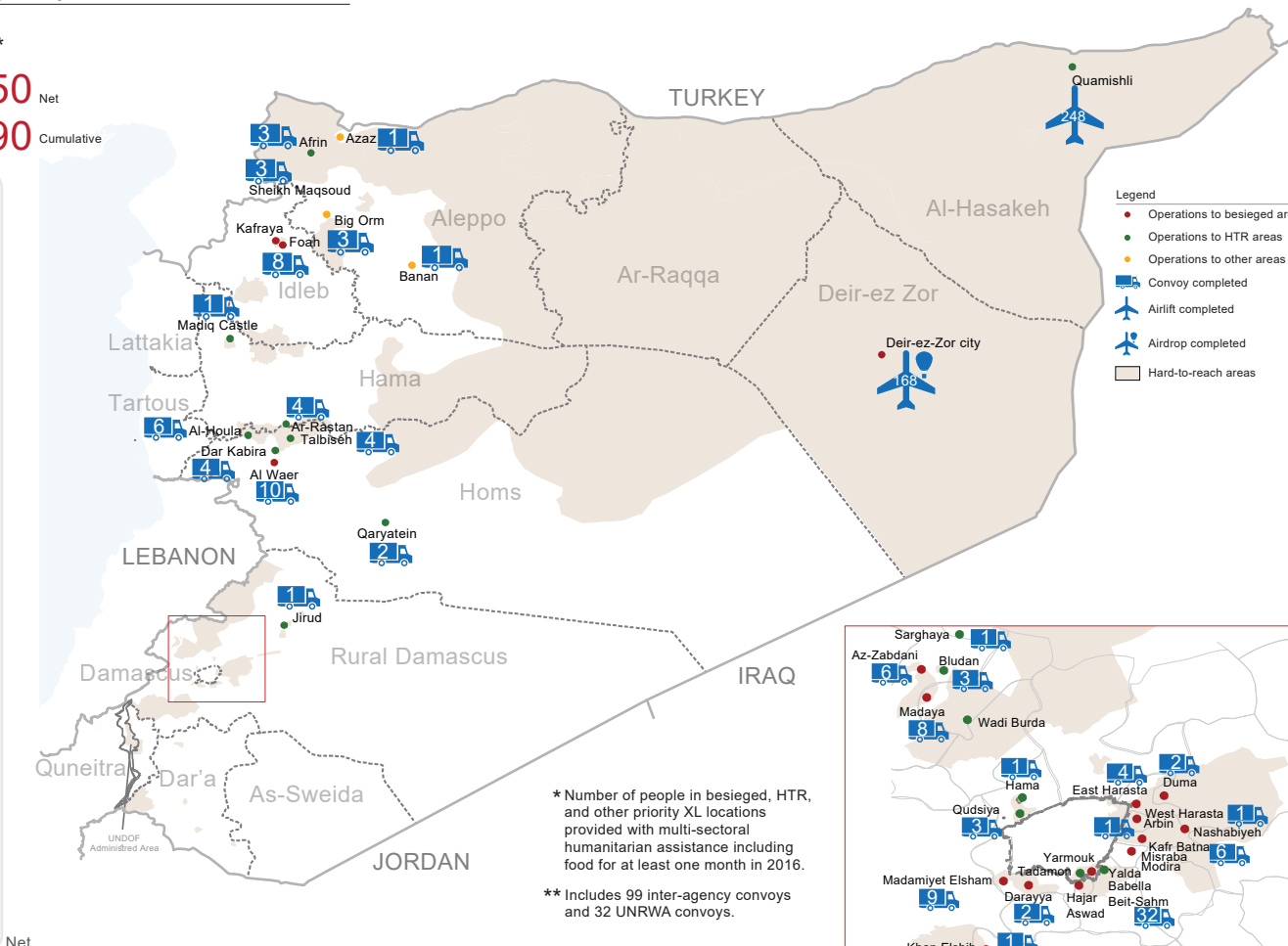


### Inter-agency operations delivered

People reached\*

**1,293,750** Net  
**3,340,190** Cumulative

- HTR AREAS**  
**817,100**
- BESIEGED**  
**419,650**
- XL PRIORITY CROSS-LINE**  
**57,000**
- CONVOYS\*\***  
**131**
- AIRLIFTS**  
**248**
- AIRDROPS**  
**168**



\* Number of people in besieged, HTR, and other priority XL locations provided with multi-sectoral humanitarian assistance including food for at least one month in 2016.

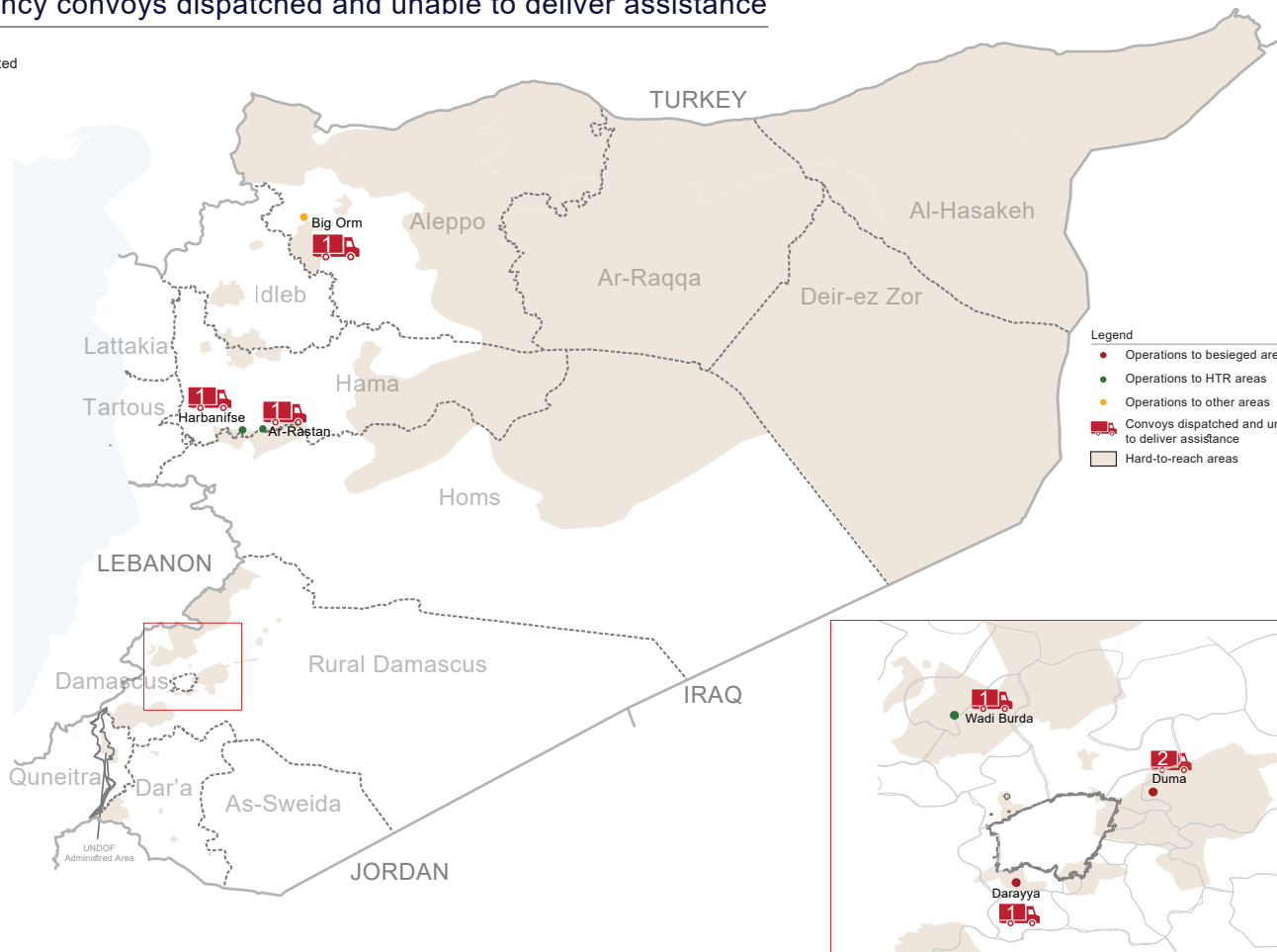
\*\* Includes 99 inter-agency convoys and 32 UNRWA convoys.

### Inter-agency convoys dispatched and unable to deliver assistance

People in need affected

**307,500**

- HTR AREAS**  
**155,500**
- BESIEGED**  
**74,000**
- XL PRIORITY CROSS-LINE**  
**78,000**
- CONVOYS**  
**7**

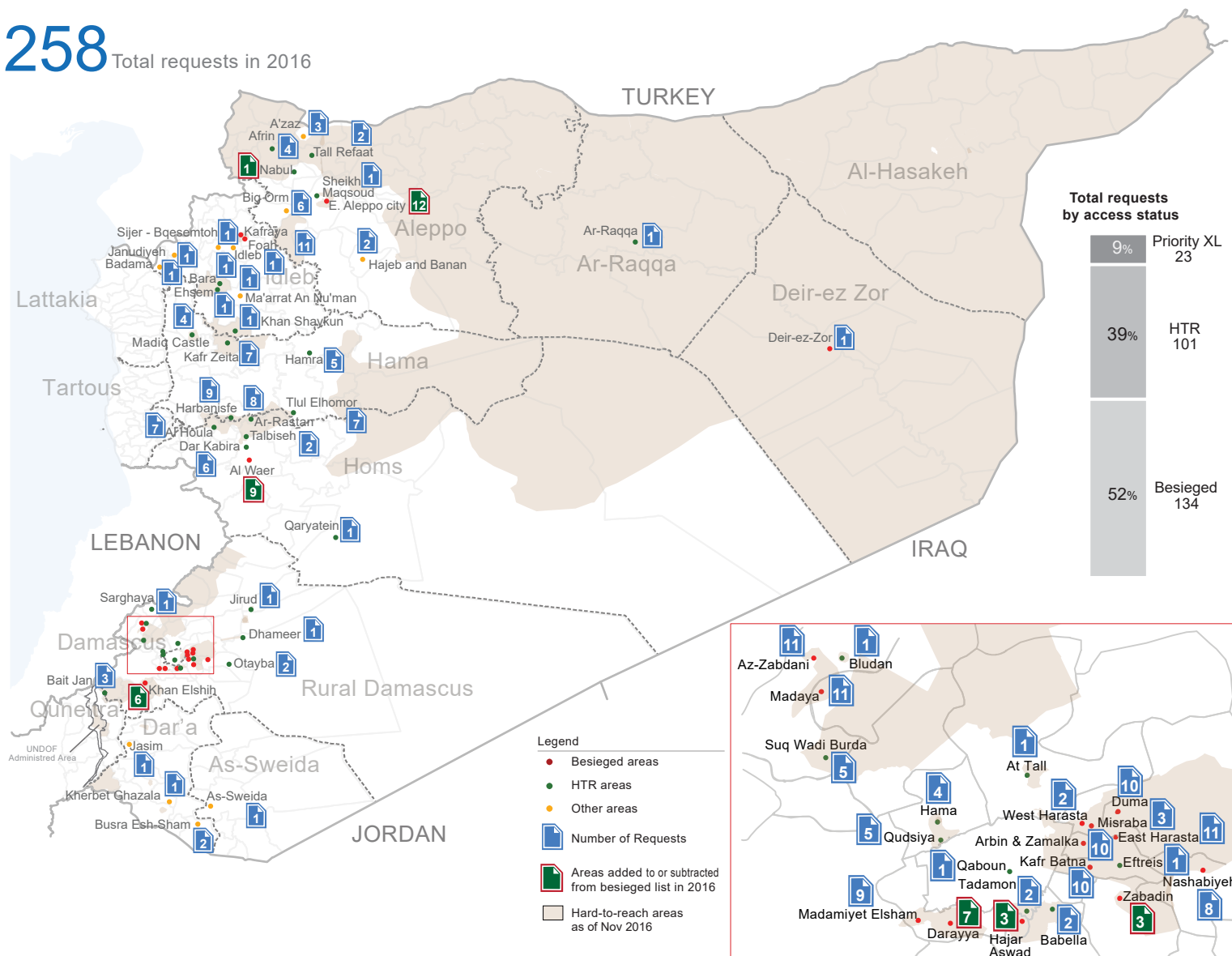




A total of 258 requests to deliver life-saving assistance with inter-agency convoys were submitted in 2016 to reach 60 different locations, In 2015, by comparison, the UN submitted 153 requests to reach 56 locations.

# 258

Total requests in 2016

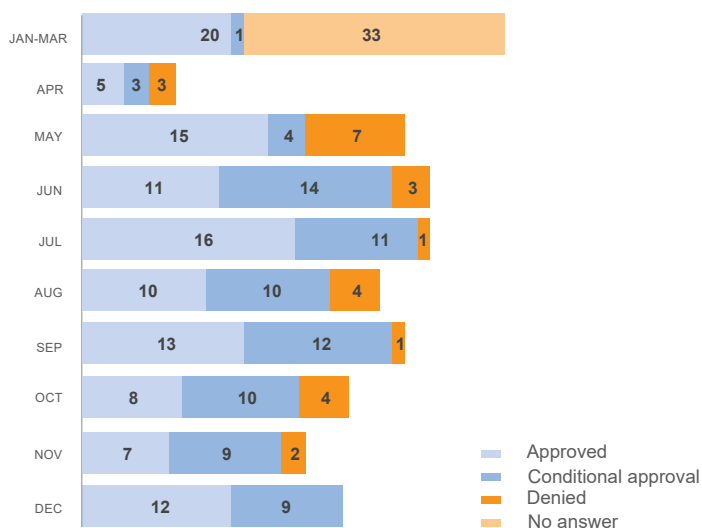


## Inter-agency convoy plan requests

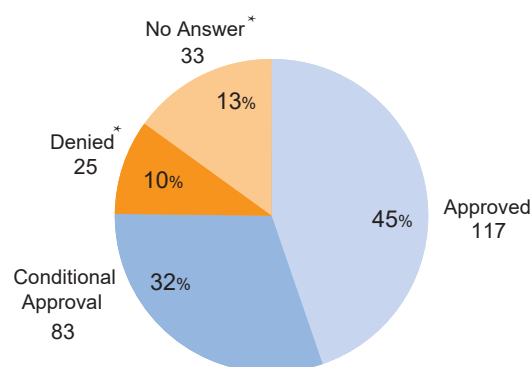


In 2016, 117 of the 258 inter-agency convoy requests (45.3 per cent) were fully approved, compared to 24 of the 153 (15.5 per cent) requests in 2015. Furthermore, 33 requests (12.6 per cent) went unanswered in 2016 compared to 128 (83.6 per cent) in 2015, largely due to the adoption of the monthly plan system in April 2016.

Requests in 2016 were submitted under two systems: in the first quarter, from January-March, a quarterly plan and ad hoc requests were submitted to deliver convoys with humanitarian assistance to people in need. Since April, inter-agency convoy plans were developed with partners on a monthly basis, agreed with the government according to a two-step review process.



## Responses to inter-agency convoy requests

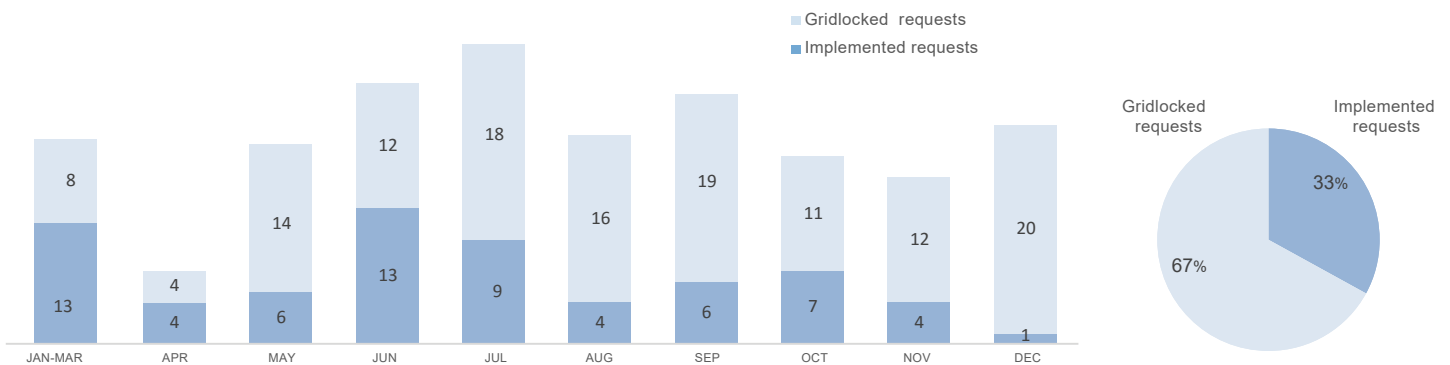


\*In the report of the Secretary-General these categories are consolidated under "denied/no answer"

## Requests status (monthly)



A lack of predictable access prevented the implementation of two-thirds of the approved requests due to administrative, security and operational constraints. During the second half of 2016, inter-agency convoys were only allowed to proceed during the last 10 working days of the month.



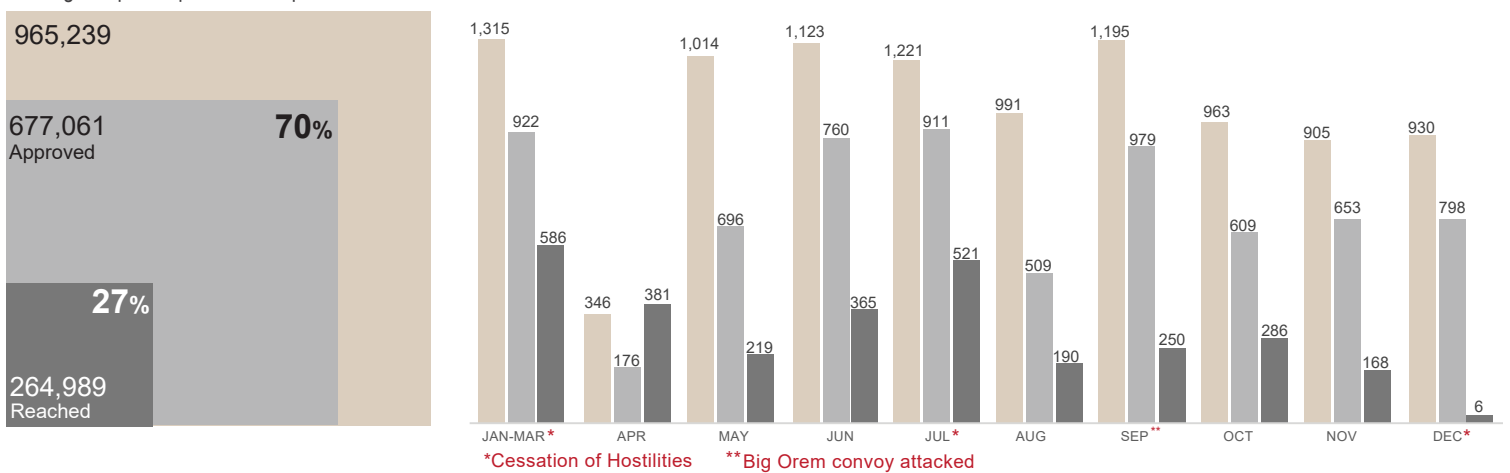
## Number of people targeted, approved, reached through inter-agency convoys (in thousands)



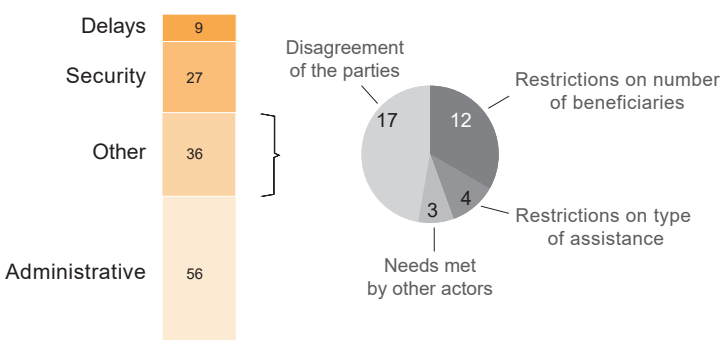
Beginning in May, on a monthly basis the UN requested access to a larger population than requested in the January quarterly plan. The percentage of the requested beneficiaries approved also increased from May onwards, with some variation month to month, in part due to the successive Cessation of Hostilities announcements since late February.

Since the beginning of 2016, the UN and partners have successfully delivered multi-sectoral assistance through inter-agency operations to over 1.2 million people (net) in need in besieged, hard-to-reach and other priority cross-line locations, compared to 487,665 (net) in 2015. The total population reached in 2016, however, varied widely month-to-month due to continued access constraints, including insecurity, requirements for downstream approvals and administrative procedures, even in months when the largest portion of the plan was approved. On average, in April-December 2016, only 27 per cent of the requested beneficiaries were reached.

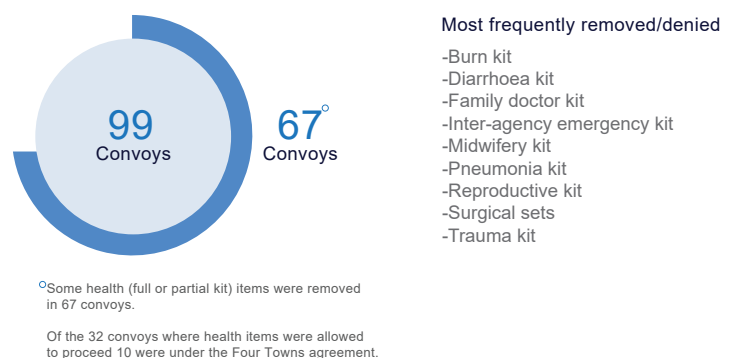
Average requests per month Apr-Dec 2016



## Gridlocked convoys



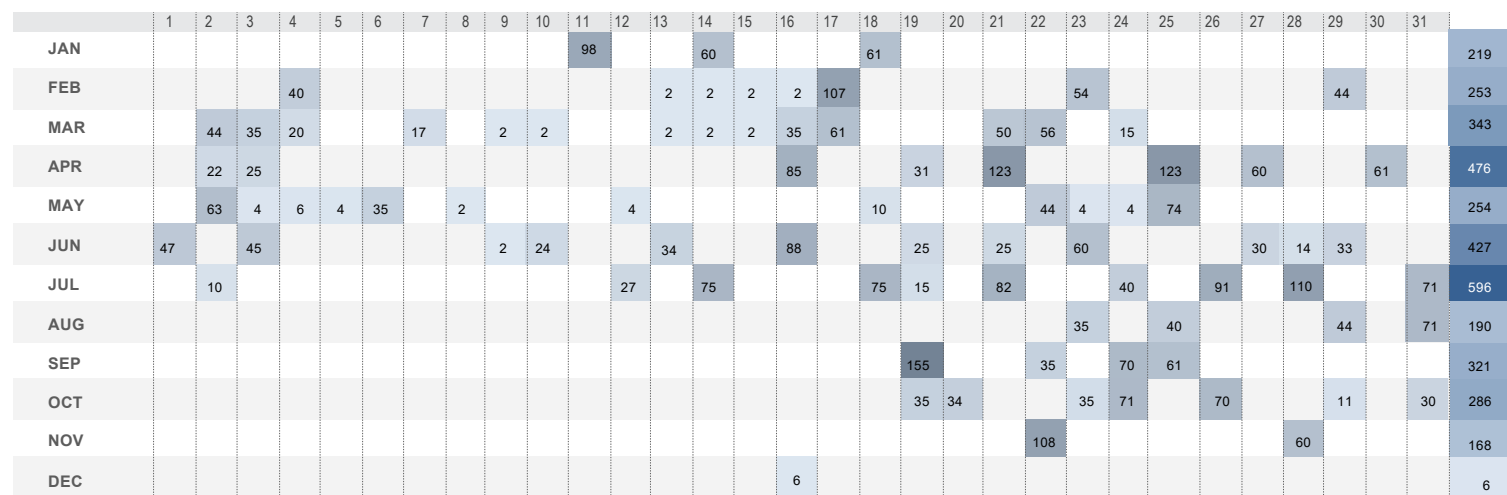
## Removed health items





Every month, cross-line inter-agency operations, and until May dozens of UNRWA convoys, reached thousands of people in need in besieged and hard-to-reach locations in 2016. Access constraints, particularly insecurity and administrative requirements prevented the full implementation of inter-agency convoy plans. During the second half of the year, no inter-agency convoys took place before the 19th mostly due to administrative delays. Nonetheless, during these shortened operational windows, the UN and partners had the capacity to reach tens of thousands of people in need in simultaneous operations around Syria.

### People reached per day\* (cumulative in thousands)



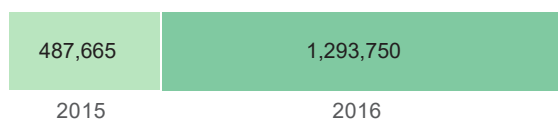
\*During this month areas were reached by more than one convoy on different dates with complementary assistance



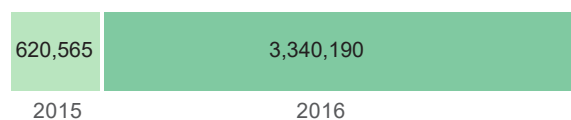
In April-December 2016, WFP completed 168 airdrops of multi-sectoral humanitarian assistance to Deir-ez-Zor to reach 110,000 people, delivering sufficient assistance for almost four full rounds of food distributions. This constitutes 8.5 per cent of the total net beneficiaries reached by all types of inter-agency operations during 2016. At peak operational capacity, two airdrops were completed each day. High-altitude airdrops, however, remain a temporary measure of last resort to deliver humanitarian assistance due to their complexity and high cost. Since 9 July 2016, the Logistics Cluster completed 248 flights to Qamishli to airlift humanitarian assistance, on behalf of nine partners, to people in need in Al-Hassakeh. Non-food materials comprised almost 45 per cent of the total volume airlifted to Qamishli. WFP prioritized food deliveries for 175,000 people.

### Net & cumulative reach 2015 - 2016

Net<sup>1</sup> reach



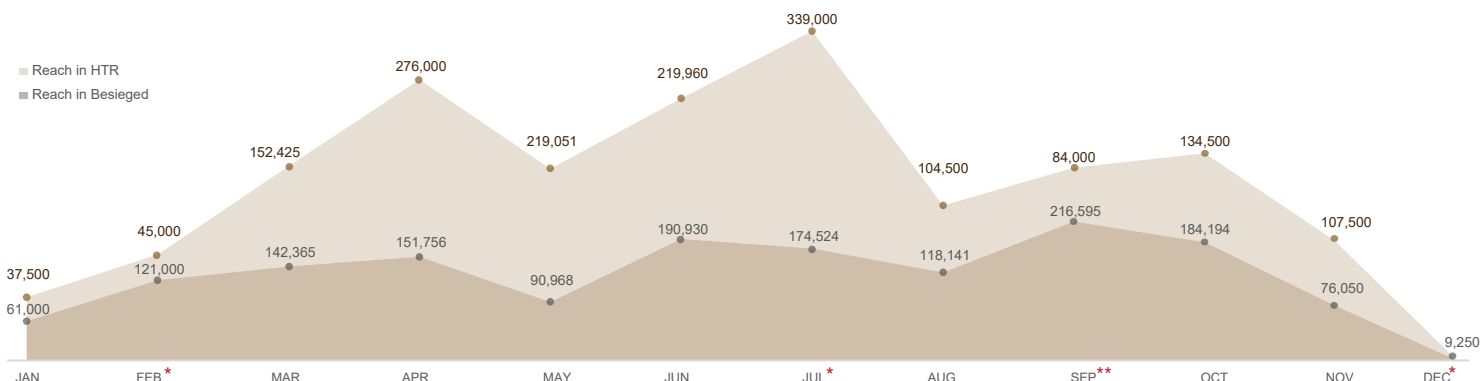
Cumulative<sup>2</sup> reach



<sup>1</sup>Net reach: number of people reached, one or more times, with humanitarian assistance, including food for at least one month

<sup>2</sup>Cumulative: quantity of humanitarian assistance delivered to an area, as measured by the number of beneficiaries, during 2016

### Reach to besieged & hard-to-reach areas (Inter-agency convoys, UNRWA convoys and air operations)



\*Cessation of Hostilities

\*\*Big Orem convoy attacked