

Humanitarian Donor Infographic, 2014 - 2015



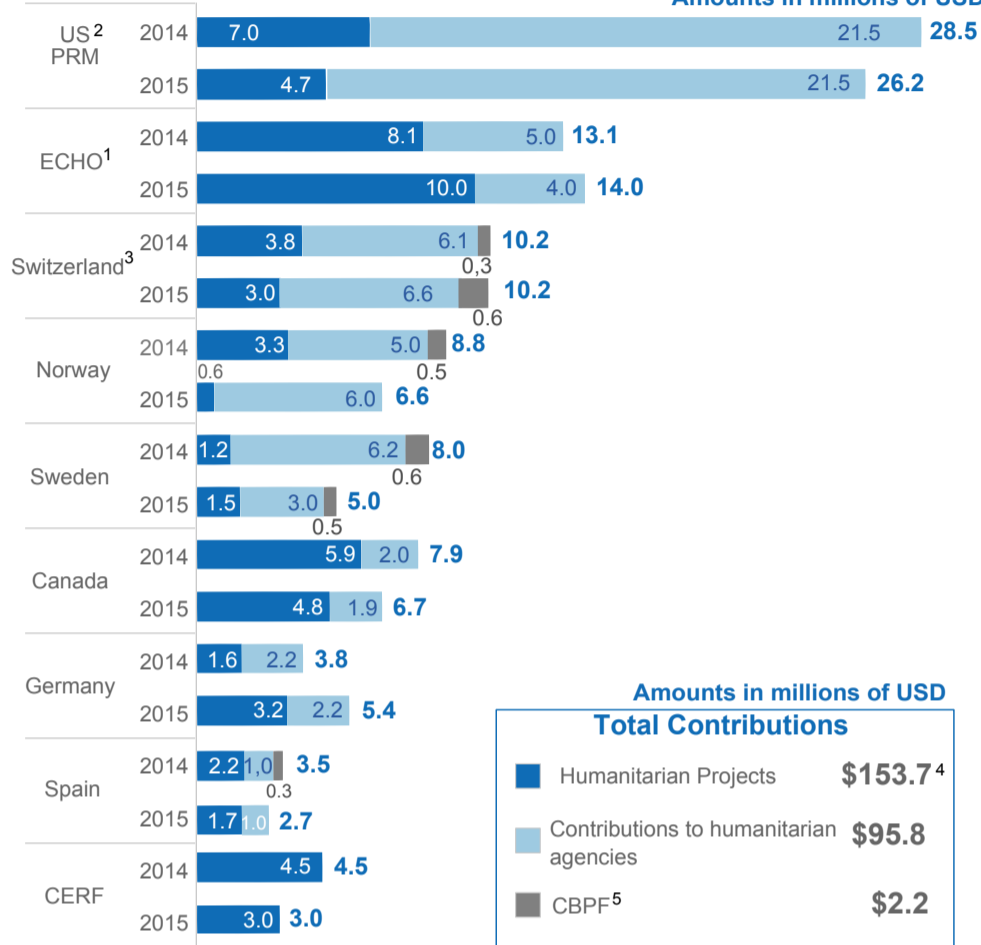
Overview:

The Humanitarian Donor Group in Colombia was officially formed in January 2014, and includes the participation of OCHA, ECHO¹, PRM, and the Embassies of Canada, Switzerland, Sweden, Norway, Spain and Germany. The main objectives of the Humanitarian Donor Group are:

1. To contribute to strategic decision-making on humanitarian funding.
2. To position and raise awareness on humanitarian issues and Colombia's humanitarian situation.
3. To increase coherence and articulation between actors in the field financed by donors.
4. To promote the due implementation of the Humanitarian Country Team's strategy and strengthen the humanitarian architecture.

Contributions by donor 2014-2015

Amounts in millions of USD




Amounts in millions of USD

Total Contributions

Humanitarian Projects	\$153.7 ⁴
Contributions to humanitarian agencies	\$95.8
CBPF ⁵	\$2.2

Beneficiaries of Humanitarian Action

2014



USD\$81.50
Per beneficiary

2015



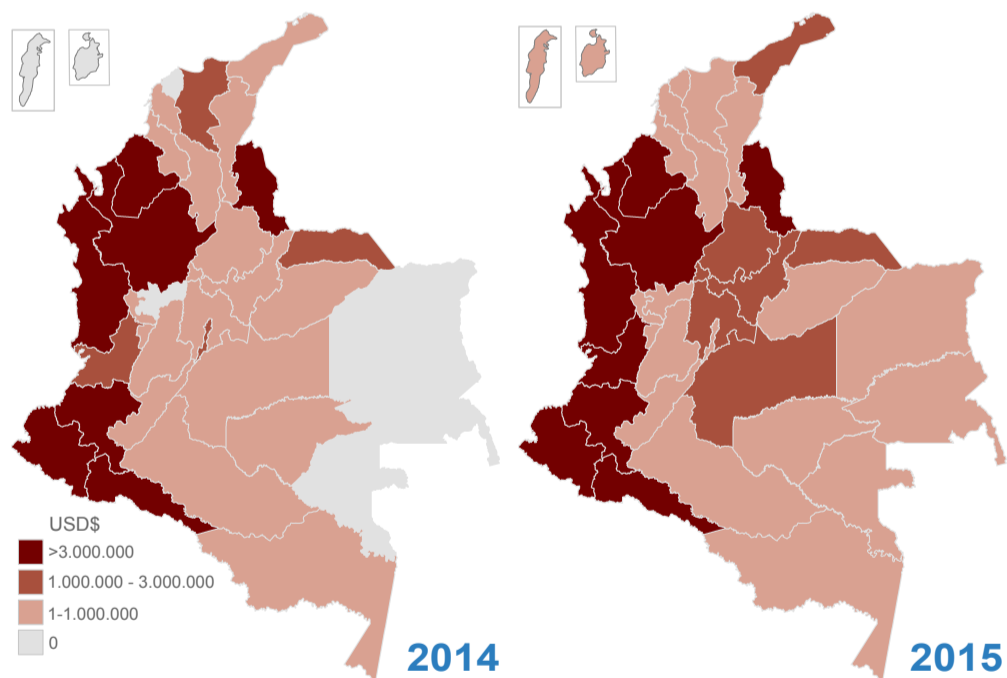
USD\$97.40
Per beneficiary

Contributions to Humanitarian Agencies, 2014-2015⁶

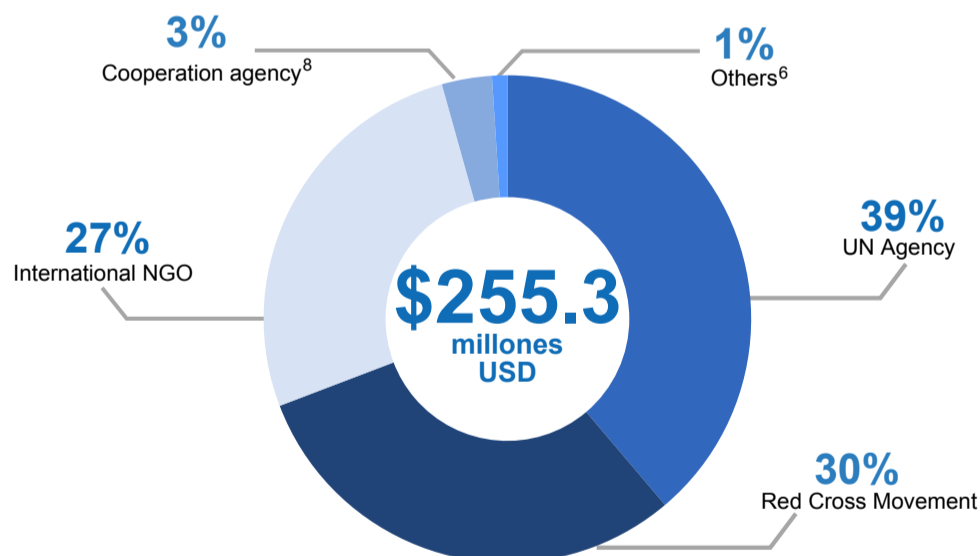
Amounts in millions of USD

Donor	US ² PRM	Switzer-land	Sweden	Norway	Germany	Canada	Spain	ECHO	Total
UNHCR	27.0	1.6	0.6	0.8	0	0	0.9	1.4	32.3
ICRC	16.0	8.0	6.3	4.3	4.5	2.3	1,1	6.6	49.1
WFP	0	2.7	0	0	0	1.5	0	0	4.2
NRC ⁷	0	0	1.3	5.9	0	0	0	0	7.1
OCHA	0	0.9	1.1	0	0	0.2	0	0.8	3.1
Total	43.0	13.2	9.3	11.0	4.5	4.0	2.0	8.8	95.8

Contributions by donor to humanitarian projects:



Types of executing organizations 2014-2015



Amounts implemented by project according to the 4W system

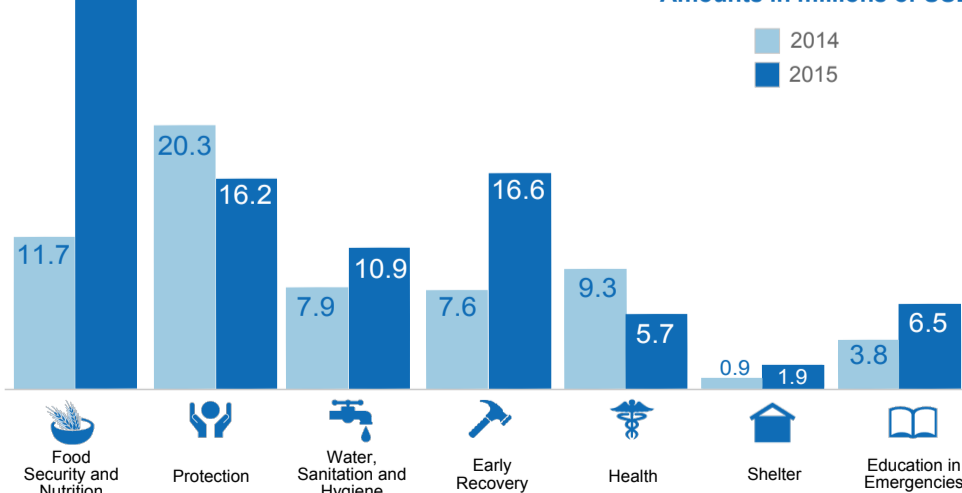
Amounts in millions of USD

Total amounts in implementation



Financing by sector 2014-2015

Amounts in millions of USD



The border and names utilized in this map do not imply acceptance by the United Nations. Creation date: 7 January 2016

Sources: Sources: 4W – consultation date 22 October 2015. Information provided by humanitarian donors. 1. European Commission Humanitarian Aid Office (ECHO), PRM the same, 2. Data on UNHCR and ICRC provided by PRM include the situation of Colombians which may include projects in Ecuador, Venezuela, Costa Rica and Panama. Total PRM financing in 2014 was 6.7m. The graphic reflect financing implemented between January and December of the year ongoing. 3. The information provided by the SAP information system of COSUDE, 4. The total figure for financing for humanitarian projects corresponds to total amounts from the Humanitarian Donor Group and other financing sources. 5. CBPF: Country-based Pooled Funds. 6. Others: Church, Government, Department, Private Sector, National NGOs. 7. Contributions to Humanitarian Agencies for their activities in 2014 and 2015. The total of contributions by agency does not represent the total contribution of humanitarian agencies. 8. Corresponds to Cooperation Agencies, Donors and Embassies.