

ERM Household Assessment Report

Assessment Report- PUI013: 70 Displaced Households in Kunar province

1. General Information:

Assessment Location: (Province/District/Village)	Kunar province: Asadabad, Chawkay, Dara e peaj, Khas kunar, Marawar, Narang, Sarkani, Shigal, Watapur districts		
Type of Crises: (Conflict/Natural Disaster/Other)	Conflict		
Crisis Location: (Province/District/Village)	Province: Kunar, Laghman, Kunduz and Nuristan District: Chawkay, Dara e peaj, Shultan, Nari, Ghazi abad, Watapur, Alishang, Kamdish		
Assessment Team: (Name of I/NGO in the Assessment Team)	Joint assessment (PUI, IMC, APA, DACAAR and DoRR)		
Crises Date: (Date of Displacement-Estimated)	Sep, Oct, Nov 2018		
Date of Notification:	11 th of December 2018		
Date of Assessment: (starting date/ending date)	16 th – 24 th of December 2018		
Total households assessed/families	402 Families		
Total household identified for assistance (Eligible)	70 HH (84 families)		
Total individual of eligible HHs	497 Individuals		
TYPES OF ASSISTANCE PROPOSED			
Affected Population: (Total Caseload: IDP/CAT A/CAT B/Other)	HHs:	Families:	Inds.
	70	84	497
Multipurpose Cash (Full Amount)	0	0	0
Multipurpose Cash (Top Up)	70	84	497
NFI Kit	0	0	0
Emergency Shelter	0	0	0
Protection Referral	0	0	0
Individual Protection Assistance	0	0	0
TOT. UNIQUE BENEFICIARIES	70	84	497
Data Collection Method	Electronic	Hardcopy	
	√		

2. Assessment Finding and Recommendation in brief:

Be very concise and provide # of affected people, information about damages, priority needs, and recommended assistance (Who, When, How should be assisted, by which Organization).

The situation in Kunar province remains highly unstable between Foreign and Afghan Armed Opposition Groups (AOGs). On the 11th of December 2018, a petition of 480 families of Asmar, Chapadara, Dara e peaj, Ghazi abad, Chawkay, Shultan, Nari, Sarkani, Laghman, Kunduz districts was shared to UN-OCHA and PUI was asked to conduct an assessment and provide a response to the needy and eligible households. All the families were displaced due to intimidation and conflict between different Opposition Groups (AOGs) in different part of kunar province.

As PUI was leading agency for all the assessment and response, then PUI coordinated with joint teams for the assessment and composition of the assessment team to assess the displaced families according to the plan.

On the 16th of December, a joint door to door assessment, in collaboration with DoRR, IMC, APA and DACAAR led to the identification of 70 eligible households (497 individuals) out of 403 assessed households.

Information on the areas of displacement is detailed in the table below:

District	Village	Households	Individuals
Asadabad	Gurgam	11	83
	Karamar	6	38
	Kerhala	4	29
	Mano	3	18
	Nawabad	2	20
	Sagi	8	56
	Tabakoot	1	7
	Tesha	1	7
	Yargul	2	15
	Andersir	4	19
	Damklay	3	25
Watapur	Khonano	3	26
	Ghondi	2	12
	Khawarghara	1	3
	Peroni	3	26
Chawki	Chawki Kalay	1	4
	Chenaray	1	5
Dara-e-Pech	Lalam Kas	2	16
Khas Kunar	Zargran	2	18
Marawara	Dabona	1	10
Sarkani	Pashad	1	5
Shigal	Helalzo	1	11
	Kanasir	2	16
Narang	Lamatak	3	14
	Khairabad	2	14
G. Total		70	497

The above locations are currently safe and totally controlled by government forces.

The Joint assessment team (PUI, IMC, DACAAR, APA and DoRR) recommends an emergency assistance for all eligible HHs for their basic needs.

- IMC will cover NFIs in kind assistance for all the Households,
- PUI will therefore deduct the corresponding amount of 4,000 AFN from the SMEB according to ERM8 Common Rationale and will provide the balance (24,000 AFN) as MPCA. The MPCA will be provided in one installment to ensure the households are able to meet their other basic needs (Food, shelter rent, health, Transportation, fuel, etc).
- Wash gaps will be covered by DACAAR.
- PUI will also refer the Protection cases to other partner (WADAN) through the PSN network, when the families match the criteria according to ERM8 common rationale.

Assessment findings (Age and Gender base analysis):

Household compositions (total individuals: 497 individuals).

Total HH	# of family	# of individuals	New born		Children's (6-18)		Adults(19-59)		Elders(60+)	
			M	F	M	F	M	F	M	F
70	84	497	56	68	116	97	71	75	6	8

The average size for a HH in this caseload is 7.1 members.

3. Sectorial Issues:

A) Food Security, Nutrition and Livelihood: *(provide detailed information about the impact of food security and livelihood i.e. lost/damaged food stock, current food stock statues, income sources, damaged/destroyed crops and agricultural land, type of agricultural land, agricultural inputs availability, diet diversity, irrigation system, livestock etc. Also describe immediate food and nutritional need and provide recommendation about the short and long term food and nutrition assistance)*

Most of the families newly arrived in the area. Job opportunities are anyway scarce and 70% of the head of households are jobless, and 24% of head of households are unskilled daily labor and most of the displaced households (53%) don't have more than a week of food stock and (47%) don't have food stock. Therefore all of the accumulated debts, no access to good food, all these led to food insecurity.

According to the joint team findings:

- 37 HHs (53 %) reported that they have less than a week food stock.
- 33 HHs (47 %) reported that they don't have food stock

All households have accumulated debts and are then forced to adopt negative coping mechanisms. Also the database analysis shows that most of the displaced households use high coping strategy to adapt to the situation. They also have limited access to the good food (food groups and food items) to use daily.

Negative coping mechanisms and food insecurity are more likely to affect children and pregnant and lactating women.

All the households need food supplies to avoid being affected by malnutrition, especially among children.

Food consumption Score index: (FCSI)

food consumption score		
FC groups	score	HH
Poor	1-28	70
Borderline	28.1-42	0
Acceptable	> 42	0

Households Coping Strategy Index (rCSI)

Coping Strategy Index		
Level of coping	Score	HH
High level	>=11	69
Medium level	4-10	1
No coping	0-3	0

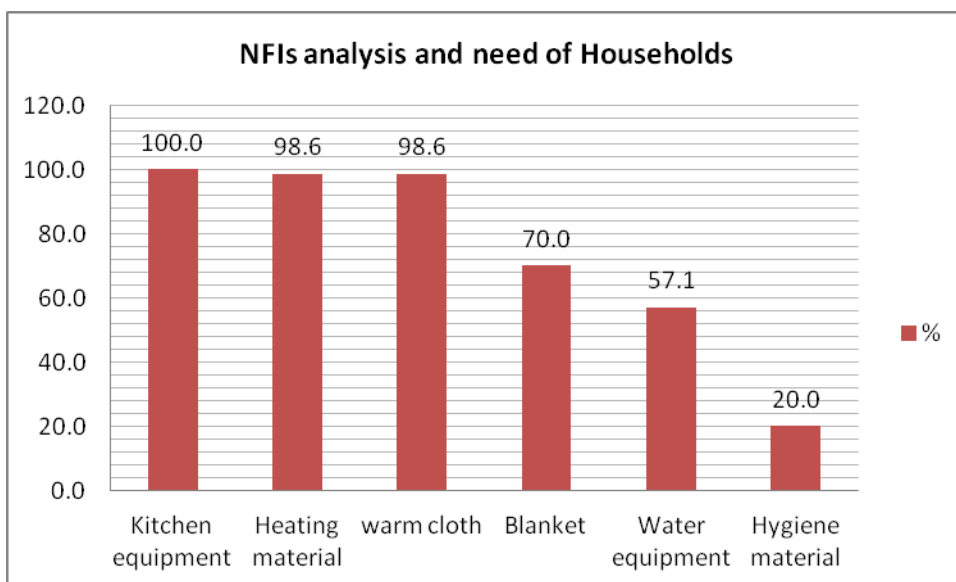
The Food Consumption Score show that all of the eligible households have poor food consumption and limited access to food groups and food items. Also all of the households are using high level coping strategy to struggling with the situation. All the households have negative coping strategy due to their debts, no regular income, lack of food stock and scarce job opportunity in the areas,

Recommendation:

Joint assessment team recommends MPCA for food for all the eligible HHs. PUI will distribute MPCA for each household for to cover their two months food according to the ERM8 Common Rationale.

B) NFI: *(provide detailed information about NFI items lost due to disasters/crises as well as what type of NFI is needed for how many families and when? NFI can include cooking items, kitchen items, hygiene items, bedding, clothing, fuel etc.)*

All displaced households at the time of assessment declared that they need NFIs, they do not have enough NFIs to cover their daily needs: most of them (70%) are jobless. All the IDPs HHs accumulated debts, their economic status are not good, they don't have regular income thus are unable to buy enough NFIs to address their basic needs.



Recommendation:

According to the assessment team findings, all the households needs NFIs, because the winter season is already started the weather is becoming cold and will more affect the children.

Joint assessment team recommends that for all the eligible families NFIs will provide by IMC as in-kind and then PUI will deduct the amount of NFI from the SMEB according to ERM8 common rationale.

IMC NFI Package and Items:

No	Item	Quantity	No	Item	Quantity	Remark
1	Bag	1	11	Basket plastic	1	
2	Knife	2	12	Solar light	2	
3	Spoon	1	13	Bucket	1	
4	Tarpaulin	1	14	Soap box	1	
5	Matches	1 Doz	15	Broom	1	
6	Dettol soap	6	16	Still plate	2	
7	Landry soap	6	17	Jerry can 10 Lit	1	
8	Blanket small size	6	18	Codex	16 Pc	
9	Still Glass	6	19	kettle	1	
10	Gas Balloon	1	20	Frying pan	1	

C) Shelter: *(please provide detailed information about the status of shelter condition i.e. type of normal shelters, # of shelters moderately damaged, severely damaged and completely destroyed by crises. How many people live in open space, sheltered with host families, etc what kind of shelter support/assistance is needed and for How many families). Are there land ownership issues?)*

In the caseload, all the households are living in the houses but most of the displaced households are living in Rented houses, the monthly average is (1222 AFN), local relatives and community.

According to the joint team visual verification, the condition of the houses was not good, some of them don't have window, they were covered by plastic to avoid from the cold weather, some of rooms need for the rehabilitation and most of them don't have enough money to re habilitate their home/rooms because winter is coming.

houses do not have enough space to accommodate all the family members, according to the SPHERE standards. The average number of persons per room for this caseload is 4.3 members.

Accommodation analysis:

- 41 HHs (58.5 %) of the Households are living in rented houses.
- 19 HHs (27%) of the Households are living in free of charge accommodation.
- 10 HHs (14.5%) of the Households are living in hosted accommodation.

Recommendation:

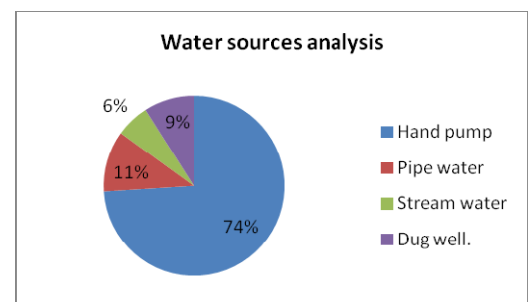
The joint team recommended to cover their needs through multi-purpose cash assistance to ensure their dignity, through the cash they can rent house according to their family need.

D) WASH: *(provide detailed information about Water sources, affected water source, sanitation (latrines, used water and solid waste management) and hygiene issues. What is recommended in WASH sector and when?)*

All the displaced households and host community families are sharing the same water sources. All households have access to water for their daily uses. However, according to their feedback the sources are not safe, especially for drinking, cooking, bathing.

Analysis of the sources of the water:

- 52 HHs (74 %) are using hand-pumps,
- 8 HHs (11%) are using pipe-water.
- 6 HH (9%) is using dug well.
- 4 HHs (6 %) are using stream water.



E) Hygiene Analysis:

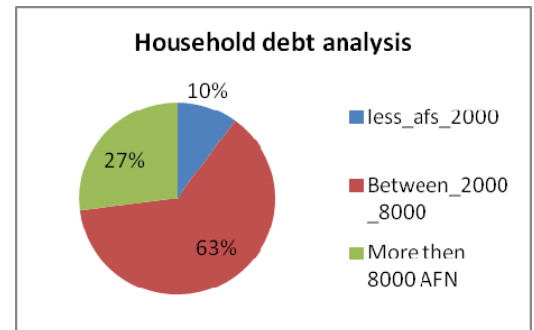
According to joint assessment team findings, 15 households do not have any type of latrine and are practicing open defecation. PUI ERM staff, together with the joint team, took advantage of the assessment phase to raise awareness on correct hygiene practices, in view of DACAAR providing door to door hygiene sensitization and hygiene kits to the eligible households. DACAAR will provide the emergency latrine and/or reconstruct the latrine to those household who are practicing open defecation, according to their WASH assessment.

F) Financial Analysis:

All displaced households reported that they are already in debt which may affect their future economic status after the shock. Before the shock their average income was 3972 AFN, but after the shock they don't have regular income.

- 44 HHS (63%) reported that they have between 2000-8000AFN debts,
- 19 HH (27 %) more then 8000 AFN
- 7 HHS (10 %) reported that they have less the 2000 AFN debts

According to the database analysis, all the households are in debts and most of them are not able to cover their most basic needs, such as food, clothes, dignified shelter, NFI, nor cover expenses linked to healthcare, transport or other.



Recommendation:

PUI, IMC and DACAAR will cover all the caseload. IMC will provide NFIs as in-kind; PUI will cover the remaining needs by providing multipurpose cash assistance, according to ERM common rationale.

G) Protection: (provide detailed information about protection issues, protection needs, PSN and EVIs (Female H, elderly HHs, child HH, chronically ill members, disable members) and provide precise recommendation regarding IPAs)

All the families were displaced due to intimidation and fighting/conflict between ISIS and AOGs, many of the families left everything behind, they were afraid and they don't have good memory from them. .

PUI female supervisor informed all women during the assessment of the availability of PSS services in PUI supported health facilities. An important number of people with additional vulnerabilities have been identified (see table below):

Table: Number of households with additional vulnerabilities:

3.1 Elderly head HH	3.2 Female Head HH	3.3 Child head HH	3.4 HH with 3 and More than 3 children Under 5	3.5 Physically Disabled	3.11 Chronically Ill
2	5	0	16	8	3

Recommendation:

18 people which were identified by the assessment team in the area they need to refer to PSN network for the additional assistance in term of protection, then PUI ERM team referred them for follow up. PUI will also follow the issue with the new PSN partner named WADAN to follow up on the result.

H) Health: (provide information about health issues, damaged/destroyed health facilities, current/available health facilities, access to health services and recommended assistance in this regards)

All IDPs have full access to the PUI health facilities and Asadabad Provincial hospital for health care services (as BPHS implementer, PUI supports 66 health facilities active in all district of the kunar province). Consultations are free of charge. However, specific medications or other prescribed treatments may not be covered or available at the HFs level, for this reason, ERM program includes support for such cases. HHs members with chronic illnesses will be under consideration of ERM protection support.

Recommendation:

It is recommended to support the beneficiaries for their health costs under MPCA

I) MARKET ASSESSMENT:

(Provide summary information regarding the local market, accessibility, and security constrains and fills the table if a market assessment has been conducted).

All displaced household have full access to the market, they can everything from the market according to their family need. So, for this reason cash distribution is preferable. ERM team carried out a market assessment; the prices of each food item are currently as below.

ITEM	Unit	Average Price AFN /Unit	Changed in price? (Yes/No/Increase since the displacement/Decreased)	How much/ AFN	Remark
Wheat Flour, White	Kg	27.6	No	0	
Rice	Kg	84.3	No	0	
Oil	Liter	61.6	No	0	
Fuel	lit	58	No	0	
TOTAL COST FOOD BASKET/MPC ASSISTANCE (from the cash tool)				6,000AFN/Month	

I) other: *provide detailed information about any other issue that is not covered above, this can include, security, infrastructure, coordination & assistance provided by others, problems encountered during the assessment, e etc)*

UN-OCHA is coordinating the whole assessment and response efforts in Kunar province.

Based on the needs and according to the coordination meeting, PUI will cover the IDP needs under Top up through ERM8.

4. Urgent Priority needs of affected people (as per affected point of view)

(Provide detailed information about top 3 priority needs of affected population as per the opinion of affected population and provide your recommendation how and when identified needs shall be addressed)

Below are the priority needs, expressed by IDP interviewed. PUI will respond to all 70 beneficiary households, in coordination with WFP operating in the area under ERM top up.

- 1st priority: Cash (97.5%)
- 2rd priority: Food (51%)
- 3rd priority: NFI (49%)

Recommendation:

- PUI ERM will provide 24,000 AFN for MPCA. This will be provided in one installment
- IMC will provide a NFIs kit as in-kind,
- Other specific needs identified during the assessment will be covered by partners (APA for protection needs, DACAAR for Wash)

SMEB Component	Value (AFN) 1 st Month	Value (AFN) 2 nd Month	Remark
Food (2100 Kcal/day/person)	6000	6000	
NFIs (kitchen Kits)	4000	0	IMC will provide as In-kind assistance
Shelter/WASH (shelter with access to WASH)	2000	1000	
Fuel	2000	2000	
Health Expenditures	2000	2000	
Transportation	1000		
TOTAL	17,000	11,000	
TOTAL (two months most vulnerable)	28,000 AFN		
TOTAL (one month less vulnerable)	17,000 AFN		

Challenges:

- Fake IDPs
- Economical migration.
- Expectation of the host community.
- Previous IDPs were already present
- Duplications of the Names
- Absent families
- Phone numbers of the families were off, which is difficult to find them.

5. Annexes

(Please provide the database collected under the ERM household assessment in electronic form)

- HEAT assessment database based on Electronic (Tablets) Assessment.
- Market assessment report.
- Assessment report according to assessment finding/analysis

Report written by: Dr. Zabihullah "KAKAR" PUI, ERM PM

Date of writing: 26-Dec-2018

Reviewed and Approved by: Manon Grossieres, PUI Head of Mission for Programs