

**Trauma**

15,612  
Trauma cases supported\*\*

**Primary Health Care**

2 (DoH)  
Public PHC facilities/DoH received medical equipment and supplies directly by WHO

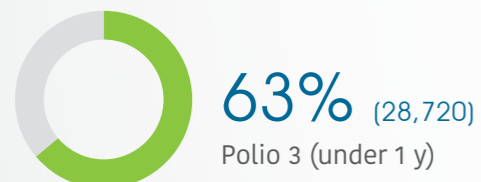
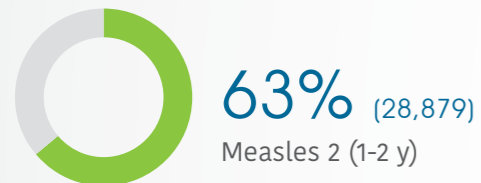
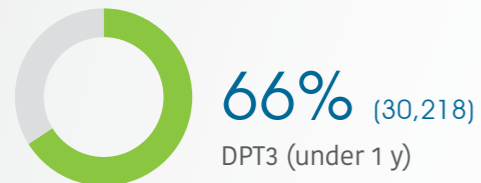
**Mental Health**

11,289  
Mental health and psychosocial support interventions provided by NGOs

**EWARS**

1,326  
Sentinel sites

**Immunization (coverage rate)**

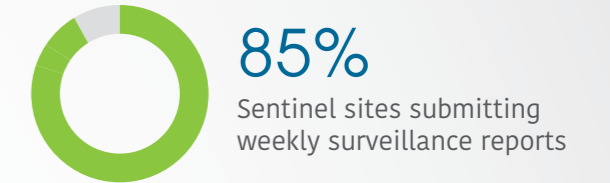


**Health Information**

125  
Field visits (assessments, supervision, monitoring and evaluation)

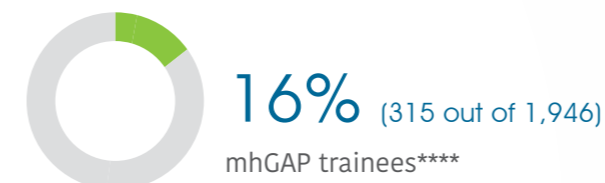
**481**  
Health facilities and community centres providing MHPSS services

1,470  
Schools providing MHPSS services



**Secondary Health Care**

11  
Hospitals supported directly by WHO with medical equipment and supplies\*\*\*



Top 5 reported morbidities

1. influenza-like illnesses
2. Acute Diarrhoea
3. Leishmaniasis
4. Lice
5. Chicken Pox

**Nutrition**

25  
Stabilization centres are treating patients with severe acute malnutrition (SAM) with medical complications

162  
Patients with SAM with medical complications receiving treatment

821  
Nutrition surveillance centres

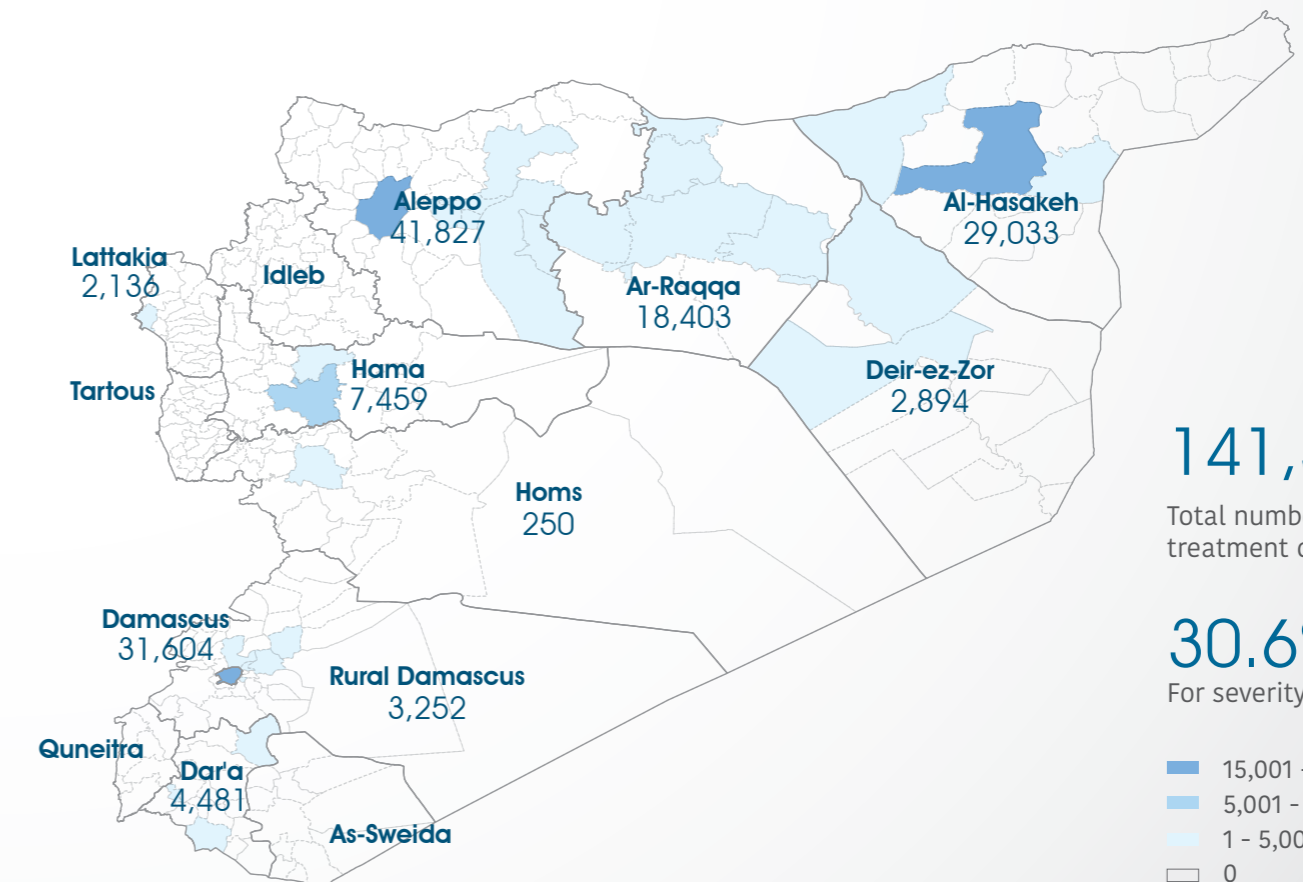
73,065  
Children under 5 screened

**Attacks**

1  
Attacks

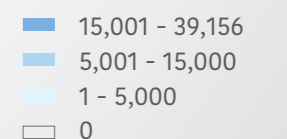
0  
Health workers killed or injured

**Number of treatment courses provided at sub-district level**



141,339  
Total number of delivered treatment courses provided

30.6%  
For severity scale >3 \*\*\*\*\*

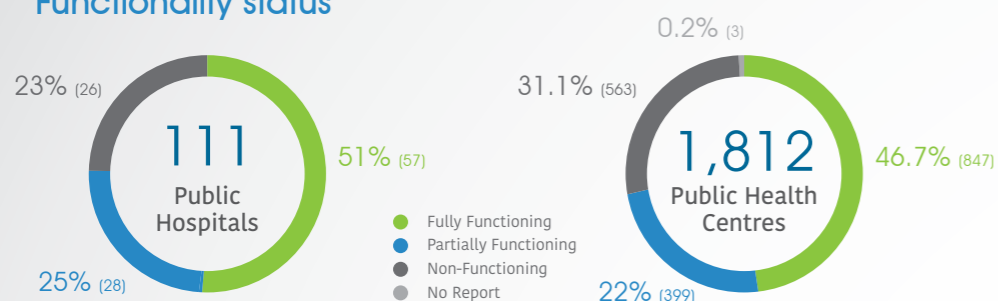


\* The data in this infographic are for WHO's hub in Damascus only  
 \*\* Based on public hospital received support from WHO  
 \*\*\* Other undefined hospitals are supported indirectly throughout MoH and MoHE at central level  
 \*\*\*\* Percentage of mhGAP previously-trained health professionals, 2014 till now, who received follow-up and/or on-the-job trainings

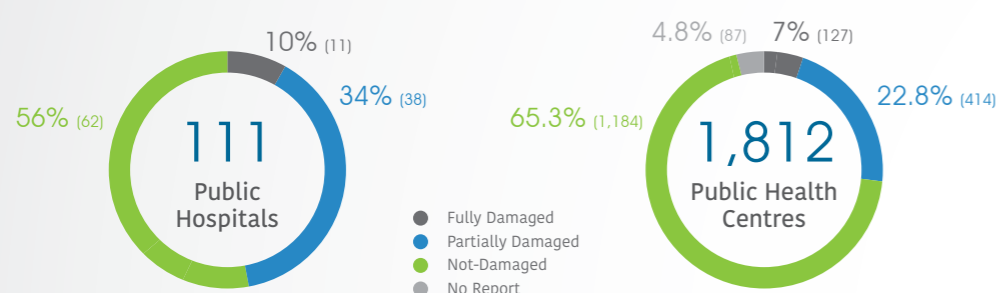
\*\*\*\*\* Data source: Severity scale December 2018

## HeRAMS

### Functionality status



### Level of damage



### Consultations

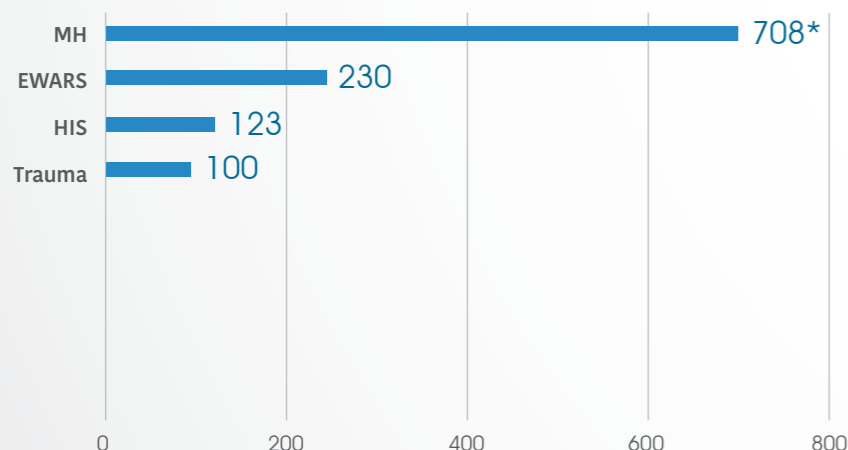
Public Hospitals

614,511

Public PHC centres

1,038,586

## Health care providers trained



1,161 Total of healthcare providers trained

\* Trainees on MHPSS topics : Number of non-specialized community workers and health care providers who received MHPSS training

## Operations Support and Logistic

Total deliveries across the country including IA convoy

57

Total number of regular deliveries across the country including IA convoy

70.75

Total weight (tons) of regular deliveries across the country including IA convoy

Total regular deliveries across the country

57

Total number of regular deliveries

141,339

Total number of treatment courses delivered

Total weight (tons) of supplies delivered

34.85 Medicines

15.43 Kits

11.62 Equipment

8.85 Non-medical supplies (WASH, Nutriton, and others)

70.75 ALL regular deliveries

Inter-agency convoys

0

Total number of IA convoys

0

Total number of treatment courses delivered

Total weight (tons) of supplies delivered

0 Medicines

0 Kits

0 Equipment

0 Non-medical supplies (WASH, Nutriton, and others)

0 All deliveries under IA convoys

## National NGO coordination

25 National NGOs as implementing partners

15 Supported PHC centres by WHO implementing partners

32 Mobile medical teams rolled out

9 Static medical points supported

17 IDP camps/settlements covered by WHO partners

WASH

● Points tested for drinking water quality

● Drinking water reported points tested and found to be of sub-standard quality

IDP camps

69,369 PHC outpatient consultations provided by WHO partners

36,865 Treatment courses provided by national NGOs

973 Patients referred for specialized treatment

241 Trauma cases supported by WHO partners

282 People with disabilities assisted by WHO partners



Uncontrolled sources

